

**BROOKFIELD RENEWABLE ENERGY GROUP
BROOKFIELD POWER PINEY & DEEP CREEK, LLC**

Deep Creek Hydroelectric Station

2015 Annual Report

**Maryland Department of the Environment
Water Appropriation and Use Permit No. GA1992S009(08)**

January 2016

Brookfield

TABLE OF CONTENTS

1.0 Introduction..... 1
1.1 Lake Level Monitoring..... 1
 1.1.1 End-of-Month Lake Levels..... 1
 1.1.2 Daily Levels..... 2
1.2 Water Temperature Monitoring 2
1.3 Minimum Flow Release Monitoring..... 4
1.4 Dissolved Oxygen Monitoring..... 5
1.5 Releases Unsuitable for Whitewater Recreation..... 5
1.6 Zebra Mussel Monitoring..... 6

APPENDICES

APPENDIX A - DEEP CREEK LAKE LEVEL GRAPH AND DEEP CREEK DAILY LAKE LEVEL DATA TABLES

APPENDIX B - DAILY RIVER WATER TEMPERATURES AT SANG RUN, TEMPERATURE ENHANCEMENT PLAN SANG RUN TEMPERATURE EXCURSIONS, AND TEMPERATURE ENHANCEMENT PLAN DAILY SHEETS

APPENDIX C - BYPASS FLOW MONITORING LOG SHEETS, OPERATION DATA TABLE, AND USGS PROVISIONAL WATER DISCHARGE DATA

APPENDIX D - DISSOLVED OXYGEN MONITORING LOG

APPENDIX E - ZEBRA MUSSEL MONITORING REPORTS

1.0 INTRODUCTION

Brookfield Power Piney & Deep Creek, LLC (Brookfield) holds a Water Appropriation and Use Permit (Permit), issued on June 17, 2011 (effective June 1, 2011) by the Maryland Department of Environment (MDE), providing for the continued operation of the Deep Creek Hydroelectric Project (Project). Permit Condition 23 requires Brookfield to submit an annual report to the MDE, which includes data and information as specified in the Permit Conditions listed below.

- Lake level monitoring (Condition 15)
- Temperature monitoring (Condition 16)
- Minimum flow release monitoring (Condition 17)
- Dissolved oxygen (DO) monitoring (Condition 18)
- Releases unsuitable for whitewater recreation (Condition 19)
- Zebra mussel monitoring (Condition 21)

1.1 Lake Level Monitoring

Brookfield operates the Project according to the Operating Rules specified in the 2011 Permit such that water elevations in Deep Creek Lake are maintained within the Operating Rule Band except that excursions of up to 0.3 feet above the Operating Rule Band lasting not more than 21 days are allowed from May through October, and except in the event of unusual or emergency conditions as defined in the 2011 Permit. The Upper Rule Band (URB) and Lower Rule Band (LRB) are the highest and lowest desirable reservoir levels at the end of each month.

Pursuant to the 2011 Permit, Brookfield measures and records water elevations in Deep Creek Lake via a gage at the intake structure near the dam at approximately the same time each day. Lake level monitoring data is included in Appendix A.

1.1.1 End-of-Month Lake Levels

Reservoir levels were above/below the URB at the end of the month as presented in Table 1.

TABLE 1
END-OF-MONTH LAKE LEVEL (IN FEET) ABOVE / BELOW URB

MONTH OF YEAR	FEET ABOVE (+) or BELOW (-) URB
January	-0.7
February	-0.8
March	+0.2
April	-0.1
May	0.0
June	+0.1
July	-0.6
August	-0.5
September	-0.7
October	-0.5
November	-0.2
December	-0.4

1.1.2 Daily Levels

The following summary describes the daily variances of the URB and LRB, and Appendix A provides a graphical and tabular summary of these daily variances.

- The lake level did not fall below the LRB in 2015.
- During the spring, the lake level continuously exceeded the URB from March 5 to April 27, with the excursion ranging from 0.1 to 0.9 feet.
- There were deviations above the URB from June 21 – 25 by 0.1 to 0.2 feet each day and again on June 30 by 0.1 feet.
- On July 1, the lake level was 0.1 feet above the URB, and from July 5 - 13, the lake level fluctuated 0.1 – 0.3 feet above the URB.

1.2 Water Temperature Monitoring

Brookfield monitored water temperature in the Youghiogheny River in accordance with the Deep Creek Station Water Temperature Enhancement Plan (approved June 8, 1996, revised September

2001 and January 2009).¹ The plan was designed to maintain water temperatures below 25 degrees Celsius (°C) in the Youghiogeny River.

By reports dated July 2, August 5, and September 2, 2015, Brookfield provided the MDE with dates when temperature excursions occurred at the Sang Run temperature monitoring station and an explanation for those excursions. As described in the monthly reports, temperature excursions at the Project were due to in part to the inherent uncertainty of the model. This model attempts to predict future temperatures of the Youghiogeny River, based on air temperature readings, cloud cover factor, cloud cover forecast, river flow, and actual water temperature readings. Due to the multitude of parameters used in the predictions, inherent variability in the predicted temperatures exists.

Temperature excursions occurred at the Project on June 10; July 26, 28 and 30; and August 2, 5, 9 and 16. Brookfield conducted eleven specific temperature enhancement releases (TERs) in 2015 as shown in Table 2 below.

Appendix B presents the Water Temperature Enhancement Plan data prediction sheets, the results of Sang Run temperature monitoring, and excursions during the period from June 1 through August 31, 2015.

**TABLE 2
TEMPERATURE ENHANCEMENT PLAN RELEASE DATES**

2015 DATES AND TIMES OF TEMPERATURE ENHANCEMENT PLAN RELEASES			
DATE	START TIME	STOP TIME	RIVER FLOW AT OAKLAND GAGE (CFS)
June 10, 2015	15:00	16:00	78
June 11, 2015	12:30	14:30	56
July 26, 2015	14:30	16:00	64
July 28, 2015	12:30	14:30	52

² By letter dated January 9, 2009, MDE provided Brookfield a copy of the January 2009 revision to the Deep Creek Station Youghiogeny River Water Temperature Enhancement Plan, and notified Brookfield that MDE planned to formally adopt the revised protocol on February 1, 2009. By letter dated January 30, 2009, Brookfield notified MDE that Brookfield concurred with the Revised Temperature Enhancement Plan protocol and would incorporate these changes into the model for the 2009 temperature-monitoring period.

2015 DATES AND TIMES OF TEMPERATURE ENHANCEMENT PLAN RELEASES			
DATE	START TIME	STOP TIME	RIVER FLOW AT OAKLAND GAGE (CFS)
July 29, 2015	14:00	14:30	50
July 30, 2015	12:15	13:30	48
August 2, 2015	14:00	15:00	33
August 4, 2015	11:00	13:00	33
August 5, 2015	14:30	15:30	68
August 9, 2015	14:00	15:00	52
August 16, 2015	14:30	15:30	24

1.3 Minimum Flow Release Monitoring

Brookfield operated the flow bypass in accordance with the Deep Creek Station Flow Bypass Operation Protocol (May 1995, revised September 2001 and August 2012). The flow bypass protocol requires Brookfield to maintain a minimum flow of 40 cfs in the Youghiogheny River immediately downstream of the tailrace. Brookfield monitored the river daily flows at the Hoyes Run Gage (USGS Gage No. 03076100). As required by the protocol, when calculated flows downstream of the tailrace are below 40 cfs, Brookfield may be required to open a bypass valve to release enough water to maintain 40 cfs.

Due to flows staying above 40 cfs, the flow bypass remained closed January 1 – September 9, 2015. Brookfield provided enhanced bypass flow to the Youghiogheny River on September 10, 2015, due to calculated flows less than 40 cfs at the Hoyes Run Gage, which is located approximately ¼ mile downstream of the tailrace outflow. The flow bypass was open again from September 19 – 21, 2015, due to calculated daily river flows being less than 40 cfs. From September 22 – 27, 2015, the flow bypass remained open as a precautionary measure due to the generators being offline for a First Energy high voltage line outage. From September 28 – December 31, 2015, flows were greater than 40 cfs, and enhanced bypass flow was not required. Appendix C includes the Bypass Flow Monitoring Log Sheets, Operation Data Table, and USGS Provisional Water Discharge Data.

1.4 Dissolved Oxygen Monitoring

Brookfield operated the DO enhancement weir during 2015 in accordance with the Dissolved Oxygen Enhancement Operations and Monitoring Protocol approved by the MDE on January 6, 1995. In 2015, automated monitoring was conducted on a 24/7 basis for both on and off generation periods from June 1 – October 1. A HOB0 dissolved oxygen data logger (Model U26-001) recorded readings at 30 minutes intervals at the confluence of the tailrace and Youghioghenny River. A summary of the DO data is provided below and shown in tables and graphs provided in Appendix D.

As indicated below and shown on the graphs in Appendix D, DO concentrations at the Project steadily decrease throughout the summer months with the exception of sharp spikes in DO concentrations during periods of generation at the Project.

- The daily average DO concentration in June was 8.83 parts per million (ppm) with a minimum concentration of 5.91 ppm and a maximum concentration of 10.60 ppm.
- DO concentrations typically begin to decrease in mid-July, and the oxygenation weir sluice gates were closed on July 17 to increase the weir's capacity. The daily average DO concentration for July was 4.84 ppm with a minimum concentration of 2.05 ppm and a maximum concentration of 8.08 ppm.
- The daily average DO concentration in August was 2.20 ppm with a minimum concentration of 0.63 ppm and a maximum concentration of 7.37 ppm.
- The daily average DO concentration in September was 3.24 ppm with a minimum concentration of 0.00 ppm and a maximum concentration of 9.05 ppm.

1.5 Releases Unsuitable for Whitewater Recreation

Permit Condition 19 outlines several operating rules designed to enhance whitewater boating opportunities in the Youghioghenny River.

Permit Condition 19.A provides a standard whitewater release (WWR) schedule, a special WWR schedule, and a provision that allows Brookfield to combine temperature enhancement releases with scheduled WWR. These conditions apply from April 15 through October 15, annually.

Permit Condition 19.B provides additional operating rules that place conditions on the operations of the Deep Creek Project based on flows at the Friendsville Gage and water levels at the Deep Creek Lake Gage.

More specifically, Permit Condition 19.B.V allows Brookfield to employ either a “3rd Hour Regulation” or an “All Hour Regulation” approach for plant operations, in addition to the previously referenced conditions.

There were no releases unsuitable for whitewater recreation during 2015.

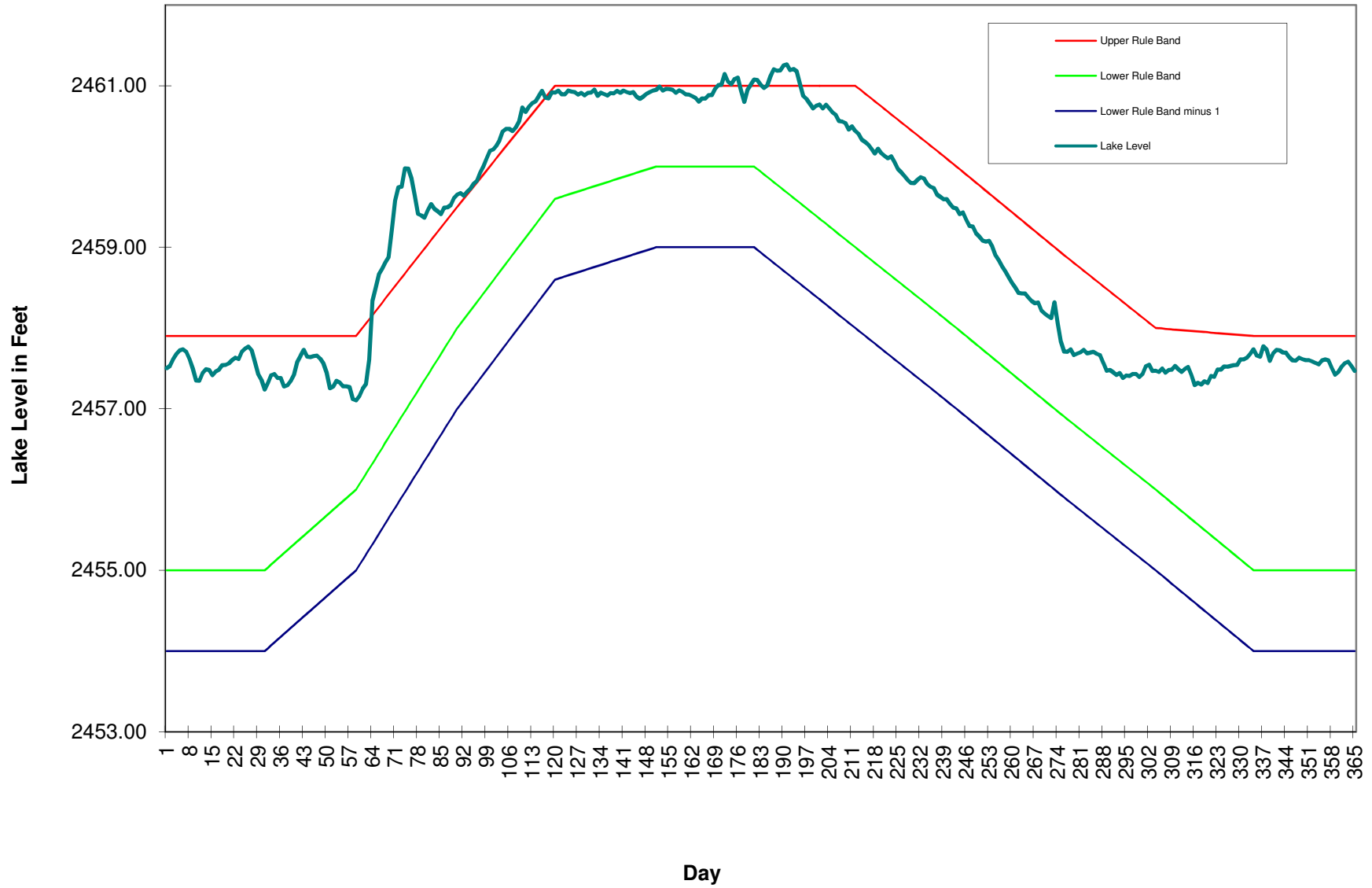
1.6 Zebra Mussel Monitoring

Artificial substrates placed at the Project intake area during 2015 showed no signs of zebra mussel infestation. Appendix E contains the 2015 Zebra Mussel Monitoring Report data sheets.

APPENDIX A

**DEEP CREEK LAKE LEVEL GRAPH AND
DEEP CREEK DAILY LAKE LEVEL DATA TABLES**

2015 Deep Creek Lake Level



Deep Creek Daily Lake Level 2015

Month	Day	Lake Level (feet msl)	Rainfall (inches)	Month	Day	Lake Level (feet msl)	Rainfall (inches)	Month	Day	Lake Level (feet msl)	Rainfall (inches)
Jan	1	2457.5	0.00	Feb	1	2457.3	0.80	Mar	1	2457.2	1.00
	2	2457.5	0.00		2	2457.4	0.20		2	2457.3	0.00
	3	2457.6	0.00		3	2457.4	0.00		3	2457.3	1.35
	4	2457.7	1.15		4	2457.4	0.05		4	2457.6	1.20
	5	2457.7	0.10		5	2457.4	0.00		5	2458.3	0.15
	6	2457.7	0.15		6	2457.3	0.00		6	2458.5	0.00
	7	2457.7	0.04		7	2457.3	0.00		7	2458.7	0.00
	8	2457.6	0.07		8	2457.3	0.10		8	2458.7	0.00
	9	2457.5	0.00		9	2457.4	0.12		9	2458.8	0.00
	10	2457.4	0.00		10	2457.6	0.00		10	2458.9	1.05
	11	2457.4	0.22		11	2457.7	0.00		11	2459.2	0.00
	12	2457.4	0.17		12	2457.7	0.14		12	2459.6	0.00
	13	2457.5	0.00		13	2457.6	0.00		13	2459.7	0.50
	14	2457.5	0.00		14	2457.6	0.00		14	2459.8	1.00
	15	2457.4	0.00		15	2457.7	0.15		15	2460.0	0.00
	16	2457.5	0.00		16	2457.7	0.20		16	2460.0	0.00
	17	2457.5	0.00		17	2457.6	0.00		17	2459.9	0.00
	18	2457.5	0.13		18	2457.6	0.11		18	2459.6	0.00
	19	2457.5	0.00		19	2457.5	0.09		19	2459.4	0.33
	20	2457.6	0.03		20	2457.3	0.09		20	2459.4	0.00
	21	2457.6	0.22		21	2457.3	0.75		21	2459.4	0.00
	22	2457.6	0.00		22	2457.4	0.00		22	2459.5	0.00
	23	2457.6	0.00		23	2457.3	0.00		23	2459.5	0.40
	24	2457.7	0.30		24	2457.3	0.00		24	2459.5	0.00
	25	2457.8	0.30		25	2457.3	0.00		25	2459.5	0.03
	26	2457.8	0.10		26	2457.3	0.03		26	2459.4	0.18
	27	2457.7	0.03		27	2457.1	0.00		27	2459.5	0.00
	28	2457.6	0.00		28	2457.1	0.00		28	2459.5	0.00
	29	2457.4	0.21						29	2459.5	0.15
	30	2457.4	0.00						30	2459.6	0.00
	31	2457.2	0.00						31	2459.7	0.07
Total			3.22				2.83				7.41

Deep Creek Daily Lake Level 2015

Month	Day	Lake Level (feet msl)	Rainfall (inches)	Month	Day	Lake Level (feet msl)	Rainfall (inches)	Month	Day	Lake Level (feet msl)	Rainfall (inches)
Apr	1	2459.7	0.00	May	1	2460.9	0.00	Jun	1	2461.0	0.06
	2	2459.6	0.47		2	2460.9	0.00		2	2460.9	0.15
	3	2459.7	0.30		3	2460.9	0.00		3	2461.0	0.00
	4	2459.7	0.30		4	2460.9	0.00		4	2461.0	0.00
	5	2459.8	0.00		5	2460.9	0.00		5	2461.0	0.18
	6	2459.8	0.10		6	2460.9	0.00		6	2460.9	0.00
	7	2459.9	0.30		7	2460.9	0.00		7	2460.9	0.00
	8	2460.0	0.45		8	2460.9	0.00		8	2460.9	0.55
	9	2460.1	0.07		9	2460.9	0.00		9	2460.9	0.03
	10	2460.2	0.50		10	2460.9	0.00		10	2460.9	0.00
	11	2460.2	0.20		11	2460.9	0.27		11	2460.9	0.00
	12	2460.3	0.00		12	2461.0	0.00		12	2460.9	0.00
	13	2460.3	0.45		13	2460.9	0.00		13	2460.8	0.25
	14	2460.4	0.15		14	2460.9	0.00		14	2460.8	1.00
	15	2460.5	0.10		15	2460.9	0.00		15	2460.8	0.40
	16	2460.5	0.33		16	2460.9	0.14		16	2460.9	0.13
	17	2460.4	0.50		17	2460.9	0.15		17	2460.9	0.40
	18	2460.5	0.00		18	2460.9	0.30		18	2461.0	0.61
	19	2460.6	0.63		19	2460.9	0.00		19	2461.0	0.25
	20	2460.7	0.30		20	2460.9	0.00		20	2461.0	1.50
	21	2460.7	0.00		21	2460.9	0.30		21	2461.2	0.50
	22	2460.7	0.60		22	2460.9	0.06		22	2461.1	0.02
	23	2460.8	0.00		23	2460.9	0.00		23	2461.0	0.34
	24	2460.8	0.00		24	2460.9	0.00		24	2461.1	0.00
	25	2460.9	0.47		25	2460.9	0.00		25	2461.1	0.34
	26	2460.9	0.00		26	2460.8	0.00		26	2460.9	0.30
	27	2460.9	0.10		27	2460.9	0.70		27	2460.8	2.00
	28	2460.8	0.00		28	2460.9	0.00		28	2461.0	0.35
	29	2460.9	0.00		29	2460.9	0.30		29	2461.0	0.16
	30	2460.9	0.25		30	2460.9	0.30		30	2461.1	0.06
				31	2461.0	0.34					
Total			6.57				2.86				9.57

Deep Creek Daily Lake Level 2015

Month	Day	Lake Level (feet msl)	Rainfall (inches)	Month	Day	Lake Level (feet msl)	Rainfall (inches)	Month	Day	Lake Level (feet msl)	Rainfall (inches)
Jul	1	2461.1	0.00	Aug	1	2460.4	0.00	Sep	1	2459.4	0.00
	2	2461.0	0.20		2	2460.3	0.00		2	2459.4	0.02
	3	2461.0	0.20		3	2460.3	0.03		3	2459.3	0.00
	4	2461.0	0.20		4	2460.3	0.00		4	2459.3	0.00
	5	2461.1	0.40		5	2460.2	0.00		5	2459.3	0.00
	6	2461.2	0.70		6	2460.2	0.28		6	2459.2	0.00
	7	2461.2	0.30		7	2460.2	0.00		7	2459.1	0.15
	8	2461.2	0.97		8	2460.2	0.06		8	2459.1	0.00
	9	2461.3	0.64		9	2460.1	0.00		9	2459.1	0.05
	10	2461.3	0.00		10	2460.1	0.65		10	2459.1	0.12
	11	2461.2	0.00		11	2460.1	0.03		11	2459.0	0.10
	12	2461.2	0.05		12	2460.1	0.00		12	2458.9	0.15
	13	2461.2	0.66		13	2460.0	0.00		13	2458.8	0.00
	14	2461.0	0.38		14	2459.9	0.00		14	2458.8	0.00
	15	2460.9	0.15		15	2459.9	0.00		15	2458.7	0.00
	16	2460.8	0.00		16	2459.8	0.00		16	2458.6	0.00
	17	2460.8	0.56		17	2459.8	0.55		17	2458.6	0.00
	18	2460.7	0.00		18	2459.8	0.35		18	2458.5	0.10
	19	2460.8	0.00		19	2459.8	0.69		19	2458.4	0.00
	20	2460.8	0.09		20	2459.9	0.40		20	2458.4	0.00
	21	2460.7	0.25		21	2459.9	0.00		21	2458.4	0.15
	22	2460.8	0.00		22	2459.8	0.00		22	2458.4	0.00
	23	2460.7	0.00		23	2459.8	0.00		23	2458.3	0.00
	24	2460.7	0.00		24	2459.7	0.00		24	2458.3	0.00
	25	2460.6	0.00		25	2459.7	0.00		25	2458.3	0.00
	26	2460.6	0.00		26	2459.6	0.00		26	2458.2	0.00
	27	2460.6	0.00		27	2459.6	0.00		27	2458.2	0.00
	28	2460.5	0.00		28	2459.6	0.00		28	2458.2	0.10
	29	2460.5	0.17		29	2459.5	0.00		29	2458.1	1.50
	30	2460.5	0.12		30	2459.5	0.00		30	2458.3	0.05
	31	2460.4	0.00		31	2459.5	0.05				
Total			6.04				3.09				2.49

Deep Creek Daily Lake Level 2015

Month	Day	Lake Level (feet msl)	Rainfall (inches)	Month	Day	Lake Level (feet msl)	Rainfall (inches)	Month	Day	Lake Level (feet msl)	Rainfall (inches)
Oct	1	2458.1	0.00	Nov	1	2457.5	0.00	Dec	1	2457.7	0.85
	2	2457.8	0.60		2	2457.5	0.00		2	2457.6	0.64
	3	2457.7	0.00		3	2457.5	0.00		3	2457.8	0.00
	4	2457.7	0.00		4	2457.5	0.00		4	2457.7	0.00
	5	2457.7	0.00		5	2457.5	0.00		5	2457.6	0.00
	6	2457.7	0.00		6	2457.5	0.00		6	2457.7	0.00
	7	2457.7	0.00		7	2457.5	0.03		7	2457.7	0.04
	8	2457.7	0.00		8	2457.5	0.03		8	2457.7	0.00
	9	2457.7	0.55		9	2457.5	0.21		9	2457.7	0.00
	10	2457.7	0.00		10	2457.5	0.35		10	2457.7	0.05
	11	2457.7	0.00		11	2457.4	0.09		11	2457.6	0.00
	12	2457.7	0.00		12	2457.3	0.27		12	2457.6	0.00
	13	2457.7	0.11		13	2457.3	0.00		13	2457.6	0.00
	14	2457.7	0.00		14	2457.3	0.00		14	2457.6	0.35
	15	2457.6	0.02		15	2457.3	0.00		15	2457.6	0.07
	16	2457.5	0.05		16	2457.3	0.00		16	2457.6	0.00
	17	2457.5	0.00		17	2457.4	0.00		17	2457.6	0.33
	18	2457.5	0.00		18	2457.4	0.89		18	2457.6	0.05
	19	2457.4	0.00		19	2457.5	0.18		19	2457.6	0.00
	20	2457.4	0.00		20	2457.5	0.10		20	2457.6	0.00
	21	2457.4	0.00		21	2457.5	0.00		21	2457.6	0.25
	22	2457.4	0.00		22	2457.5	0.00		22	2457.6	0.11
	23	2457.4	0.00		23	2457.5	0.00		23	2457.6	0.10
	24	2457.4	0.38		24	2457.5	0.00		24	2457.5	0.00
	25	2457.4	0.00		25	2457.5	0.00		25	2457.4	0.22
	26	2457.4	0.00		26	2457.6	0.00		26	2457.5	0.22
	27	2457.4	0.55		27	2457.6	0.00		27	2457.5	0.32
	28	2457.5	0.75		28	2457.6	0.50		28	2457.6	0.00
	29	2457.6	0.09		29	2457.7	0.20		29	2457.6	0.35
	30	2457.5	0.05		30	2457.7	0.10		30	2457.5	0.07
	31	2457.5	0.00						31	2457.5	0.00
Total			3.15				2.95				4.02
										Year Total	54.20

**SUMMARY OF DAILY VARIANCES OF THE
UPPER AND LOWER RULE BANDS - 2015**

SUMMARY OF DAILY VARIANCES OF THE UPPER AND LOWER RULE BANDS - 2015

Date	Reservoir Level (feet)	Upper Rule Band (feet)	Lower Rule Band (feet)	Δ (feet)
3/5/2015	2458.34	2458.11	2456.26	0.2
3/6/2015	2458.50	2458.16	2456.32	0.3
3/7/2015	2458.67	2458.21	2456.39	0.5
3/8/2015	2458.74	2458.26	2456.45	0.5
3/9/2015	2458.81	2458.31	2456.52	0.5
3/10/2015	2458.88	2458.36	2456.58	0.5
3/11/2015	2459.22	2458.42	2456.65	0.8
3/12/2015	2459.58	2458.47	2456.71	1.1
3/13/2015	2459.74	2458.52	2456.77	1.2
3/14/2015	2459.75	2458.57	2456.84	1.2
3/15/2015	2459.98	2458.62	2456.90	1.4
3/16/2015	2459.97	2458.67	2456.97	1.3
3/17/2015	2459.85	2458.73	2457.03	1.1
3/18/2015	2459.64	2458.78	2457.10	0.9
3/19/2015	2459.41	2458.83	2457.16	0.6
3/20/2015	2459.40	2458.88	2457.23	0.5
3/21/2015	2459.37	2458.93	2457.29	0.4
3/22/2015	2459.46	2458.98	2457.35	0.5
3/23/2015	2459.53	2459.04	2457.42	0.5
3/24/2015	2459.47	2459.09	2457.48	0.4
3/25/2015	2459.45	2459.14	2457.55	0.3
3/26/2015	2459.41	2459.19	2457.61	0.2
3/27/2015	2459.49	2459.24	2457.68	0.2
3/28/2015	2459.49	2459.29	2457.74	0.2
3/29/2015	2459.52	2459.35	2457.81	0.2
3/30/2015	2459.61	2459.40	2457.87	0.2
3/31/2015	2459.65	2459.45	2457.94	0.2
4/1/2015	2459.67	2459.50	2458.00	0.2
4/2/2015	2459.64	2459.55	2458.05	0.1
4/3/2015	2459.69	2459.60	2458.11	0.1
4/4/2015	2459.73	2459.65	2458.16	0.1
4/5/2015	2459.79	2459.70	2458.21	0.1
4/6/2015	2459.82	2459.75	2458.27	0.1
4/7/2015	2459.92	2459.80	2458.32	0.1
4/8/2015	2460.00	2459.85	2458.37	0.2
4/9/2015	2460.10	2459.90	2458.43	0.2
4/10/2015	2460.19	2459.95	2458.48	0.2
4/11/2015	2460.21	2460.00	2458.53	0.2
4/12/2015	2460.25	2460.05	2458.59	0.2
4/13/2015	2460.32	2460.10	2458.64	0.2
4/14/2015	2460.44	2460.15	2458.69	0.3
4/15/2015	2460.47	2460.20	2458.75	0.3
4/16/2015	2460.47	2460.25	2458.80	0.2
4/17/2015	2460.44	2460.30	2458.85	0.1
4/18/2015	2460.49	2460.35	2458.91	0.1
4/19/2015	2460.56	2460.40	2458.96	0.2
4/20/2015	2460.73	2460.45	2459.01	0.3
4/21/2015	2460.68	2460.50	2459.07	0.2
4/22/2015	2460.74	2460.55	2459.12	0.2

Date	Reservoir Level (feet)	Upper Rule Band (feet)	Lower Rule Band (feet)	Δ (feet)
4/23/2015	2460.78	2460.60	2459.17	0.2
4/24/2015	2460.80	2460.65	2459.23	0.2
4/25/2015	2460.87	2460.70	2459.28	0.2
4/26/2015	2460.94	2460.75	2459.33	0.2
4/27/2015	2460.85	2460.80	2459.39	0.1
6/21/2015	2461.15	2461.00	2460.00	0.2
6/22/2015	2461.05	2461.00	2460.00	0.1
6/24/2015	2461.08	2461.00	2460.00	0.1
6/25/2015	2461.10	2461.00	2460.00	0.1
6/30/2015	2461.08	2461.00	2460.00	0.1
7/1/2015	2461.07	2461.00	2460.00	0.1
7/5/2015	2461.12	2461.00	2459.87	0.1
7/6/2015	2461.21	2461.00	2459.84	0.2
7/7/2015	2461.19	2461.00	2459.81	0.2
7/8/2015	2461.19	2461.00	2459.77	0.2
7/9/2015	2461.25	2461.00	2459.74	0.3
7/10/2015	2461.26	2461.00	2459.71	0.3
7/11/2015	2461.19	2461.00	2459.68	0.2
7/12/2015	2461.21	2461.00	2459.65	0.2
7/13/2015	2461.18	2461.00	2459.61	0.2

APPENDIX B

DAILY RIVER WATER TEMPERATURES AT SANG RUN

**TEMPERATURE ENHANCEMENT PLAN SANG RUN
TEMPERATURE EXCURSIONS**

TEMPERATURE ENHANCEMENT PLAN DAILY SHEETS

Water temperature is measured from a temperature probe seasonally installed and maintained by Brookfield in the Youghiogheny River at the Sang Run Bridge. The instrument records water temperature at 10-minute intervals, has a monitoring accuracy of 0.1°C, and is calibrated in accordance with the manufacturer's instructions. A Brookfield Compliance Specialist located at the Deep Creek Hydroelectric Project retrieves data via telephone modem from the instrument.

Days when temperatures exceeded 25°C and days when temperature enhancement releases were made are summarized in the following tables. Daily Temperature Enhancement Plan sheets for each of these dates are also included.

DAILY RIVER WATER TEMPERATURES AT SANG RUN

Station Name

Sangrun

5/31/2015	23:50:00	20.19
6/1/2015	0:00:00	20.15
6/1/2015	0:10:00	20.11
6/1/2015	0:20:00	20.09
6/1/2015	0:30:00	20.07
6/1/2015	0:40:00	20.04
6/1/2015	0:50:00	20.01
6/1/2015	1:00:00	19.99
6/1/2015	1:10:00	19.96
6/1/2015	1:20:00	19.94
6/1/2015	1:30:00	19.91
6/1/2015	1:40:00	19.88
6/1/2015	1:50:00	19.85
6/1/2015	2:00:00	19.82
6/1/2015	2:10:00	19.81
6/1/2015	2:20:00	19.78
6/1/2015	2:30:00	19.75
6/1/2015	2:40:00	19.73
6/1/2015	2:50:00	19.70
6/1/2015	3:00:00	19.69
6/1/2015	3:10:00	19.66
6/1/2015	3:20:00	19.64
6/1/2015	3:30:00	19.61
6/1/2015	3:40:00	19.59
6/1/2015	3:50:00	19.56
6/1/2015	4:00:00	19.54
6/1/2015	4:10:00	19.53
6/1/2015	4:20:00	19.50
6/1/2015	4:30:00	19.48
6/1/2015	4:40:00	19.46
6/1/2015	4:50:00	19.44
6/1/2015	5:00:00	19.42
6/1/2015	5:10:00	19.40
6/1/2015	5:20:00	19.39
6/1/2015	5:30:00	19.37
6/1/2015	5:40:00	19.35
6/1/2015	5:50:00	19.33
6/1/2015	6:00:00	19.31
6/1/2015	6:10:00	19.30
6/1/2015	6:20:00	19.28
6/1/2015	6:30:00	19.26
6/1/2015	6:40:00	19.24
6/1/2015	6:50:00	19.23
6/1/2015	7:00:00	19.22

6/1/2015	7:10:00	19.22
6/1/2015	7:20:00	19.21
6/1/2015	7:30:00	19.20
6/1/2015	7:40:00	19.18
6/1/2015	7:50:00	19.18
6/1/2015	8:00:00	19.19
6/1/2015	8:10:00	19.21
6/1/2015	8:20:00	19.22
6/1/2015	8:30:00	19.22
6/1/2015	8:40:00	19.22
6/1/2015	8:50:00	19.24
6/1/2015	9:00:00	19.24
6/1/2015	9:10:00	19.25
6/1/2015	9:20:00	19.28
6/1/2015	9:30:00	19.30
6/1/2015	9:40:00	19.31
6/1/2015	9:50:00	19.34
6/1/2015	10:00:00	19.35
6/1/2015	10:10:00	19.37
6/1/2015	10:20:00	19.38
6/1/2015	10:30:00	19.41
6/1/2015	10:40:00	19.44
6/1/2015	10:50:00	19.47
6/1/2015	11:00:00	19.52
6/1/2015	11:10:00	19.57
6/1/2015	11:20:00	19.59
6/1/2015	11:30:00	19.66
6/1/2015	11:40:00	19.74
6/1/2015	11:50:00	19.76
6/1/2015	12:00:00	19.77
6/1/2015	12:10:00	19.81
6/1/2015	12:20:00	19.82
6/1/2015	12:30:00	19.81
6/1/2015	12:40:00	19.85
6/1/2015	12:50:00	19.84
6/1/2015	13:00:00	19.75
6/1/2015	13:10:00	18.37
6/1/2015	13:20:00	16.29
6/1/2015	13:30:00	15.77
6/1/2015	13:40:00	15.41
6/1/2015	13:50:00	15.20
6/1/2015	14:00:00	15.05
6/1/2015	14:10:00	14.97
6/1/2015	14:20:00	14.93
6/1/2015	14:30:00	14.88
6/1/2015	14:40:00	14.87

6/1/2015	14:50:00	14.89
6/1/2015	15:00:00	14.90
6/1/2015	15:10:00	14.89
6/1/2015	15:20:00	14.91
6/1/2015	15:30:00	14.92
6/1/2015	15:40:00	14.92
6/1/2015	15:50:00	14.97
6/1/2015	16:00:00	15.03
6/1/2015	16:10:00	15.13
6/1/2015	16:20:00	15.22
6/1/2015	16:30:00	15.30
6/1/2015	16:40:00	15.39
6/1/2015	16:50:00	15.48
6/1/2015	17:00:00	15.57
6/1/2015	17:10:00	15.66
6/1/2015	17:20:00	15.74
6/1/2015	17:30:00	15.79
6/1/2015	17:40:00	15.84
6/1/2015	17:50:00	15.88
6/1/2015	18:00:00	15.92
6/1/2015	18:10:00	16.00
6/1/2015	18:20:00	16.18
6/1/2015	18:30:00	16.49
6/1/2015	18:40:00	16.82
6/1/2015	18:50:00	17.14
6/1/2015	19:00:00	17.41
6/1/2015	19:10:00	17.65
6/1/2015	19:20:00	17.85
6/1/2015	19:30:00	18.02
6/1/2015	19:40:00	18.15
6/1/2015	19:50:00	18.26
6/1/2015	20:00:00	18.35
6/1/2015	20:10:00	18.42
6/1/2015	20:20:00	18.49
6/1/2015	20:30:00	18.55
6/1/2015	20:40:00	18.57
6/1/2015	20:50:00	18.59
6/1/2015	21:00:00	18.62
6/1/2015	21:10:00	18.62
6/1/2015	21:20:00	18.60
6/1/2015	21:30:00	18.60
6/1/2015	21:40:00	18.57
6/1/2015	21:50:00	18.57
6/1/2015	22:00:00	18.54
6/1/2015	22:10:00	18.51
6/1/2015	22:20:00	18.49

6/1/2015	22:30:00	18.46
6/1/2015	22:40:00	18.44
6/1/2015	22:50:00	18.42
6/1/2015	23:00:00	18.39
6/1/2015	23:10:00	18.36
6/1/2015	23:20:00	18.33
6/1/2015	23:30:00	18.30
6/1/2015	23:40:00	18.28
6/1/2015	23:50:00	18.26
6/2/2015	0:00:00	18.23
6/2/2015	0:10:00	18.20
6/2/2015	0:20:00	18.17
6/2/2015	0:30:00	18.14
6/2/2015	0:40:00	18.12
6/2/2015	0:50:00	18.10
6/2/2015	1:00:00	18.07
6/2/2015	1:10:00	18.05
6/2/2015	1:20:00	18.02
6/2/2015	1:30:00	18.00
6/2/2015	1:40:00	17.97
6/2/2015	1:50:00	17.94
6/2/2015	2:00:00	17.91
6/2/2015	2:10:00	17.88
6/2/2015	2:20:00	17.85
6/2/2015	2:30:00	17.82
6/2/2015	2:40:00	17.79
6/2/2015	2:50:00	17.75
6/2/2015	3:00:00	17.71
6/2/2015	3:10:00	17.69
6/2/2015	3:20:00	17.67
6/2/2015	3:30:00	17.64
6/2/2015	3:40:00	17.61
6/2/2015	3:50:00	17.61
6/2/2015	4:00:00	17.57
6/2/2015	4:10:00	17.54
6/2/2015	4:20:00	17.50
6/2/2015	4:30:00	17.47
6/2/2015	4:40:00	17.44
6/2/2015	4:50:00	17.41
6/2/2015	5:00:00	17.39
6/2/2015	5:10:00	17.36
6/2/2015	5:20:00	17.33
6/2/2015	5:30:00	17.31
6/2/2015	5:40:00	17.28
6/2/2015	5:50:00	17.26
6/2/2015	6:00:00	17.23

6/2/2015	6:10:00	17.21
6/2/2015	6:20:00	17.18
6/2/2015	6:30:00	17.15
6/2/2015	6:40:00	17.13
6/2/2015	6:50:00	17.12
6/2/2015	7:00:00	17.10
6/2/2015	7:10:00	17.08
6/2/2015	7:20:00	17.07
6/2/2015	7:30:00	17.05
6/2/2015	7:40:00	17.04
6/2/2015	7:50:00	17.05
6/2/2015	8:00:00	17.04
6/2/2015	8:10:00	17.05
6/2/2015	8:20:00	17.04
6/2/2015	8:30:00	17.04
6/2/2015	8:40:00	17.05
6/2/2015	8:50:00	17.05
6/2/2015	9:00:00	17.08
6/2/2015	9:10:00	17.07
6/2/2015	9:20:00	17.08
6/2/2015	9:30:00	17.09
6/2/2015	9:40:00	17.13
6/2/2015	9:50:00	17.15
6/2/2015	10:00:00	17.17
6/2/2015	10:10:00	17.19
6/2/2015	10:20:00	17.22
6/2/2015	10:30:00	17.25
6/2/2015	10:40:00	17.29
6/2/2015	10:50:00	17.35
6/2/2015	11:00:00	17.37
6/2/2015	11:10:00	17.40
6/2/2015	11:20:00	17.44
6/2/2015	11:30:00	17.46
6/2/2015	11:40:00	17.50
6/2/2015	11:50:00	17.53
6/2/2015	12:00:00	17.56
6/2/2015	12:10:00	17.59
6/2/2015	12:20:00	17.62
6/2/2015	12:30:00	17.65
6/2/2015	12:40:00	17.69
6/2/2015	12:50:00	17.73
6/2/2015	13:00:00	17.75
6/2/2015	13:10:00	17.78
6/2/2015	13:20:00	17.78
6/2/2015	13:30:00	17.80
6/2/2015	13:40:00	17.82

6/2/2015	13:50:00	17.82
6/2/2015	14:00:00	17.85
6/2/2015	14:10:00	17.86
6/2/2015	14:20:00	17.87
6/2/2015	14:30:00	17.90
6/2/2015	14:40:00	17.89
6/2/2015	14:50:00	17.94
6/2/2015	15:00:00	17.98
6/2/2015	15:10:00	18.05
6/2/2015	15:20:00	18.08
6/2/2015	15:30:00	18.10
6/2/2015	15:40:00	18.17
6/2/2015	15:50:00	18.17
6/2/2015	16:00:00	18.18
6/2/2015	16:10:00	18.20
6/2/2015	16:20:00	18.21
6/2/2015	16:30:00	18.22
6/2/2015	16:40:00	18.24
6/2/2015	16:50:00	18.23
6/2/2015	17:00:00	18.23
6/2/2015	17:10:00	18.20
6/2/2015	17:20:00	18.19
6/2/2015	17:30:00	18.19
6/2/2015	17:40:00	18.16
6/2/2015	17:50:00	18.13
6/2/2015	18:00:00	18.11
6/2/2015	18:10:00	18.10
6/2/2015	18:20:00	18.09
6/2/2015	18:30:00	18.07
6/2/2015	18:40:00	18.05
6/2/2015	18:50:00	18.04
6/2/2015	19:00:00	18.02
6/2/2015	19:10:00	17.98
6/2/2015	19:20:00	17.96
6/2/2015	19:30:00	17.91
6/2/2015	19:40:00	17.88
6/2/2015	19:50:00	17.84
6/2/2015	20:00:00	17.80
6/2/2015	20:10:00	17.76
6/2/2015	20:20:00	17.72
6/2/2015	20:30:00	17.68
6/2/2015	20:40:00	17.64
6/2/2015	20:50:00	17.61
6/2/2015	21:00:00	17.57
6/2/2015	21:10:00	17.54
6/2/2015	21:20:00	17.50

6/2/2015	21:30:00	17.47
6/2/2015	21:40:00	17.44
6/2/2015	21:50:00	17.41
6/2/2015	22:00:00	17.38
6/2/2015	22:10:00	17.35
6/2/2015	22:20:00	17.32
6/2/2015	22:30:00	17.29
6/2/2015	22:40:00	17.26
6/2/2015	22:50:00	17.23
6/2/2015	23:00:00	17.21
6/2/2015	23:10:00	17.19
6/2/2015	23:20:00	17.17
6/2/2015	23:30:00	17.14
6/2/2015	23:40:00	17.13
6/2/2015	23:50:00	17.11
6/3/2015	0:00:00	17.08
6/3/2015	0:10:00	17.06
6/3/2015	0:20:00	17.04
6/3/2015	0:30:00	17.00
6/3/2015	0:40:00	16.97
6/3/2015	0:50:00	16.95
6/3/2015	1:00:00	16.93
6/3/2015	1:10:00	16.90
6/3/2015	1:20:00	16.88
6/3/2015	1:30:00	16.86
6/3/2015	1:40:00	16.83
6/3/2015	1:50:00	16.80
6/3/2015	2:00:00	16.78
6/3/2015	2:10:00	16.76
6/3/2015	2:20:00	16.74
6/3/2015	2:30:00	16.71
6/3/2015	2:40:00	16.69
6/3/2015	2:50:00	16.67
6/3/2015	3:00:00	16.63
6/3/2015	3:10:00	16.60
6/3/2015	3:20:00	16.57
6/3/2015	3:30:00	16.56
6/3/2015	3:40:00	16.54
6/3/2015	3:50:00	16.52
6/3/2015	4:00:00	16.50
6/3/2015	4:10:00	16.47
6/3/2015	4:20:00	16.45
6/3/2015	4:30:00	16.44
6/3/2015	4:40:00	16.42
6/3/2015	4:50:00	16.39
6/3/2015	5:00:00	16.37

6/3/2015	5:10:00	16.36
6/3/2015	5:20:00	16.34
6/3/2015	5:30:00	16.30
6/3/2015	5:40:00	16.28
6/3/2015	5:50:00	16.26
6/3/2015	6:00:00	16.23
6/3/2015	6:10:00	16.21
6/3/2015	6:20:00	16.20
6/3/2015	6:30:00	16.18
6/3/2015	6:40:00	16.15
6/3/2015	6:50:00	16.14
6/3/2015	7:00:00	16.11
6/3/2015	7:10:00	16.09
6/3/2015	7:20:00	16.10
6/3/2015	7:30:00	16.09
6/3/2015	7:40:00	16.09
6/3/2015	7:50:00	16.09
6/3/2015	8:00:00	16.09
6/3/2015	8:10:00	16.09
6/3/2015	8:20:00	16.10
6/3/2015	8:30:00	16.11
6/3/2015	8:40:00	16.13
6/3/2015	8:50:00	16.14
6/3/2015	9:00:00	16.15
6/3/2015	9:10:00	16.16
6/3/2015	9:20:00	16.20
6/3/2015	9:30:00	16.23
6/3/2015	9:40:00	16.27
6/3/2015	9:50:00	16.30
6/3/2015	10:00:00	16.34
6/3/2015	10:10:00	16.38
6/3/2015	10:20:00	16.42
6/3/2015	10:30:00	16.45
6/3/2015	10:40:00	16.51
6/3/2015	10:50:00	16.59
6/3/2015	11:00:00	16.68
6/3/2015	11:10:00	16.75
6/3/2015	11:20:00	16.80
6/3/2015	11:30:00	16.85
6/3/2015	11:40:00	16.90
6/3/2015	11:50:00	16.95
6/3/2015	12:00:00	16.98
6/3/2015	12:10:00	17.04
6/3/2015	12:20:00	17.07
6/3/2015	12:30:00	17.09
6/3/2015	12:40:00	17.10

6/3/2015	12:50:00	17.11
6/3/2015	13:00:00	17.11
6/3/2015	13:10:00	17.09
6/3/2015	13:20:00	17.08
6/3/2015	13:30:00	17.10
6/3/2015	13:40:00	17.09
6/3/2015	13:50:00	17.09
6/3/2015	14:00:00	17.09
6/3/2015	14:10:00	17.11
6/3/2015	14:20:00	17.14
6/3/2015	14:30:00	17.17
6/3/2015	14:40:00	17.21
6/3/2015	14:50:00	17.25
6/3/2015	15:00:00	17.24
6/3/2015	15:10:00	17.27
6/3/2015	15:20:00	17.29
6/3/2015	15:30:00	17.32
6/3/2015	15:40:00	17.33
6/3/2015	15:50:00	17.35
6/3/2015	16:00:00	17.35
6/3/2015	16:10:00	17.35
6/3/2015	16:20:00	17.35
6/3/2015	16:30:00	17.33
6/3/2015	16:40:00	17.35
6/3/2015	16:50:00	17.34
6/3/2015	17:00:00	17.37
6/3/2015	17:10:00	17.37
6/3/2015	17:20:00	17.36
6/3/2015	17:30:00	17.35
6/3/2015	17:40:00	17.30
6/3/2015	17:50:00	17.27
6/3/2015	18:00:00	17.22
6/3/2015	18:10:00	17.18
6/3/2015	18:20:00	17.15
6/3/2015	18:30:00	17.12
6/3/2015	18:40:00	17.09
6/3/2015	18:50:00	17.07
6/3/2015	19:00:00	17.04
6/3/2015	19:10:00	17.02
6/3/2015	19:20:00	16.98
6/3/2015	19:30:00	16.95
6/3/2015	19:40:00	16.92
6/3/2015	19:50:00	16.90
6/3/2015	20:00:00	16.85
6/3/2015	20:10:00	16.80
6/3/2015	20:20:00	16.75

6/3/2015	20:30:00	16.70
6/3/2015	20:40:00	16.64
6/3/2015	20:50:00	16.59
6/3/2015	21:00:00	16.53
6/3/2015	21:10:00	16.47
6/3/2015	21:20:00	16.41
6/3/2015	21:30:00	16.36
6/3/2015	21:40:00	16.31
6/3/2015	21:50:00	16.26
6/3/2015	22:00:00	16.21
6/3/2015	22:10:00	16.16
6/3/2015	22:20:00	16.11
6/3/2015	22:30:00	16.06
6/3/2015	22:40:00	16.03
6/3/2015	22:50:00	15.99
6/3/2015	23:00:00	15.95
6/3/2015	23:10:00	15.92
6/3/2015	23:20:00	15.88
6/3/2015	23:30:00	15.86
6/3/2015	23:40:00	15.83
6/3/2015	23:50:00	15.80
6/4/2015	0:00:00	15.77
6/4/2015	0:10:00	15.74
6/4/2015	0:20:00	15.70
6/4/2015	0:30:00	15.68
6/4/2015	0:40:00	15.66
6/4/2015	0:50:00	15.62
6/4/2015	1:00:00	15.60
6/4/2015	1:10:00	15.56
6/4/2015	1:20:00	15.53
6/4/2015	1:30:00	15.51
6/4/2015	1:40:00	15.49
6/4/2015	1:50:00	15.46
6/4/2015	2:00:00	15.44
6/4/2015	2:10:00	15.40
6/4/2015	2:20:00	15.37
6/4/2015	2:30:00	15.34
6/4/2015	2:40:00	15.31
6/4/2015	2:50:00	15.29
6/4/2015	3:00:00	15.27
6/4/2015	3:10:00	15.25
6/4/2015	3:20:00	15.24
6/4/2015	3:30:00	15.22
6/4/2015	3:40:00	15.21
6/4/2015	3:50:00	15.18
6/4/2015	4:00:00	15.15

6/4/2015	4:10:00	15.14
6/4/2015	4:20:00	15.12
6/4/2015	4:30:00	15.10
6/4/2015	4:40:00	15.08
6/4/2015	4:50:00	15.06
6/4/2015	5:00:00	15.03
6/4/2015	5:10:00	15.02
6/4/2015	5:20:00	15.01
6/4/2015	5:30:00	14.99
6/4/2015	5:40:00	14.99
6/4/2015	5:50:00	14.97
6/4/2015	6:00:00	14.95
6/4/2015	6:10:00	14.94
6/4/2015	6:20:00	14.93
6/4/2015	6:30:00	14.94
6/4/2015	6:40:00	14.94
6/4/2015	6:50:00	14.93
6/4/2015	7:00:00	14.94
6/4/2015	7:10:00	14.94
6/4/2015	7:20:00	14.94
6/4/2015	7:30:00	14.95
6/4/2015	7:40:00	14.96
6/4/2015	7:50:00	14.97
6/4/2015	8:00:00	14.99
6/4/2015	8:10:00	15.00
6/4/2015	8:20:00	15.02
6/4/2015	8:30:00	15.03
6/4/2015	8:40:00	15.07
6/4/2015	8:50:00	15.11
6/4/2015	9:00:00	15.14
6/4/2015	9:10:00	15.14
6/4/2015	9:20:00	15.17
6/4/2015	9:30:00	15.19
6/4/2015	9:40:00	15.24
6/4/2015	9:50:00	15.31
6/4/2015	10:00:00	15.37
6/4/2015	10:10:00	15.44
6/4/2015	10:20:00	15.49
6/4/2015	10:30:00	15.55
6/4/2015	10:40:00	15.61
6/4/2015	10:50:00	15.68
6/4/2015	11:00:00	15.76
6/4/2015	11:10:00	15.85
6/4/2015	11:20:00	15.92
6/4/2015	11:30:00	15.99
6/4/2015	11:40:00	16.10

6/4/2015	11:50:00	16.17
6/4/2015	12:00:00	16.24
6/4/2015	12:10:00	16.34
6/4/2015	12:20:00	16.42
6/4/2015	12:30:00	16.51
6/4/2015	12:40:00	16.66
6/4/2015	12:50:00	16.83
6/4/2015	13:00:00	16.92
6/4/2015	13:10:00	17.02
6/4/2015	13:20:00	17.17
6/4/2015	13:30:00	17.34
6/4/2015	13:40:00	17.50
6/4/2015	13:50:00	17.46
6/4/2015	14:00:00	17.54
6/4/2015	14:10:00	17.66
6/4/2015	14:20:00	17.85
6/4/2015	14:30:00	17.99
6/4/2015	14:40:00	18.03
6/4/2015	14:50:00	18.02
6/4/2015	15:00:00	18.08
6/4/2015	15:10:00	18.21
6/4/2015	15:20:00	18.37
6/4/2015	15:30:00	18.57
6/4/2015	15:40:00	18.81
6/4/2015	15:50:00	19.14
6/4/2015	16:00:00	19.24
6/4/2015	16:10:00	19.30
6/4/2015	16:20:00	19.31
6/4/2015	16:30:00	19.43
6/4/2015	16:40:00	19.50
6/4/2015	16:50:00	19.60
6/4/2015	17:00:00	19.76
6/4/2015	17:10:00	19.78
6/4/2015	17:20:00	19.81
6/4/2015	17:30:00	19.70
6/4/2015	17:40:00	19.67
6/4/2015	17:50:00	19.62
6/4/2015	18:00:00	19.52
6/4/2015	18:10:00	19.42
6/4/2015	18:20:00	19.33
6/4/2015	18:30:00	19.24
6/4/2015	18:40:00	19.19
6/4/2015	18:50:00	19.12
6/4/2015	19:00:00	19.04
6/4/2015	19:10:00	18.96
6/4/2015	19:20:00	18.88

6/4/2015	19:30:00	18.76
6/4/2015	19:40:00	18.63
6/4/2015	19:50:00	18.51
6/4/2015	20:00:00	18.39
6/4/2015	20:10:00	18.27
6/4/2015	20:20:00	18.16
6/4/2015	20:30:00	18.07
6/4/2015	20:40:00	17.98
6/4/2015	20:50:00	17.90
6/4/2015	21:00:00	17.82
6/4/2015	21:10:00	17.73
6/4/2015	21:20:00	17.64
6/4/2015	21:30:00	17.55
6/4/2015	21:40:00	17.46
6/4/2015	21:50:00	17.37
6/4/2015	22:00:00	17.29
6/4/2015	22:10:00	17.20
6/4/2015	22:20:00	17.12
6/4/2015	22:30:00	17.05
6/4/2015	22:40:00	16.96
6/4/2015	22:50:00	16.89
6/4/2015	23:00:00	16.83
6/4/2015	23:10:00	16.76
6/4/2015	23:20:00	16.70
6/4/2015	23:30:00	16.65
6/4/2015	23:40:00	16.60
6/4/2015	23:50:00	16.55
6/5/2015	0:00:00	16.50
6/5/2015	0:10:00	16.46
6/5/2015	0:20:00	16.42
6/5/2015	0:30:00	16.38
6/5/2015	0:40:00	16.35
6/5/2015	0:50:00	16.32
6/5/2015	1:00:00	16.29
6/5/2015	1:10:00	16.25
6/5/2015	1:20:00	16.23
6/5/2015	1:30:00	16.20
6/5/2015	1:40:00	16.17
6/5/2015	1:50:00	16.14
6/5/2015	2:00:00	16.11
6/5/2015	2:10:00	16.10
6/5/2015	2:20:00	16.08
6/5/2015	2:30:00	16.05
6/5/2015	2:40:00	16.04
6/5/2015	2:50:00	16.02
6/5/2015	3:00:00	16.00

6/5/2015	3:10:00	15.98
6/5/2015	3:20:00	15.95
6/5/2015	3:30:00	15.93
6/5/2015	3:40:00	15.91
6/5/2015	3:50:00	15.88
6/5/2015	4:00:00	15.86
6/5/2015	4:10:00	15.84
6/5/2015	4:20:00	15.82
6/5/2015	4:30:00	15.80
6/5/2015	4:40:00	15.79
6/5/2015	4:50:00	15.77
6/5/2015	5:00:00	15.76
6/5/2015	5:10:00	15.75
6/5/2015	5:20:00	15.72
6/5/2015	5:30:00	15.71
6/5/2015	5:40:00	15.70
6/5/2015	5:50:00	15.68
6/5/2015	6:00:00	15.67
6/5/2015	6:10:00	15.65
6/5/2015	6:20:00	15.64
6/5/2015	6:30:00	15.63
6/5/2015	6:40:00	15.63
6/5/2015	6:50:00	15.62
6/5/2015	7:00:00	15.62
6/5/2015	7:10:00	15.63
6/5/2015	7:20:00	15.63
6/5/2015	7:30:00	15.63
6/5/2015	7:40:00	15.64
6/5/2015	7:50:00	15.66
6/5/2015	8:00:00	15.68
6/5/2015	8:10:00	15.69
6/5/2015	8:20:00	15.72
6/5/2015	8:30:00	15.75
6/5/2015	8:40:00	15.78
6/5/2015	8:50:00	15.82
6/5/2015	9:00:00	15.85
6/5/2015	9:10:00	15.91
6/5/2015	9:20:00	15.95
6/5/2015	9:30:00	16.02
6/5/2015	9:40:00	16.07
6/5/2015	9:50:00	16.12
6/5/2015	10:00:00	16.17
6/5/2015	10:10:00	16.22
6/5/2015	10:20:00	16.27
6/5/2015	10:30:00	16.34
6/5/2015	10:40:00	16.43

6/5/2015	10:50:00	16.54
6/5/2015	11:00:00	16.65
6/5/2015	11:10:00	16.72
6/5/2015	11:20:00	16.80
6/5/2015	11:30:00	16.93
6/5/2015	11:40:00	17.16
6/5/2015	11:50:00	17.44
6/5/2015	12:00:00	17.74
6/5/2015	12:10:00	18.00
6/5/2015	12:20:00	18.31
6/5/2015	12:30:00	18.48
6/5/2015	12:40:00	18.66
6/5/2015	12:50:00	18.72
6/5/2015	13:00:00	18.50
6/5/2015	13:10:00	18.17
6/5/2015	13:20:00	16.70
6/5/2015	13:30:00	15.95
6/5/2015	13:40:00	16.23
6/5/2015	13:50:00	16.25
6/5/2015	14:00:00	16.09
6/5/2015	14:10:00	15.96
6/5/2015	14:20:00	15.95
6/5/2015	14:30:00	15.93
6/5/2015	14:40:00	15.80
6/5/2015	14:50:00	15.65
6/5/2015	15:00:00	15.52
6/5/2015	15:10:00	15.42
6/5/2015	15:20:00	15.35
6/5/2015	15:30:00	15.35
6/5/2015	15:40:00	15.41
6/5/2015	15:50:00	15.40
6/5/2015	16:00:00	15.56
6/5/2015	16:10:00	15.55
6/5/2015	16:20:00	15.60
6/5/2015	16:30:00	15.66
6/5/2015	16:40:00	15.76
6/5/2015	16:50:00	15.96
6/5/2015	17:00:00	16.03
6/5/2015	17:10:00	16.09
6/5/2015	17:20:00	16.15
6/5/2015	17:30:00	16.22
6/5/2015	17:40:00	16.35
6/5/2015	17:50:00	16.41
6/5/2015	18:00:00	16.57
6/5/2015	18:10:00	16.59
6/5/2015	18:20:00	16.59

6/5/2015	18:30:00	16.61
6/5/2015	18:40:00	16.59
6/5/2015	18:50:00	16.58
6/5/2015	19:00:00	16.57
6/5/2015	19:10:00	16.60
6/5/2015	19:20:00	16.68
6/5/2015	19:30:00	16.79
6/5/2015	19:40:00	16.92
6/5/2015	19:50:00	17.04
6/5/2015	20:00:00	17.15
6/5/2015	20:10:00	17.27
6/5/2015	20:20:00	17.36
6/5/2015	20:30:00	17.46
6/5/2015	20:40:00	17.53
6/5/2015	20:50:00	17.61
6/5/2015	21:00:00	17.68
6/5/2015	21:10:00	17.73
6/5/2015	21:20:00	17.77
6/5/2015	21:30:00	17.80
6/5/2015	21:40:00	17.82
6/5/2015	21:50:00	17.85
6/5/2015	22:00:00	17.86
6/5/2015	22:10:00	17.88
6/5/2015	22:20:00	17.88
6/5/2015	22:30:00	17.88
6/5/2015	22:40:00	17.87
6/5/2015	22:50:00	17.85
6/5/2015	23:00:00	17.84
6/5/2015	23:10:00	17.82
6/5/2015	23:20:00	17.82
6/5/2015	23:30:00	17.79
6/5/2015	23:40:00	17.78
6/5/2015	23:50:00	17.76
6/6/2015	0:00:00	17.73
6/6/2015	0:10:00	17.69
6/6/2015	0:20:00	17.66
6/6/2015	0:30:00	17.65
6/6/2015	0:40:00	17.61
6/6/2015	0:50:00	17.59
6/6/2015	1:00:00	17.57
6/6/2015	1:10:00	17.55
6/6/2015	1:20:00	17.52
6/6/2015	1:30:00	17.49
6/6/2015	1:40:00	17.47
6/6/2015	1:50:00	17.45
6/6/2015	2:00:00	17.45

6/6/2015	2:10:00	17.43
6/6/2015	2:20:00	17.41
6/6/2015	2:30:00	17.39
6/6/2015	2:40:00	17.37
6/6/2015	2:50:00	17.36
6/6/2015	3:00:00	17.33
6/6/2015	3:10:00	17.32
6/6/2015	3:20:00	17.30
6/6/2015	3:30:00	17.28
6/6/2015	3:40:00	17.26
6/6/2015	3:50:00	17.23
6/6/2015	4:00:00	17.22
6/6/2015	4:10:00	17.19
6/6/2015	4:20:00	17.17
6/6/2015	4:30:00	17.14
6/6/2015	4:40:00	17.11
6/6/2015	4:50:00	17.08
6/6/2015	5:00:00	17.04
6/6/2015	5:10:00	17.02
6/6/2015	5:20:00	16.98
6/6/2015	5:30:00	16.95
6/6/2015	5:40:00	16.91
6/6/2015	5:50:00	16.87
6/6/2015	6:00:00	16.83
6/6/2015	6:10:00	16.80
6/6/2015	6:20:00	16.77
6/6/2015	6:30:00	16.74
6/6/2015	6:40:00	16.72
6/6/2015	6:50:00	16.69
6/6/2015	7:00:00	16.68
6/6/2015	7:10:00	16.66
6/6/2015	7:20:00	16.65
6/6/2015	7:30:00	16.63
6/6/2015	7:40:00	16.62
6/6/2015	7:50:00	16.61
6/6/2015	8:00:00	16.59
6/6/2015	8:10:00	16.58
6/6/2015	8:20:00	16.56
6/6/2015	8:30:00	16.55
6/6/2015	8:40:00	16.57
6/6/2015	8:50:00	16.60
6/6/2015	9:00:00	16.61
6/6/2015	9:10:00	16.63
6/6/2015	9:20:00	16.65
6/6/2015	9:30:00	16.70
6/6/2015	9:40:00	16.75

6/6/2015	9:50:00	16.80
6/6/2015	10:00:00	16.88
6/6/2015	10:10:00	16.86
6/6/2015	10:20:00	16.94
6/6/2015	10:30:00	17.01
6/6/2015	10:40:00	17.06
6/6/2015	10:50:00	17.10
6/6/2015	11:00:00	17.20
6/6/2015	11:10:00	17.27
6/6/2015	11:20:00	17.34
6/6/2015	11:30:00	17.39
6/6/2015	11:40:00	17.43
6/6/2015	11:50:00	17.47
6/6/2015	12:00:00	17.52
6/6/2015	12:10:00	17.56
6/6/2015	12:20:00	17.60
6/6/2015	12:30:00	17.64
6/6/2015	12:40:00	17.66
6/6/2015	12:50:00	17.70
6/6/2015	13:00:00	17.80
6/6/2015	13:10:00	17.82
6/6/2015	13:20:00	17.87
6/6/2015	13:30:00	18.00
6/6/2015	13:40:00	18.26
6/6/2015	13:50:00	18.51
6/6/2015	14:00:00	18.77
6/6/2015	14:10:00	19.02
6/6/2015	14:20:00	19.30
6/6/2015	14:30:00	19.54
6/6/2015	14:40:00	19.78
6/6/2015	14:50:00	19.92
6/6/2015	15:00:00	20.25
6/6/2015	15:10:00	20.35
6/6/2015	15:20:00	20.51
6/6/2015	15:30:00	20.60
6/6/2015	15:40:00	20.67
6/6/2015	15:50:00	20.86
6/6/2015	16:00:00	20.98
6/6/2015	16:10:00	21.23
6/6/2015	16:20:00	21.61
6/6/2015	16:30:00	21.86
6/6/2015	16:40:00	21.87
6/6/2015	16:50:00	22.05
6/6/2015	17:00:00	22.15
6/6/2015	17:10:00	22.30
6/6/2015	17:20:00	22.30

6/6/2015	17:30:00	22.42
6/6/2015	17:40:00	22.38
6/6/2015	17:50:00	22.37
6/6/2015	18:00:00	22.35
6/6/2015	18:10:00	22.22
6/6/2015	18:20:00	22.20
6/6/2015	18:30:00	22.16
6/6/2015	18:40:00	22.15
6/6/2015	18:50:00	22.11
6/6/2015	19:00:00	22.02
6/6/2015	19:10:00	21.91
6/6/2015	19:20:00	21.76
6/6/2015	19:30:00	21.64
6/6/2015	19:40:00	21.52
6/6/2015	19:50:00	21.38
6/6/2015	20:00:00	21.23
6/6/2015	20:10:00	21.07
6/6/2015	20:20:00	20.91
6/6/2015	20:30:00	20.73
6/6/2015	20:40:00	20.57
6/6/2015	20:50:00	20.41
6/6/2015	21:00:00	20.25
6/6/2015	21:10:00	20.10
6/6/2015	21:20:00	19.95
6/6/2015	21:30:00	19.79
6/6/2015	21:40:00	19.68
6/6/2015	21:50:00	19.54
6/6/2015	22:00:00	19.41
6/6/2015	22:10:00	19.27
6/6/2015	22:20:00	19.15
6/6/2015	22:30:00	19.02
6/6/2015	22:40:00	18.88
6/6/2015	22:50:00	18.75
6/6/2015	23:00:00	18.62
6/6/2015	23:10:00	18.51
6/6/2015	23:20:00	18.39
6/6/2015	23:30:00	18.27
6/6/2015	23:40:00	18.15
6/6/2015	23:50:00	18.03
6/7/2015	0:00:00	17.93
6/7/2015	0:10:00	17.82
6/7/2015	0:20:00	17.71
6/7/2015	0:30:00	17.62
6/7/2015	0:40:00	17.51
6/7/2015	0:50:00	17.43
6/7/2015	1:00:00	17.32

6/7/2015	1:10:00	17.26
6/7/2015	1:20:00	17.17
6/7/2015	1:30:00	17.09
6/7/2015	1:40:00	17.03
6/7/2015	1:50:00	16.94
6/7/2015	2:00:00	16.87
6/7/2015	2:10:00	16.80
6/7/2015	2:20:00	16.74
6/7/2015	2:30:00	16.68
6/7/2015	2:40:00	16.62
6/7/2015	2:50:00	16.55
6/7/2015	3:00:00	16.49
6/7/2015	3:10:00	16.45
6/7/2015	3:20:00	16.38
6/7/2015	3:30:00	16.33
6/7/2015	3:40:00	16.27
6/7/2015	3:50:00	16.21
6/7/2015	4:00:00	16.15
6/7/2015	4:10:00	16.10
6/7/2015	4:20:00	16.06
6/7/2015	4:30:00	16.00
6/7/2015	4:40:00	15.95
6/7/2015	4:50:00	15.91
6/7/2015	5:00:00	15.86
6/7/2015	5:10:00	15.80
6/7/2015	5:20:00	15.77
6/7/2015	5:30:00	15.73
6/7/2015	5:40:00	15.67
6/7/2015	5:50:00	15.63
6/7/2015	6:00:00	15.60
6/7/2015	6:10:00	15.56
6/7/2015	6:20:00	15.52
6/7/2015	6:30:00	15.50
6/7/2015	6:40:00	15.46
6/7/2015	6:50:00	15.43
6/7/2015	7:00:00	15.41
6/7/2015	7:10:00	15.39
6/7/2015	7:20:00	15.37
6/7/2015	7:30:00	15.36
6/7/2015	7:40:00	15.36
6/7/2015	7:50:00	15.37
6/7/2015	8:00:00	15.39
6/7/2015	8:10:00	15.42
6/7/2015	8:20:00	15.46
6/7/2015	8:30:00	15.51
6/7/2015	8:40:00	15.56

6/7/2015	8:50:00	15.62
6/7/2015	9:00:00	15.72
6/7/2015	9:10:00	15.83
6/7/2015	9:20:00	15.95
6/7/2015	9:30:00	16.11
6/7/2015	9:40:00	16.20
6/7/2015	9:50:00	16.26
6/7/2015	10:00:00	16.45
6/7/2015	10:10:00	16.55
6/7/2015	10:20:00	16.69
6/7/2015	10:30:00	16.85
6/7/2015	10:40:00	17.02
6/7/2015	10:50:00	17.17
6/7/2015	11:00:00	17.38
6/7/2015	11:10:00	17.53
6/7/2015	11:20:00	17.69
6/7/2015	11:30:00	17.86
6/7/2015	11:40:00	18.00
6/7/2015	11:50:00	18.05
6/7/2015	12:00:00	18.13
6/7/2015	12:10:00	18.25
6/7/2015	12:20:00	18.33
6/7/2015	12:30:00	18.43
6/7/2015	12:40:00	18.55
6/7/2015	12:50:00	18.74
6/7/2015	13:00:00	18.90
6/7/2015	13:10:00	19.14
6/7/2015	13:20:00	19.46
6/7/2015	13:30:00	19.58
6/7/2015	13:40:00	19.75
6/7/2015	13:50:00	19.86
6/7/2015	14:00:00	20.19
6/7/2015	14:10:00	20.49
6/7/2015	14:20:00	20.72
6/7/2015	14:30:00	20.79
6/7/2015	14:40:00	21.05
6/7/2015	14:50:00	21.24
6/7/2015	15:00:00	21.27
6/7/2015	15:10:00	21.55
6/7/2015	15:20:00	21.82
6/7/2015	15:30:00	21.92
6/7/2015	15:40:00	22.18
6/7/2015	15:50:00	22.24
6/7/2015	16:00:00	22.48
6/7/2015	16:10:00	22.36
6/7/2015	16:20:00	22.35

6/7/2015	16:30:00	22.58
6/7/2015	16:40:00	22.54
6/7/2015	16:50:00	22.76
6/7/2015	17:00:00	22.82
6/7/2015	17:10:00	22.80
6/7/2015	17:20:00	22.90
6/7/2015	17:30:00	22.88
6/7/2015	17:40:00	22.94
6/7/2015	17:50:00	22.98
6/7/2015	18:00:00	22.95
6/7/2015	18:10:00	23.01
6/7/2015	18:20:00	23.01
6/7/2015	18:30:00	23.04
6/7/2015	18:40:00	23.06
6/7/2015	18:50:00	23.04
6/7/2015	19:00:00	22.93
6/7/2015	19:10:00	22.86
6/7/2015	19:20:00	22.77
6/7/2015	19:30:00	22.67
6/7/2015	19:40:00	22.58
6/7/2015	19:50:00	22.46
6/7/2015	20:00:00	22.34
6/7/2015	20:10:00	22.21
6/7/2015	20:20:00	22.06
6/7/2015	20:30:00	21.91
6/7/2015	20:40:00	21.76
6/7/2015	20:50:00	21.61
6/7/2015	21:00:00	21.46
6/7/2015	21:10:00	21.33
6/7/2015	21:20:00	21.20
6/7/2015	21:30:00	21.07
6/7/2015	21:40:00	20.95
6/7/2015	21:50:00	20.83
6/7/2015	22:00:00	20.71
6/7/2015	22:10:00	20.60
6/7/2015	22:20:00	20.48
6/7/2015	22:30:00	20.36
6/7/2015	22:40:00	20.24
6/7/2015	22:50:00	20.13
6/7/2015	23:00:00	20.01
6/7/2015	23:10:00	19.90
6/7/2015	23:20:00	19.80
6/7/2015	23:30:00	19.70
6/7/2015	23:40:00	19.59
6/7/2015	23:50:00	19.49
6/8/2015	0:00:00	19.39

6/8/2015	0:10:00	19.30
6/8/2015	0:20:00	19.21
6/8/2015	0:30:00	19.12
6/8/2015	0:40:00	19.04
6/8/2015	0:50:00	18.97
6/8/2015	1:00:00	18.89
6/8/2015	1:10:00	18.82
6/8/2015	1:20:00	18.76
6/8/2015	1:30:00	18.69
6/8/2015	1:40:00	18.63
6/8/2015	1:50:00	18.57
6/8/2015	2:00:00	18.52
6/8/2015	2:10:00	18.48
6/8/2015	2:20:00	18.43
6/8/2015	2:30:00	18.38
6/8/2015	2:40:00	18.33
6/8/2015	2:50:00	18.29
6/8/2015	3:00:00	18.25
6/8/2015	3:10:00	18.20
6/8/2015	3:20:00	18.17
6/8/2015	3:30:00	18.13
6/8/2015	3:40:00	18.10
6/8/2015	3:50:00	18.07
6/8/2015	4:00:00	18.04
6/8/2015	4:10:00	18.02
6/8/2015	4:20:00	17.99
6/8/2015	4:30:00	17.96
6/8/2015	4:40:00	17.93
6/8/2015	4:50:00	17.90
6/8/2015	5:00:00	17.87
6/8/2015	5:10:00	17.84
6/8/2015	5:20:00	17.81
6/8/2015	5:30:00	17.79
6/8/2015	5:40:00	17.76
6/8/2015	5:50:00	17.74
6/8/2015	6:00:00	17.71
6/8/2015	6:10:00	17.69
6/8/2015	6:20:00	17.67
6/8/2015	6:30:00	17.66
6/8/2015	6:40:00	17.65
6/8/2015	6:50:00	17.63
6/8/2015	7:00:00	17.63
6/8/2015	7:10:00	17.63
6/8/2015	7:20:00	17.62
6/8/2015	7:30:00	17.62
6/8/2015	7:40:00	17.63

6/8/2015	7:50:00	17.63
6/8/2015	8:00:00	17.63
6/8/2015	8:10:00	17.64
6/8/2015	8:20:00	17.67
6/8/2015	8:30:00	17.75
6/8/2015	8:40:00	17.86
6/8/2015	8:50:00	17.95
6/8/2015	9:00:00	18.07
6/8/2015	9:10:00	18.19
6/8/2015	9:20:00	18.31
6/8/2015	9:30:00	18.45
6/8/2015	9:40:00	18.57
6/8/2015	9:50:00	18.69
6/8/2015	10:00:00	18.83
6/8/2015	10:10:00	18.98
6/8/2015	10:20:00	19.13
6/8/2015	10:30:00	19.30
6/8/2015	10:40:00	19.42
6/8/2015	10:50:00	19.56
6/8/2015	11:00:00	19.55
6/8/2015	11:10:00	19.64
6/8/2015	11:20:00	19.72
6/8/2015	11:30:00	19.93
6/8/2015	11:40:00	20.11
6/8/2015	11:50:00	20.21
6/8/2015	12:00:00	20.25
6/8/2015	12:10:00	20.39
6/8/2015	12:20:00	20.51
6/8/2015	12:30:00	20.73
6/8/2015	12:40:00	20.79
6/8/2015	12:50:00	20.57
6/8/2015	13:00:00	20.71
6/8/2015	13:10:00	20.50
6/8/2015	13:20:00	19.67
6/8/2015	13:30:00	17.63
6/8/2015	13:40:00	16.82
6/8/2015	13:50:00	16.49
6/8/2015	14:00:00	16.17
6/8/2015	14:10:00	15.99
6/8/2015	14:20:00	15.95
6/8/2015	14:30:00	15.86
6/8/2015	14:40:00	15.74
6/8/2015	14:50:00	15.61
6/8/2015	15:00:00	15.54
6/8/2015	15:10:00	15.39
6/8/2015	15:20:00	15.24

6/8/2015	15:30:00	15.13
6/8/2015	15:40:00	15.10
6/8/2015	15:50:00	15.06
6/8/2015	16:00:00	15.07
6/8/2015	16:10:00	15.11
6/8/2015	16:20:00	15.13
6/8/2015	16:30:00	15.14
6/8/2015	16:40:00	15.17
6/8/2015	16:50:00	15.31
6/8/2015	17:00:00	15.47
6/8/2015	17:10:00	15.57
6/8/2015	17:20:00	15.75
6/8/2015	17:30:00	15.86
6/8/2015	17:40:00	15.95
6/8/2015	17:50:00	16.02
6/8/2015	18:00:00	16.08
6/8/2015	18:10:00	16.17
6/8/2015	18:20:00	16.31
6/8/2015	18:30:00	16.46
6/8/2015	18:40:00	16.63
6/8/2015	18:50:00	16.68
6/8/2015	19:00:00	16.71
6/8/2015	19:10:00	16.74
6/8/2015	19:20:00	16.72
6/8/2015	19:30:00	16.75
6/8/2015	19:40:00	16.79
6/8/2015	19:50:00	16.86
6/8/2015	20:00:00	16.94
6/8/2015	20:10:00	17.06
6/8/2015	20:20:00	17.19
6/8/2015	20:30:00	17.32
6/8/2015	20:40:00	17.44
6/8/2015	20:50:00	17.54
6/8/2015	21:00:00	17.64
6/8/2015	21:10:00	17.75
6/8/2015	21:20:00	17.84
6/8/2015	21:30:00	17.95
6/8/2015	21:40:00	18.04
6/8/2015	21:50:00	18.12
6/8/2015	22:00:00	18.19
6/8/2015	22:10:00	18.26
6/8/2015	22:20:00	18.32
6/8/2015	22:30:00	18.37
6/8/2015	22:40:00	18.42
6/8/2015	22:50:00	18.45
6/8/2015	23:00:00	18.47

6/8/2015	23:10:00	18.50
6/8/2015	23:20:00	18.52
6/8/2015	23:30:00	18.52
6/8/2015	23:40:00	18.53
6/8/2015	23:50:00	18.52
6/9/2015	0:00:00	18.52
6/9/2015	0:10:00	18.53
6/9/2015	0:20:00	18.53
6/9/2015	0:30:00	18.53
6/9/2015	0:40:00	18.51
6/9/2015	0:50:00	18.50
6/9/2015	1:00:00	18.50
6/9/2015	1:10:00	18.50
6/9/2015	1:20:00	18.49
6/9/2015	1:30:00	18.48
6/9/2015	1:40:00	18.47
6/9/2015	1:50:00	18.46
6/9/2015	2:00:00	18.45
6/9/2015	2:10:00	18.43
6/9/2015	2:20:00	18.43
6/9/2015	2:30:00	18.42
6/9/2015	2:40:00	18.40
6/9/2015	2:50:00	18.39
6/9/2015	3:00:00	18.38
6/9/2015	3:10:00	18.37
6/9/2015	3:20:00	18.37
6/9/2015	3:30:00	18.36
6/9/2015	3:40:00	18.34
6/9/2015	3:50:00	18.32
6/9/2015	4:00:00	18.31
6/9/2015	4:10:00	18.29
6/9/2015	4:20:00	18.28
6/9/2015	4:30:00	18.27
6/9/2015	4:40:00	18.23
6/9/2015	4:50:00	18.20
6/9/2015	5:00:00	18.17
6/9/2015	5:10:00	18.12
6/9/2015	5:20:00	18.09
6/9/2015	5:30:00	18.07
6/9/2015	5:40:00	18.05
6/9/2015	5:50:00	18.02
6/9/2015	6:00:00	17.99
6/9/2015	6:10:00	17.97
6/9/2015	6:20:00	17.95
6/9/2015	6:30:00	17.93
6/9/2015	6:40:00	17.92

6/9/2015	6:50:00	17.90
6/9/2015	7:00:00	17.89
6/9/2015	7:10:00	17.88
6/9/2015	7:20:00	17.88
6/9/2015	7:30:00	17.86
6/9/2015	7:40:00	17.86
6/9/2015	7:50:00	17.86
6/9/2015	8:00:00	17.87
6/9/2015	8:10:00	17.88
6/9/2015	8:20:00	17.88
6/9/2015	8:30:00	17.92
6/9/2015	8:40:00	17.95
6/9/2015	8:50:00	17.96
6/9/2015	9:00:00	18.05
6/9/2015	9:10:00	18.10
6/9/2015	9:20:00	18.21
6/9/2015	9:30:00	18.28
6/9/2015	9:40:00	18.30
6/9/2015	9:50:00	18.34
6/9/2015	10:00:00	18.43
6/9/2015	10:10:00	18.49
6/9/2015	10:20:00	18.57
6/9/2015	10:30:00	18.62
6/9/2015	10:40:00	18.62
6/9/2015	10:50:00	18.65
6/9/2015	11:00:00	18.67
6/9/2015	11:10:00	18.75
6/9/2015	11:20:00	18.82
6/9/2015	11:30:00	18.92
6/9/2015	11:40:00	19.06
6/9/2015	11:50:00	19.21
6/9/2015	12:00:00	19.41
6/9/2015	12:10:00	19.54
6/9/2015	12:20:00	19.74
6/9/2015	12:30:00	19.95
6/9/2015	12:40:00	20.14
6/9/2015	12:50:00	20.31
6/9/2015	13:00:00	20.46
6/9/2015	13:10:00	20.64
6/9/2015	13:20:00	20.84
6/9/2015	13:30:00	21.04
6/9/2015	13:40:00	21.19
6/9/2015	13:50:00	21.31
6/9/2015	14:00:00	21.44
6/9/2015	14:10:00	21.55
6/9/2015	14:20:00	21.62

6/9/2015	14:30:00	21.73
6/9/2015	14:40:00	21.76
6/9/2015	14:50:00	21.86
6/9/2015	15:00:00	21.91
6/9/2015	15:10:00	21.85
6/9/2015	15:20:00	21.87
6/9/2015	15:30:00	21.82
6/9/2015	15:40:00	21.78
6/9/2015	15:50:00	21.78
6/9/2015	16:00:00	21.75
6/9/2015	16:10:00	21.75
6/9/2015	16:20:00	21.75
6/9/2015	16:30:00	21.75
6/9/2015	16:40:00	21.77
6/9/2015	16:50:00	21.81
6/9/2015	17:00:00	21.80
6/9/2015	17:10:00	21.83
6/9/2015	17:20:00	21.82
6/9/2015	17:30:00	21.83
6/9/2015	17:40:00	21.83
6/9/2015	17:50:00	21.79
6/9/2015	18:00:00	21.78
6/9/2015	18:10:00	21.75
6/9/2015	18:20:00	21.71
6/9/2015	18:30:00	21.67
6/9/2015	18:40:00	21.63
6/9/2015	18:50:00	21.58
6/9/2015	19:00:00	21.50
6/9/2015	19:10:00	21.43
6/9/2015	19:20:00	21.36
6/9/2015	19:30:00	21.28
6/9/2015	19:40:00	21.20
6/9/2015	19:50:00	21.11
6/9/2015	20:00:00	21.00
6/9/2015	20:10:00	20.88
6/9/2015	20:20:00	20.78
6/9/2015	20:30:00	20.68
6/9/2015	20:40:00	20.56
6/9/2015	20:50:00	20.45
6/9/2015	21:00:00	20.35
6/9/2015	21:10:00	20.24
6/9/2015	21:20:00	20.14
6/9/2015	21:30:00	20.03
6/9/2015	21:40:00	19.93
6/9/2015	21:50:00	19.81
6/9/2015	22:00:00	19.71

6/9/2015	22:10:00	19.60
6/9/2015	22:20:00	19.50
6/9/2015	22:30:00	19.40
6/9/2015	22:40:00	19.32
6/9/2015	22:50:00	19.22
6/9/2015	23:00:00	19.14
6/9/2015	23:10:00	19.05
6/9/2015	23:20:00	18.97
6/9/2015	23:30:00	18.89
6/9/2015	23:40:00	18.81
6/9/2015	23:50:00	18.73
6/10/2015	0:00:00	18.67
6/10/2015	0:10:00	18.60
6/10/2015	0:20:00	18.53
6/10/2015	0:30:00	18.46
6/10/2015	0:40:00	18.39
6/10/2015	0:50:00	18.34
6/10/2015	1:00:00	18.27
6/10/2015	1:10:00	18.21
6/10/2015	1:20:00	18.15
6/10/2015	1:30:00	18.09
6/10/2015	1:40:00	18.02
6/10/2015	1:50:00	17.97
6/10/2015	2:00:00	17.92
6/10/2015	2:10:00	17.86
6/10/2015	2:20:00	17.82
6/10/2015	2:30:00	17.77
6/10/2015	2:40:00	17.72
6/10/2015	2:50:00	17.66
6/10/2015	3:00:00	17.62
6/10/2015	3:10:00	17.56
6/10/2015	3:20:00	17.49
6/10/2015	3:30:00	17.44
6/10/2015	3:40:00	17.38
6/10/2015	3:50:00	17.33
6/10/2015	4:00:00	17.29
6/10/2015	4:10:00	17.24
6/10/2015	4:20:00	17.19
6/10/2015	4:30:00	17.15
6/10/2015	4:40:00	17.11
6/10/2015	4:50:00	17.06
6/10/2015	5:00:00	17.01
6/10/2015	5:10:00	16.96
6/10/2015	5:20:00	16.90
6/10/2015	5:30:00	16.86
6/10/2015	5:40:00	16.81

6/10/2015	5:50:00	16.75
6/10/2015	6:00:00	16.72
6/10/2015	6:10:00	16.68
6/10/2015	6:20:00	16.65
6/10/2015	6:30:00	16.62
6/10/2015	6:40:00	16.58
6/10/2015	6:50:00	16.56
6/10/2015	7:00:00	16.53
6/10/2015	7:10:00	16.49
6/10/2015	7:20:00	16.48
6/10/2015	7:30:00	16.46
6/10/2015	7:40:00	16.45
6/10/2015	7:50:00	16.46
6/10/2015	8:00:00	16.48
6/10/2015	8:10:00	16.48
6/10/2015	8:20:00	16.51
6/10/2015	8:30:00	16.54
6/10/2015	8:40:00	16.58
6/10/2015	8:50:00	16.65
6/10/2015	9:00:00	16.74
6/10/2015	9:10:00	16.82
6/10/2015	9:20:00	16.91
6/10/2015	9:30:00	17.02
6/10/2015	9:40:00	17.12
6/10/2015	9:50:00	17.21
6/10/2015	10:00:00	17.33
6/10/2015	10:10:00	17.46
6/10/2015	10:20:00	17.58
6/10/2015	10:30:00	17.70
6/10/2015	10:40:00	17.83
6/10/2015	10:50:00	17.97
6/10/2015	11:00:00	18.10
6/10/2015	11:10:00	18.27
6/10/2015	11:20:00	18.45
6/10/2015	11:30:00	18.63
6/10/2015	11:40:00	18.82
6/10/2015	11:50:00	19.05
6/10/2015	12:00:00	19.29
6/10/2015	12:10:00	19.52
6/10/2015	12:20:00	19.73
6/10/2015	12:30:00	19.96
6/10/2015	12:40:00	20.19
6/10/2015	12:50:00	20.43
6/10/2015	13:00:00	20.66
6/10/2015	13:10:00	20.86
6/10/2015	13:20:00	21.09

6/10/2015	13:30:00	21.34
6/10/2015	13:40:00	21.60
6/10/2015	13:50:00	21.88
6/10/2015	14:00:00	22.11
6/10/2015	14:10:00	22.43
6/10/2015	14:20:00	22.66
6/10/2015	14:30:00	22.89
6/10/2015	14:40:00	23.18
6/10/2015	14:50:00	23.36
6/10/2015	15:00:00	23.56
6/10/2015	15:10:00	23.83
6/10/2015	15:20:00	23.97
6/10/2015	15:30:00	24.16
6/10/2015	15:40:00	24.32
6/10/2015	15:50:00	24.48
6/10/2015	16:00:00	24.69
6/10/2015	16:10:00	24.83
6/10/2015	16:20:00	24.98
6/10/2015	16:30:00	25.07
6/10/2015	16:40:00	25.05
6/10/2015	16:50:00	25.00
6/10/2015	17:00:00	24.69
6/10/2015	17:10:00	23.94
6/10/2015	17:20:00	22.82
6/10/2015	17:30:00	20.80
6/10/2015	17:40:00	19.54
6/10/2015	17:50:00	19.08
6/10/2015	18:00:00	18.85
6/10/2015	18:10:00	18.72
6/10/2015	18:20:00	18.63
6/10/2015	18:30:00	18.55
6/10/2015	18:40:00	18.54
6/10/2015	18:50:00	18.45
6/10/2015	19:00:00	18.45
6/10/2015	19:10:00	18.42
6/10/2015	19:20:00	18.31
6/10/2015	19:30:00	18.22
6/10/2015	19:40:00	18.16
6/10/2015	19:50:00	18.09
6/10/2015	20:00:00	17.99
6/10/2015	20:10:00	17.89
6/10/2015	20:20:00	17.81
6/10/2015	20:30:00	17.71
6/10/2015	20:40:00	17.61
6/10/2015	20:50:00	17.50
6/10/2015	21:00:00	17.41

6/10/2015	21:10:00	17.34
6/10/2015	21:20:00	17.28
6/10/2015	21:30:00	17.26
6/10/2015	21:40:00	17.28
6/10/2015	21:50:00	17.36
6/10/2015	22:00:00	17.46
6/10/2015	22:10:00	17.59
6/10/2015	22:20:00	17.71
6/10/2015	22:30:00	17.87
6/10/2015	22:40:00	18.00
6/10/2015	22:50:00	18.11
6/10/2015	23:00:00	18.24
6/10/2015	23:10:00	18.34
6/10/2015	23:20:00	18.42
6/10/2015	23:30:00	18.49
6/10/2015	23:40:00	18.55
6/10/2015	23:50:00	18.60
6/11/2015	0:00:00	18.64
6/11/2015	0:10:00	18.66
6/11/2015	0:20:00	18.68
6/11/2015	0:30:00	18.69
6/11/2015	0:40:00	18.71
6/11/2015	0:50:00	18.69
6/11/2015	1:00:00	18.69
6/11/2015	1:10:00	18.68
6/11/2015	1:20:00	18.67
6/11/2015	1:30:00	18.64
6/11/2015	1:40:00	18.62
6/11/2015	1:50:00	18.59
6/11/2015	2:00:00	18.56
6/11/2015	2:10:00	18.54
6/11/2015	2:20:00	18.51
6/11/2015	2:30:00	18.48
6/11/2015	2:40:00	18.46
6/11/2015	2:50:00	18.42
6/11/2015	3:00:00	18.39
6/11/2015	3:10:00	18.36
6/11/2015	3:20:00	18.33
6/11/2015	3:30:00	18.30
6/11/2015	3:40:00	18.27
6/11/2015	3:50:00	18.24
6/11/2015	4:00:00	18.21
6/11/2015	4:10:00	18.19
6/11/2015	4:20:00	18.16
6/11/2015	4:30:00	18.12
6/11/2015	4:40:00	18.09

6/11/2015	4:50:00	18.06
6/11/2015	5:00:00	18.02
6/11/2015	5:10:00	18.00
6/11/2015	5:20:00	17.97
6/11/2015	5:30:00	17.95
6/11/2015	5:40:00	17.93
6/11/2015	5:50:00	17.90
6/11/2015	6:00:00	17.87
6/11/2015	6:10:00	17.85
6/11/2015	6:20:00	17.84
6/11/2015	6:30:00	17.82
6/11/2015	6:40:00	17.79
6/11/2015	6:50:00	17.78
6/11/2015	7:00:00	17.76
6/11/2015	7:10:00	17.75
6/11/2015	7:20:00	17.75
6/11/2015	7:30:00	17.76
6/11/2015	7:40:00	17.78
6/11/2015	7:50:00	17.80
6/11/2015	8:00:00	17.82
6/11/2015	8:10:00	17.84
6/11/2015	8:20:00	17.87
6/11/2015	8:30:00	17.90
6/11/2015	8:40:00	17.95
6/11/2015	8:50:00	18.02
6/11/2015	9:00:00	18.11
6/11/2015	9:10:00	18.18
6/11/2015	9:20:00	18.27
6/11/2015	9:30:00	18.36
6/11/2015	9:40:00	18.49
6/11/2015	9:50:00	18.65
6/11/2015	10:00:00	18.80
6/11/2015	10:10:00	18.92
6/11/2015	10:20:00	19.07
6/11/2015	10:30:00	19.21
6/11/2015	10:40:00	19.38
6/11/2015	10:50:00	19.57
6/11/2015	11:00:00	19.76
6/11/2015	11:10:00	19.97
6/11/2015	11:20:00	20.15
6/11/2015	11:30:00	20.36
6/11/2015	11:40:00	20.58
6/11/2015	11:50:00	20.75
6/11/2015	12:00:00	20.97
6/11/2015	12:10:00	21.16
6/11/2015	12:20:00	21.39

6/11/2015	12:30:00	21.64
6/11/2015	12:40:00	21.91
6/11/2015	12:50:00	22.18
6/11/2015	13:00:00	22.41
6/11/2015	13:10:00	22.64
6/11/2015	13:20:00	22.92
6/11/2015	13:30:00	23.16
6/11/2015	13:40:00	23.42
6/11/2015	13:50:00	23.67
6/11/2015	14:00:00	23.96
6/11/2015	14:10:00	24.26
6/11/2015	14:20:00	24.18
6/11/2015	14:30:00	24.47
6/11/2015	14:40:00	24.26
6/11/2015	14:50:00	23.31
6/11/2015	15:00:00	20.59
6/11/2015	15:10:00	19.26
6/11/2015	15:20:00	18.72
6/11/2015	15:30:00	18.25
6/11/2015	15:40:00	17.93
6/11/2015	15:50:00	17.72
6/11/2015	16:00:00	17.58
6/11/2015	16:10:00	17.52
6/11/2015	16:20:00	17.57
6/11/2015	16:30:00	17.64
6/11/2015	16:40:00	17.79
6/11/2015	16:50:00	17.96
6/11/2015	17:00:00	18.12
6/11/2015	17:10:00	18.33
6/11/2015	17:20:00	18.47
6/11/2015	17:30:00	18.66
6/11/2015	17:40:00	18.81
6/11/2015	17:50:00	18.97
6/11/2015	18:00:00	19.15
6/11/2015	18:10:00	19.23
6/11/2015	18:20:00	19.36
6/11/2015	18:30:00	19.44
6/11/2015	18:40:00	19.53
6/11/2015	18:50:00	19.60
6/11/2015	19:00:00	19.64
6/11/2015	19:10:00	19.65
6/11/2015	19:20:00	19.64
6/11/2015	19:30:00	19.61
6/11/2015	19:40:00	19.57
6/11/2015	19:50:00	19.52
6/11/2015	20:00:00	19.48

6/11/2015	20:10:00	19.40
6/11/2015	20:20:00	19.33
6/11/2015	20:30:00	19.27
6/11/2015	20:40:00	19.20
6/11/2015	20:50:00	19.15
6/11/2015	21:00:00	19.14
6/11/2015	21:10:00	19.14
6/11/2015	21:20:00	19.18
6/11/2015	21:30:00	19.24
6/11/2015	21:40:00	19.30
6/11/2015	21:50:00	19.40
6/11/2015	22:00:00	19.50
6/11/2015	22:10:00	19.61
6/11/2015	22:20:00	19.71
6/11/2015	22:30:00	19.78
6/11/2015	22:40:00	19.88
6/11/2015	22:50:00	19.96
6/11/2015	23:00:00	20.02
6/11/2015	23:10:00	20.07
6/11/2015	23:20:00	20.12
6/11/2015	23:30:00	20.14
6/11/2015	23:40:00	20.16
6/11/2015	23:50:00	20.18
6/12/2015	0:00:00	20.18
6/12/2015	0:10:00	20.18
6/12/2015	0:20:00	20.15
6/12/2015	0:30:00	20.16
6/12/2015	0:40:00	20.13
6/12/2015	0:50:00	20.11
6/12/2015	1:00:00	20.08
6/12/2015	1:10:00	20.06
6/12/2015	1:20:00	20.02
6/12/2015	1:30:00	20.00
6/12/2015	1:40:00	19.96
6/12/2015	1:50:00	19.92
6/12/2015	2:00:00	19.87
6/12/2015	2:10:00	19.83
6/12/2015	2:20:00	19.78
6/12/2015	2:30:00	19.75
6/12/2015	2:40:00	19.70
6/12/2015	2:50:00	19.65
6/12/2015	3:00:00	19.62
6/12/2015	3:10:00	19.57
6/12/2015	3:20:00	19.54
6/12/2015	3:30:00	19.50
6/12/2015	3:40:00	19.46

6/12/2015	3:50:00	19.43
6/12/2015	4:00:00	19.38
6/12/2015	4:10:00	19.35
6/12/2015	4:20:00	19.32
6/12/2015	4:30:00	19.29
6/12/2015	4:40:00	19.24
6/12/2015	4:50:00	19.23
6/12/2015	5:00:00	19.18
6/12/2015	5:10:00	19.16
6/12/2015	5:20:00	19.12
6/12/2015	5:30:00	19.09
6/12/2015	5:40:00	19.04
6/12/2015	5:50:00	19.00
6/12/2015	6:00:00	18.98
6/12/2015	6:10:00	18.95
6/12/2015	6:20:00	18.92
6/12/2015	6:30:00	18.89
6/12/2015	6:40:00	18.87
6/12/2015	6:50:00	18.84
6/12/2015	7:00:00	18.81
6/12/2015	7:10:00	18.79
6/12/2015	7:20:00	18.78
6/12/2015	7:30:00	18.77
6/12/2015	7:40:00	18.77
6/12/2015	7:50:00	18.78
6/12/2015	8:00:00	18.78
6/12/2015	8:10:00	18.81
6/12/2015	8:20:00	18.83
6/12/2015	8:30:00	18.87
6/12/2015	8:40:00	18.91
6/12/2015	8:50:00	18.99
6/12/2015	9:00:00	19.09
6/12/2015	9:10:00	19.22
6/12/2015	9:20:00	19.35
6/12/2015	9:30:00	19.47
6/12/2015	9:40:00	19.60
6/12/2015	9:50:00	19.75
6/12/2015	10:00:00	19.90
6/12/2015	10:10:00	20.04
6/12/2015	10:20:00	20.21
6/12/2015	10:30:00	20.37
6/12/2015	10:40:00	20.55
6/12/2015	10:50:00	20.73
6/12/2015	11:00:00	20.90
6/12/2015	11:10:00	21.06
6/12/2015	11:20:00	21.25

6/12/2015	11:30:00	21.44
6/12/2015	11:40:00	21.62
6/12/2015	11:50:00	21.83
6/12/2015	12:00:00	22.05
6/12/2015	12:10:00	22.27
6/12/2015	12:20:00	22.49
6/12/2015	12:30:00	22.64
6/12/2015	12:40:00	22.77
6/12/2015	12:50:00	22.54
6/12/2015	13:00:00	22.78
6/12/2015	13:10:00	22.72
6/12/2015	13:20:00	22.02
6/12/2015	13:30:00	19.49
6/12/2015	13:40:00	18.43
6/12/2015	13:50:00	17.89
6/12/2015	14:00:00	17.52
6/12/2015	14:10:00	17.29
6/12/2015	14:20:00	17.03
6/12/2015	14:30:00	16.84
6/12/2015	14:40:00	16.79
6/12/2015	14:50:00	16.80
6/12/2015	15:00:00	16.81
6/12/2015	15:10:00	16.82
6/12/2015	15:20:00	16.84
6/12/2015	15:30:00	16.84
6/12/2015	15:40:00	16.94
6/12/2015	15:50:00	17.09
6/12/2015	16:00:00	17.26
6/12/2015	16:10:00	17.39
6/12/2015	16:20:00	17.42
6/12/2015	16:30:00	17.72
6/12/2015	16:40:00	17.88
6/12/2015	16:50:00	18.13
6/12/2015	17:00:00	18.31
6/12/2015	17:10:00	18.53
6/12/2015	17:20:00	18.69
6/12/2015	17:30:00	18.83
6/12/2015	17:40:00	19.12
6/12/2015	17:50:00	19.27
6/12/2015	18:00:00	19.41
6/12/2015	18:10:00	19.51
6/12/2015	18:20:00	19.59
6/12/2015	18:30:00	19.69
6/12/2015	18:40:00	19.78
6/12/2015	18:50:00	19.83
6/12/2015	19:00:00	19.86

6/12/2015	19:10:00	19.88
6/12/2015	19:20:00	19.87
6/12/2015	19:30:00	19.84
6/12/2015	19:40:00	19.82
6/12/2015	19:50:00	19.80
6/12/2015	20:00:00	19.78
6/12/2015	20:10:00	19.74
6/12/2015	20:20:00	19.69
6/12/2015	20:30:00	19.65
6/12/2015	20:40:00	19.62
6/12/2015	20:50:00	19.62
6/12/2015	21:00:00	19.76
6/12/2015	21:10:00	19.70
6/12/2015	21:20:00	19.75
6/12/2015	21:30:00	19.82
6/12/2015	21:40:00	19.90
6/12/2015	21:50:00	19.98
6/12/2015	22:00:00	20.08
6/12/2015	22:10:00	20.15
6/12/2015	22:20:00	20.23
6/12/2015	22:30:00	20.29
6/12/2015	22:40:00	20.37
6/12/2015	22:50:00	20.40
6/12/2015	23:00:00	20.47
6/12/2015	23:10:00	20.50
6/12/2015	23:20:00	20.52
6/12/2015	23:30:00	20.55
6/12/2015	23:40:00	20.55
6/12/2015	23:50:00	20.59
6/13/2015	0:00:00	20.58
6/13/2015	0:10:00	20.56
6/13/2015	0:20:00	20.54
6/13/2015	0:30:00	20.54
6/13/2015	0:40:00	20.52
6/13/2015	0:50:00	20.51
6/13/2015	1:00:00	20.49
6/13/2015	1:10:00	20.46
6/13/2015	1:20:00	20.43
6/13/2015	1:30:00	20.40
6/13/2015	1:40:00	20.37
6/13/2015	1:50:00	20.35
6/13/2015	2:00:00	20.33
6/13/2015	2:10:00	20.30
6/13/2015	2:20:00	20.26
6/13/2015	2:30:00	20.22
6/13/2015	2:40:00	20.20

6/13/2015	2:50:00	20.16
6/13/2015	3:00:00	20.12
6/13/2015	3:10:00	20.11
6/13/2015	3:20:00	20.08
6/13/2015	3:30:00	20.05
6/13/2015	3:40:00	20.03
6/13/2015	3:50:00	20.00
6/13/2015	4:00:00	19.97
6/13/2015	4:10:00	19.95
6/13/2015	4:20:00	19.92
6/13/2015	4:30:00	19.89
6/13/2015	4:40:00	19.87
6/13/2015	4:50:00	19.85
6/13/2015	5:00:00	19.84
6/13/2015	5:10:00	19.83
6/13/2015	5:20:00	19.82
6/13/2015	5:30:00	19.81
6/13/2015	5:40:00	19.80
6/13/2015	5:50:00	19.79
6/13/2015	6:00:00	19.77
6/13/2015	6:10:00	19.76
6/13/2015	6:20:00	19.76
6/13/2015	6:30:00	19.75
6/13/2015	6:40:00	19.75
6/13/2015	6:50:00	19.75
6/13/2015	7:00:00	19.75
6/13/2015	7:10:00	19.75
6/13/2015	7:20:00	19.75
6/13/2015	7:30:00	19.74
6/13/2015	7:40:00	19.75
6/13/2015	7:50:00	19.76
6/13/2015	8:00:00	19.81
6/13/2015	8:10:00	19.85
6/13/2015	8:20:00	19.90
6/13/2015	8:30:00	19.95
6/13/2015	8:40:00	19.98
6/13/2015	8:50:00	20.04
6/13/2015	9:00:00	20.15
6/13/2015	9:10:00	20.22
6/13/2015	9:20:00	20.26
6/13/2015	9:30:00	20.28
6/13/2015	9:40:00	20.35
6/13/2015	9:50:00	20.40
6/13/2015	10:00:00	20.43
6/13/2015	10:10:00	20.53
6/13/2015	10:20:00	20.61

6/13/2015	10:30:00	20.67
6/13/2015	10:40:00	20.73
6/13/2015	10:50:00	20.73
6/13/2015	11:00:00	20.72
6/13/2015	11:10:00	20.73
6/13/2015	11:20:00	20.74
6/13/2015	11:30:00	20.78
6/13/2015	11:40:00	20.83
6/13/2015	11:50:00	20.94
6/13/2015	12:00:00	20.96
6/13/2015	12:10:00	20.96
6/13/2015	12:20:00	20.96
6/13/2015	12:30:00	20.93
6/13/2015	12:40:00	20.93
6/13/2015	12:50:00	20.97
6/13/2015	13:00:00	20.99
6/13/2015	13:10:00	21.08
6/13/2015	13:20:00	21.13
6/13/2015	13:30:00	21.25
6/13/2015	13:40:00	21.44
6/13/2015	13:50:00	21.56
6/13/2015	14:00:00	21.75
6/13/2015	14:10:00	21.99
6/13/2015	14:20:00	22.10
6/13/2015	14:30:00	22.39
6/13/2015	14:40:00	22.46
6/13/2015	14:50:00	22.65
6/13/2015	15:00:00	22.85
6/13/2015	15:10:00	22.91
6/13/2015	15:20:00	22.90
6/13/2015	15:30:00	23.02
6/13/2015	15:40:00	23.19
6/13/2015	15:50:00	23.40
6/13/2015	16:00:00	23.34
6/13/2015	16:10:00	23.34
6/13/2015	16:20:00	23.36
6/13/2015	16:30:00	23.34
6/13/2015	16:40:00	23.58
6/13/2015	16:50:00	23.64
6/13/2015	17:00:00	23.81
6/13/2015	17:10:00	24.00
6/13/2015	17:20:00	24.22
6/13/2015	17:30:00	24.31
6/13/2015	17:40:00	24.32
6/13/2015	17:50:00	24.31
6/13/2015	18:00:00	24.27

6/13/2015	18:10:00	24.24
6/13/2015	18:20:00	24.25
6/13/2015	18:30:00	24.23
6/13/2015	18:40:00	24.20
6/13/2015	18:50:00	24.17
6/13/2015	19:00:00	24.12
6/13/2015	19:10:00	24.06
6/13/2015	19:20:00	23.95
6/13/2015	19:30:00	23.84
6/13/2015	19:40:00	23.76
6/13/2015	19:50:00	23.70
6/13/2015	20:00:00	23.62
6/13/2015	20:10:00	23.55
6/13/2015	20:20:00	23.46
6/13/2015	20:30:00	23.36
6/13/2015	20:40:00	23.26
6/13/2015	20:50:00	23.16
6/13/2015	21:00:00	23.07
6/13/2015	21:10:00	22.96
6/13/2015	21:20:00	22.85
6/13/2015	21:30:00	22.75
6/13/2015	21:40:00	22.64
6/13/2015	21:50:00	22.54
6/13/2015	22:00:00	22.43
6/13/2015	22:10:00	22.33
6/13/2015	22:20:00	22.22
6/13/2015	22:30:00	22.11
6/13/2015	22:40:00	22.00
6/13/2015	22:50:00	21.90
6/13/2015	23:00:00	21.79
6/13/2015	23:10:00	21.69
6/13/2015	23:20:00	21.59
6/13/2015	23:30:00	21.51
6/13/2015	23:40:00	21.42
6/13/2015	23:50:00	21.34
6/14/2015	0:00:00	21.28
6/14/2015	0:10:00	21.23
6/14/2015	0:20:00	21.17
6/14/2015	0:30:00	21.14
6/14/2015	0:40:00	21.09
6/14/2015	0:50:00	21.06
6/14/2015	1:00:00	21.03
6/14/2015	1:10:00	21.01
6/14/2015	1:20:00	20.98
6/14/2015	1:30:00	20.95
6/14/2015	1:40:00	20.93

6/14/2015	1:50:00	20.90
6/14/2015	2:00:00	20.87
6/14/2015	2:10:00	20.86
6/14/2015	2:20:00	20.83
6/14/2015	2:30:00	20.80
6/14/2015	2:40:00	20.78
6/14/2015	2:50:00	20.75
6/14/2015	3:00:00	20.73
6/14/2015	3:10:00	20.70
6/14/2015	3:20:00	20.66
6/14/2015	3:30:00	20.64
6/14/2015	3:40:00	20.61
6/14/2015	3:50:00	20.59
6/14/2015	4:00:00	20.56
6/14/2015	4:10:00	20.55
6/14/2015	4:20:00	20.53
6/14/2015	4:30:00	20.54
6/14/2015	4:40:00	20.53
6/14/2015	4:50:00	20.53
6/14/2015	5:00:00	20.53
6/14/2015	5:10:00	20.52
6/14/2015	5:20:00	20.51
6/14/2015	5:30:00	20.51
6/14/2015	5:40:00	20.50
6/14/2015	5:50:00	20.49
6/14/2015	6:00:00	20.47
6/14/2015	6:10:00	20.47
6/14/2015	6:20:00	20.46
6/14/2015	6:30:00	20.45
6/14/2015	6:40:00	20.44
6/14/2015	6:50:00	20.44
6/14/2015	7:00:00	20.43
6/14/2015	7:10:00	20.42
6/14/2015	7:20:00	20.41
6/14/2015	7:30:00	20.39
6/14/2015	7:40:00	20.39
6/14/2015	7:50:00	20.39
6/14/2015	8:00:00	20.41
6/14/2015	8:10:00	20.40
6/14/2015	8:20:00	20.40
6/14/2015	8:30:00	20.41
6/14/2015	8:40:00	20.42
6/14/2015	8:50:00	20.43
6/14/2015	9:00:00	20.46
6/14/2015	9:10:00	20.48
6/14/2015	9:20:00	20.47

6/14/2015	9:30:00	20.55
6/14/2015	9:40:00	20.64
6/14/2015	9:50:00	20.71
6/14/2015	10:00:00	20.76
6/14/2015	10:10:00	20.78
6/14/2015	10:20:00	20.83
6/14/2015	10:30:00	20.97
6/14/2015	10:40:00	21.14
6/14/2015	10:50:00	21.14
6/14/2015	11:00:00	21.14
6/14/2015	11:10:00	21.20
6/14/2015	11:20:00	21.26
6/14/2015	11:30:00	21.28
6/14/2015	11:40:00	21.25
6/14/2015	11:50:00	21.25
6/14/2015	12:00:00	21.30
6/14/2015	12:10:00	21.36
6/14/2015	12:20:00	21.57
6/14/2015	12:30:00	21.73
6/14/2015	12:40:00	21.94
6/14/2015	12:50:00	22.14
6/14/2015	13:00:00	22.33
6/14/2015	13:10:00	22.42
6/14/2015	13:20:00	22.42
6/14/2015	13:30:00	22.46
6/14/2015	13:40:00	22.51
6/14/2015	13:50:00	22.48
6/14/2015	14:00:00	22.49
6/14/2015	14:10:00	22.49
6/14/2015	14:20:00	22.50
6/14/2015	14:30:00	22.47
6/14/2015	14:40:00	22.50
6/14/2015	14:50:00	22.67
6/14/2015	15:00:00	22.82
6/14/2015	15:10:00	22.97
6/14/2015	15:20:00	23.13
6/14/2015	15:30:00	23.10
6/14/2015	15:40:00	23.16
6/14/2015	15:50:00	23.35
6/14/2015	16:00:00	23.48
6/14/2015	16:10:00	23.49
6/14/2015	16:20:00	23.60
6/14/2015	16:30:00	23.51
6/14/2015	16:40:00	23.58
6/14/2015	16:50:00	23.53
6/14/2015	17:00:00	23.51

6/14/2015	17:10:00	23.49
6/14/2015	17:20:00	23.50
6/14/2015	17:30:00	23.60
6/14/2015	17:40:00	23.64
6/14/2015	17:50:00	23.60
6/14/2015	18:00:00	23.66
6/14/2015	18:10:00	23.59
6/14/2015	18:20:00	23.49
6/14/2015	18:30:00	23.41
6/14/2015	18:40:00	23.37
6/14/2015	18:50:00	23.34
6/14/2015	19:00:00	23.29
6/14/2015	19:10:00	23.21
6/14/2015	19:20:00	23.14
6/14/2015	19:30:00	23.09
6/14/2015	19:40:00	23.02
6/14/2015	19:50:00	22.95
6/14/2015	20:00:00	22.86
6/14/2015	20:10:00	22.77
6/14/2015	20:20:00	22.67
6/14/2015	20:30:00	22.57
6/14/2015	20:40:00	22.47
6/14/2015	20:50:00	22.37
6/14/2015	21:00:00	22.26
6/14/2015	21:10:00	22.17
6/14/2015	21:20:00	22.07
6/14/2015	21:30:00	21.98
6/14/2015	21:40:00	21.89
6/14/2015	21:50:00	21.81
6/14/2015	22:00:00	21.74
6/14/2015	22:10:00	21.66
6/14/2015	22:20:00	21.58
6/14/2015	22:30:00	21.53
6/14/2015	22:40:00	21.46
6/14/2015	22:50:00	21.41
6/14/2015	23:00:00	21.35
6/14/2015	23:10:00	21.30
6/14/2015	23:20:00	21.24
6/14/2015	23:30:00	21.20
6/14/2015	23:40:00	21.16
6/14/2015	23:50:00	21.13
6/15/2015	0:00:00	21.09
6/15/2015	0:10:00	21.05
6/15/2015	0:20:00	21.02
6/15/2015	0:30:00	20.99
6/15/2015	0:40:00	20.95

6/15/2015	0:50:00	20.93
6/15/2015	1:00:00	20.90
6/15/2015	1:10:00	20.87
6/15/2015	1:20:00	20.85
6/15/2015	1:30:00	20.82
6/15/2015	1:40:00	20.79
6/15/2015	1:50:00	20.78
6/15/2015	2:00:00	20.75
6/15/2015	2:10:00	20.73
6/15/2015	2:20:00	20.71
6/15/2015	2:30:00	20.69
6/15/2015	2:40:00	20.67
6/15/2015	2:50:00	20.65
6/15/2015	3:00:00	20.63
6/15/2015	3:10:00	20.61
6/15/2015	3:20:00	20.59
6/15/2015	3:30:00	20.58
6/15/2015	3:40:00	20.57
6/15/2015	3:50:00	20.55
6/15/2015	4:00:00	20.53
6/15/2015	4:10:00	20.52
6/15/2015	4:20:00	20.50
6/15/2015	4:30:00	20.48
6/15/2015	4:40:00	20.46
6/15/2015	4:50:00	20.44
6/15/2015	5:00:00	20.43
6/15/2015	5:10:00	20.40
6/15/2015	5:20:00	20.39
6/15/2015	5:30:00	20.37
6/15/2015	5:40:00	20.35
6/15/2015	5:50:00	20.32
6/15/2015	6:00:00	20.30
6/15/2015	6:10:00	20.29
6/15/2015	6:20:00	20.27
6/15/2015	6:30:00	20.27
6/15/2015	6:40:00	20.26
6/15/2015	6:50:00	20.25
6/15/2015	7:00:00	20.25
6/15/2015	7:10:00	20.24
6/15/2015	7:20:00	20.25
6/15/2015	7:30:00	20.25
6/15/2015	7:40:00	20.26
6/15/2015	7:50:00	20.25
6/15/2015	8:00:00	20.25
6/15/2015	8:10:00	20.27
6/15/2015	8:20:00	20.28

6/15/2015	8:30:00	20.32
6/15/2015	8:40:00	20.37
6/15/2015	8:50:00	20.38
6/15/2015	9:00:00	20.39
6/15/2015	9:10:00	20.40
6/15/2015	9:20:00	20.43
6/15/2015	9:30:00	20.48
6/15/2015	9:40:00	20.52
6/15/2015	9:50:00	20.59
6/15/2015	10:00:00	20.61
6/15/2015	10:10:00	20.63
6/15/2015	10:20:00	20.80
6/15/2015	10:30:00	20.86
6/15/2015	10:40:00	20.87
6/15/2015	10:50:00	20.89
6/15/2015	11:00:00	20.90
6/15/2015	11:10:00	20.91
6/15/2015	11:20:00	21.01
6/15/2015	11:30:00	21.03
6/15/2015	11:40:00	21.03
6/15/2015	11:50:00	21.06
6/15/2015	12:00:00	21.23
6/15/2015	12:10:00	21.47
6/15/2015	12:20:00	21.59
6/15/2015	12:30:00	21.73
6/15/2015	12:40:00	21.98
6/15/2015	12:50:00	21.92
6/15/2015	13:00:00	21.65
6/15/2015	13:10:00	19.18
6/15/2015	13:20:00	18.01
6/15/2015	13:30:00	17.71
6/15/2015	13:40:00	17.37
6/15/2015	13:50:00	17.14
6/15/2015	14:00:00	16.89
6/15/2015	14:10:00	16.71
6/15/2015	14:20:00	16.52
6/15/2015	14:30:00	16.33
6/15/2015	14:40:00	16.17
6/15/2015	14:50:00	16.05
6/15/2015	15:00:00	15.99
6/15/2015	15:10:00	15.95
6/15/2015	15:20:00	15.91
6/15/2015	15:30:00	15.91
6/15/2015	15:40:00	15.93
6/15/2015	15:50:00	15.94
6/15/2015	16:00:00	16.10

6/15/2015	16:10:00	16.34
6/15/2015	16:20:00	16.48
6/15/2015	16:30:00	16.66
6/15/2015	16:40:00	16.89
6/15/2015	16:50:00	17.12
6/15/2015	17:00:00	17.29
6/15/2015	17:10:00	17.45
6/15/2015	17:20:00	17.92
6/15/2015	17:30:00	18.62
6/15/2015	17:40:00	19.34
6/15/2015	17:50:00	19.95
6/15/2015	18:00:00	20.36
6/15/2015	18:10:00	20.75
6/15/2015	18:20:00	20.98
6/15/2015	18:30:00	21.23
6/15/2015	18:40:00	21.39
6/15/2015	18:50:00	21.51
6/15/2015	19:00:00	21.59
6/15/2015	19:10:00	21.66
6/15/2015	19:20:00	21.71
6/15/2015	19:30:00	21.73
6/15/2015	19:40:00	21.73
6/15/2015	19:50:00	21.74
6/15/2015	20:00:00	21.72
6/15/2015	20:10:00	21.68
6/15/2015	20:20:00	21.64
6/15/2015	20:30:00	21.58
6/15/2015	20:40:00	21.51
6/15/2015	20:50:00	21.45
6/15/2015	21:00:00	21.38
6/15/2015	21:10:00	21.32
6/15/2015	21:20:00	21.27
6/15/2015	21:30:00	21.22
6/15/2015	21:40:00	21.19
6/15/2015	21:50:00	21.16
6/15/2015	22:00:00	21.14
6/15/2015	22:10:00	21.12
6/15/2015	22:20:00	21.11
6/15/2015	22:30:00	21.11
6/15/2015	22:40:00	21.11
6/15/2015	22:50:00	21.12
6/15/2015	23:00:00	21.12
6/15/2015	23:10:00	21.13
6/15/2015	23:20:00	21.14
6/15/2015	23:30:00	21.15
6/15/2015	23:40:00	21.16

6/15/2015	23:50:00	21.18
6/16/2015	0:00:00	21.18
6/16/2015	0:10:00	21.20
6/16/2015	0:20:00	21.20
6/16/2015	0:30:00	21.21
6/16/2015	0:40:00	21.21
6/16/2015	0:50:00	21.22
6/16/2015	1:00:00	21.22
6/16/2015	1:10:00	21.23
6/16/2015	1:20:00	21.25
6/16/2015	1:30:00	21.26
6/16/2015	1:40:00	21.28
6/16/2015	1:50:00	21.29
6/16/2015	2:00:00	21.31
6/16/2015	2:10:00	21.32
6/16/2015	2:20:00	21.33
6/16/2015	2:30:00	21.34
6/16/2015	2:40:00	21.34
6/16/2015	2:50:00	21.34
6/16/2015	3:00:00	21.34
6/16/2015	3:10:00	21.33
6/16/2015	3:20:00	21.32
6/16/2015	3:30:00	21.31
6/16/2015	3:40:00	21.29
6/16/2015	3:50:00	21.26
6/16/2015	4:00:00	21.24
6/16/2015	4:10:00	21.22
6/16/2015	4:20:00	21.20
6/16/2015	4:30:00	21.17
6/16/2015	4:40:00	21.14
6/16/2015	4:50:00	21.12
6/16/2015	5:00:00	21.09
6/16/2015	5:10:00	21.06
6/16/2015	5:20:00	21.03
6/16/2015	5:30:00	20.99
6/16/2015	5:40:00	20.97
6/16/2015	5:50:00	20.93
6/16/2015	6:00:00	20.90
6/16/2015	6:10:00	20.87
6/16/2015	6:20:00	20.83
6/16/2015	6:30:00	20.80
6/16/2015	6:40:00	20.78
6/16/2015	6:50:00	20.75
6/16/2015	7:00:00	20.72
6/16/2015	7:10:00	20.70
6/16/2015	7:20:00	20.67

6/16/2015	7:30:00	20.64
6/16/2015	7:40:00	20.62
6/16/2015	7:50:00	20.62
6/16/2015	8:00:00	20.60
6/16/2015	8:10:00	20.58
6/16/2015	8:20:00	20.57
6/16/2015	8:30:00	20.58
6/16/2015	8:40:00	20.60
6/16/2015	8:50:00	20.59
6/16/2015	9:00:00	20.58
6/16/2015	9:10:00	20.60
6/16/2015	9:20:00	20.58
6/16/2015	9:30:00	20.58
6/16/2015	9:40:00	20.57
6/16/2015	9:50:00	20.57
6/16/2015	10:00:00	20.61
6/16/2015	10:10:00	20.65
6/16/2015	10:20:00	20.69
6/16/2015	10:30:00	20.70
6/16/2015	10:40:00	20.69
6/16/2015	10:50:00	20.69
6/16/2015	11:00:00	20.70
6/16/2015	11:10:00	20.77
6/16/2015	11:20:00	20.83
6/16/2015	11:30:00	20.93
6/16/2015	11:40:00	20.91
6/16/2015	11:50:00	20.89
6/16/2015	12:00:00	20.91
6/16/2015	12:10:00	20.94
6/16/2015	12:20:00	21.04
6/16/2015	12:30:00	21.15
6/16/2015	12:40:00	21.17
6/16/2015	12:50:00	21.19
6/16/2015	13:00:00	21.18
6/16/2015	13:10:00	21.15
6/16/2015	13:20:00	21.14
6/16/2015	13:30:00	21.16
6/16/2015	13:40:00	21.27
6/16/2015	13:50:00	21.43
6/16/2015	14:00:00	21.54
6/16/2015	14:10:00	21.60
6/16/2015	14:20:00	21.70
6/16/2015	14:30:00	21.86
6/16/2015	14:40:00	21.94
6/16/2015	14:50:00	21.99
6/16/2015	15:00:00	22.08

6/16/2015	15:10:00	22.20
6/16/2015	15:20:00	22.26
6/16/2015	15:30:00	22.35
6/16/2015	15:40:00	22.38
6/16/2015	15:50:00	22.59
6/16/2015	16:00:00	22.64
6/16/2015	16:10:00	22.55
6/16/2015	16:20:00	22.37
6/16/2015	16:30:00	22.03
6/16/2015	16:40:00	21.20
6/16/2015	16:50:00	18.51
6/16/2015	17:00:00	17.66
6/16/2015	17:10:00	17.21
6/16/2015	17:20:00	16.82
6/16/2015	17:30:00	16.56
6/16/2015	17:40:00	16.37
6/16/2015	17:50:00	16.24
6/16/2015	18:00:00	16.15
6/16/2015	18:10:00	16.04
6/16/2015	18:20:00	16.00
6/16/2015	18:30:00	16.05
6/16/2015	18:40:00	16.11
6/16/2015	18:50:00	16.18
6/16/2015	19:00:00	16.30
6/16/2015	19:10:00	16.37
6/16/2015	19:20:00	16.44
6/16/2015	19:30:00	16.48
6/16/2015	19:40:00	16.49
6/16/2015	19:50:00	16.64
6/16/2015	20:00:00	17.33
6/16/2015	20:10:00	18.04
6/16/2015	20:20:00	18.67
6/16/2015	20:30:00	19.15
6/16/2015	20:40:00	19.50
6/16/2015	20:50:00	19.79
6/16/2015	21:00:00	20.01
6/16/2015	21:10:00	20.18
6/16/2015	21:20:00	20.32
6/16/2015	21:30:00	20.41
6/16/2015	21:40:00	20.48
6/16/2015	21:50:00	20.53
6/16/2015	22:00:00	20.56
6/16/2015	22:10:00	20.59
6/16/2015	22:20:00	20.58
6/16/2015	22:30:00	20.58
6/16/2015	22:40:00	20.56

6/16/2015	22:50:00	20.55
6/16/2015	23:00:00	20.53
6/16/2015	23:10:00	20.50
6/16/2015	23:20:00	20.48
6/16/2015	23:30:00	20.45
6/16/2015	23:40:00	20.43
6/16/2015	23:50:00	20.41
6/17/2015	0:00:00	20.38
6/17/2015	0:10:00	20.36
6/17/2015	0:20:00	20.34
6/17/2015	0:30:00	20.32
6/17/2015	0:40:00	20.30
6/17/2015	0:50:00	20.28
6/17/2015	1:00:00	20.25
6/17/2015	1:10:00	20.24
6/17/2015	1:20:00	20.21
6/17/2015	1:30:00	20.20
6/17/2015	1:40:00	20.16
6/17/2015	1:50:00	20.14
6/17/2015	2:00:00	20.12
6/17/2015	2:10:00	20.09
6/17/2015	2:20:00	20.07
6/17/2015	2:30:00	20.04
6/17/2015	2:40:00	20.01
6/17/2015	2:50:00	19.99
6/17/2015	3:00:00	19.97
6/17/2015	3:10:00	19.95
6/17/2015	3:20:00	19.92
6/17/2015	3:30:00	19.90
6/17/2015	3:40:00	19.87
6/17/2015	3:50:00	19.83
6/17/2015	4:00:00	19.79
6/17/2015	4:10:00	19.76
6/17/2015	4:20:00	19.73
6/17/2015	4:30:00	19.70
6/17/2015	4:40:00	19.67
6/17/2015	4:50:00	19.64
6/17/2015	5:00:00	19.62
6/17/2015	5:10:00	19.60
6/17/2015	5:20:00	19.58
6/17/2015	5:30:00	19.56
6/17/2015	5:40:00	19.53
6/17/2015	5:50:00	19.52
6/17/2015	6:00:00	19.49
6/17/2015	6:10:00	19.46
6/17/2015	6:20:00	19.44

6/17/2015	6:30:00	19.41
6/17/2015	6:40:00	19.39
6/17/2015	6:50:00	19.36
6/17/2015	7:00:00	19.33
6/17/2015	7:10:00	19.32
6/17/2015	7:20:00	19.29
6/17/2015	7:30:00	19.29
6/17/2015	7:40:00	19.29
6/17/2015	7:50:00	19.27
6/17/2015	8:00:00	19.26
6/17/2015	8:10:00	19.26
6/17/2015	8:20:00	19.28
6/17/2015	8:30:00	19.34
6/17/2015	8:40:00	19.32
6/17/2015	8:50:00	19.31
6/17/2015	9:00:00	19.30
6/17/2015	9:10:00	19.35
6/17/2015	9:20:00	19.37
6/17/2015	9:30:00	19.39
6/17/2015	9:40:00	19.40
6/17/2015	9:50:00	19.41
6/17/2015	10:00:00	19.43
6/17/2015	10:10:00	19.47
6/17/2015	10:20:00	19.49
6/17/2015	10:30:00	19.49
6/17/2015	10:40:00	19.52
6/17/2015	10:50:00	19.55
6/17/2015	11:00:00	19.61
6/17/2015	11:10:00	19.63
6/17/2015	11:20:00	19.68
6/17/2015	11:30:00	19.73
6/17/2015	11:40:00	19.79
6/17/2015	11:50:00	19.80
6/17/2015	12:00:00	19.80
6/17/2015	12:10:00	19.81
6/17/2015	12:20:00	19.80
6/17/2015	12:30:00	19.79
6/17/2015	12:40:00	19.79
6/17/2015	12:50:00	19.77
6/17/2015	13:00:00	19.75
6/17/2015	13:10:00	19.77
6/17/2015	13:20:00	19.82
6/17/2015	13:30:00	19.85
6/17/2015	13:40:00	19.83
6/17/2015	13:50:00	19.83
6/17/2015	14:00:00	19.87

6/17/2015	14:10:00	19.85
6/17/2015	14:20:00	19.85
6/17/2015	14:30:00	19.83
6/17/2015	14:40:00	19.82
6/17/2015	14:50:00	19.83
6/17/2015	15:00:00	19.85
6/17/2015	15:10:00	19.91
6/17/2015	15:20:00	19.92
6/17/2015	15:30:00	19.91
6/17/2015	15:40:00	19.89
6/17/2015	15:50:00	19.88
6/17/2015	16:00:00	19.88
6/17/2015	16:10:00	19.88
6/17/2015	16:20:00	19.88
6/17/2015	16:30:00	19.87
6/17/2015	16:40:00	19.86
6/17/2015	16:50:00	19.85
6/17/2015	17:00:00	19.85
6/17/2015	17:10:00	19.82
6/17/2015	17:20:00	19.82
6/17/2015	17:30:00	19.82
6/17/2015	17:40:00	19.83
6/17/2015	17:50:00	19.85
6/17/2015	18:00:00	19.84
6/17/2015	18:10:00	19.84
6/17/2015	18:20:00	19.82
6/17/2015	18:30:00	19.81
6/17/2015	18:40:00	19.79
6/17/2015	18:50:00	19.76
6/17/2015	19:00:00	19.74
6/17/2015	19:10:00	19.70
6/17/2015	19:20:00	19.68
6/17/2015	19:30:00	19.64
6/17/2015	19:40:00	19.61
6/17/2015	19:50:00	19.56
6/17/2015	20:00:00	19.54
6/17/2015	20:10:00	19.50
6/17/2015	20:20:00	19.46
6/17/2015	20:30:00	19.43
6/17/2015	20:40:00	19.40
6/17/2015	20:50:00	19.37
6/17/2015	21:00:00	19.33
6/17/2015	21:10:00	19.30
6/17/2015	21:20:00	19.27
6/17/2015	21:30:00	19.24
6/17/2015	21:40:00	19.21

6/17/2015	21:50:00	19.18
6/17/2015	22:00:00	19.16
6/17/2015	22:10:00	19.13
6/17/2015	22:20:00	19.12
6/17/2015	22:30:00	19.10
6/17/2015	22:40:00	19.09
6/17/2015	22:50:00	19.08
6/17/2015	23:00:00	19.07
6/17/2015	23:10:00	19.07
6/17/2015	23:20:00	19.06
6/17/2015	23:30:00	19.05
6/17/2015	23:40:00	19.05
6/17/2015	23:50:00	19.04
6/18/2015	0:00:00	19.04
6/18/2015	0:10:00	19.04
6/18/2015	0:20:00	19.03
6/18/2015	0:30:00	19.03
6/18/2015	0:40:00	19.03
6/18/2015	0:50:00	19.02
6/18/2015	1:00:00	19.02
6/18/2015	1:10:00	19.02
6/18/2015	1:20:00	19.01
6/18/2015	1:30:00	19.00
6/18/2015	1:40:00	19.00
6/18/2015	1:50:00	18.99
6/18/2015	2:00:00	18.98
6/18/2015	2:10:00	18.97
6/18/2015	2:20:00	18.97
6/18/2015	2:30:00	18.96
6/18/2015	2:40:00	18.95
6/18/2015	2:50:00	18.95
6/18/2015	3:00:00	18.94
6/18/2015	3:10:00	18.94
6/18/2015	3:20:00	18.93
6/18/2015	3:30:00	18.92
6/18/2015	3:40:00	18.92
6/18/2015	3:50:00	18.91
6/18/2015	4:00:00	18.91
6/18/2015	4:10:00	18.90
6/18/2015	4:20:00	18.89
6/18/2015	4:30:00	18.88
6/18/2015	4:40:00	18.87
6/18/2015	4:50:00	18.85
6/18/2015	5:00:00	18.84
6/18/2015	5:10:00	18.83
6/18/2015	5:20:00	18.82

6/18/2015	5:30:00	18.81
6/18/2015	5:40:00	18.79
6/18/2015	5:50:00	18.78
6/18/2015	6:00:00	18.77
6/18/2015	6:10:00	18.75
6/18/2015	6:20:00	18.74
6/18/2015	6:30:00	18.71
6/18/2015	6:40:00	18.71
6/18/2015	6:50:00	18.69
6/18/2015	7:00:00	18.68
6/18/2015	7:10:00	18.67
6/18/2015	7:20:00	18.66
6/18/2015	7:30:00	18.66
6/18/2015	7:40:00	18.66
6/18/2015	7:50:00	18.65
6/18/2015	8:00:00	18.65
6/18/2015	8:10:00	18.66
6/18/2015	8:20:00	18.66
6/18/2015	8:30:00	18.67
6/18/2015	8:40:00	18.68
6/18/2015	8:50:00	18.69
6/18/2015	9:00:00	18.71
6/18/2015	9:10:00	18.74
6/18/2015	9:20:00	18.78
6/18/2015	9:30:00	18.81
6/18/2015	9:40:00	18.89
6/18/2015	9:50:00	18.98
6/18/2015	10:00:00	19.03
6/18/2015	10:10:00	19.09
6/18/2015	10:20:00	19.17
6/18/2015	10:30:00	19.22
6/18/2015	10:40:00	19.30
6/18/2015	10:50:00	19.37
6/18/2015	11:00:00	19.45
6/18/2015	11:10:00	19.51
6/18/2015	11:20:00	19.61
6/18/2015	11:30:00	19.68
6/18/2015	11:40:00	19.75
6/18/2015	11:50:00	19.82
6/18/2015	12:00:00	19.88
6/18/2015	12:10:00	19.95
6/18/2015	12:20:00	20.07
6/18/2015	12:30:00	20.10
6/18/2015	12:40:00	20.14
6/18/2015	12:50:00	20.17
6/18/2015	13:00:00	20.21

6/18/2015	13:10:00	20.21
6/18/2015	13:20:00	20.31
6/18/2015	13:30:00	20.45
6/18/2015	13:40:00	20.48
6/18/2015	13:50:00	20.52
6/18/2015	14:00:00	20.53
6/18/2015	14:10:00	20.53
6/18/2015	14:20:00	20.58
6/18/2015	14:30:00	20.53
6/18/2015	14:40:00	20.57
6/18/2015	14:50:00	20.62
6/18/2015	15:00:00	20.57
6/18/2015	15:10:00	20.53
6/18/2015	15:20:00	19.12
6/18/2015	15:30:00	17.55
6/18/2015	15:40:00	17.24
6/18/2015	15:50:00	16.98
6/18/2015	16:00:00	16.82
6/18/2015	16:10:00	16.69
6/18/2015	16:20:00	16.55
6/18/2015	16:30:00	16.50
6/18/2015	16:40:00	16.46
6/18/2015	16:50:00	16.46
6/18/2015	17:00:00	16.44
6/18/2015	17:10:00	16.46
6/18/2015	17:20:00	16.48
6/18/2015	17:30:00	16.55
6/18/2015	17:40:00	16.58
6/18/2015	17:50:00	16.63
6/18/2015	18:00:00	16.72
6/18/2015	18:10:00	16.82
6/18/2015	18:20:00	16.83
6/18/2015	18:30:00	17.21
6/18/2015	18:40:00	17.99
6/18/2015	18:50:00	18.70
6/18/2015	19:00:00	19.17
6/18/2015	19:10:00	19.49
6/18/2015	19:20:00	19.75
6/18/2015	19:30:00	19.94
6/18/2015	19:40:00	20.09
6/18/2015	19:50:00	20.18
6/18/2015	20:00:00	20.22
6/18/2015	20:10:00	20.24
6/18/2015	20:20:00	20.24
6/18/2015	20:30:00	20.23
6/18/2015	20:40:00	20.22

6/18/2015	20:50:00	20.20
6/18/2015	21:00:00	20.19
6/18/2015	21:10:00	20.18
6/18/2015	21:20:00	20.18
6/18/2015	21:30:00	20.17
6/18/2015	21:40:00	20.16
6/18/2015	21:50:00	20.16
6/18/2015	22:00:00	20.15
6/18/2015	22:10:00	20.10
6/18/2015	22:20:00	20.04
6/18/2015	22:30:00	20.02
6/18/2015	22:40:00	20.02
6/18/2015	22:50:00	20.01
6/18/2015	23:00:00	20.01
6/18/2015	23:10:00	20.01
6/18/2015	23:20:00	20.00
6/18/2015	23:30:00	19.98
6/18/2015	23:40:00	19.95
6/18/2015	23:50:00	19.94
6/19/2015	0:00:00	19.91
6/19/2015	0:10:00	19.89
6/19/2015	0:20:00	19.88
6/19/2015	0:30:00	19.88
6/19/2015	0:40:00	19.85
6/19/2015	0:50:00	19.84
6/19/2015	1:00:00	19.82
6/19/2015	1:10:00	19.80
6/19/2015	1:20:00	19.76
6/19/2015	1:30:00	19.73
6/19/2015	1:40:00	19.69
6/19/2015	1:50:00	19.66
6/19/2015	2:00:00	19.62
6/19/2015	2:10:00	19.57
6/19/2015	2:20:00	19.52
6/19/2015	2:30:00	19.46
6/19/2015	2:40:00	19.40
6/19/2015	2:50:00	19.34
6/19/2015	3:00:00	19.27
6/19/2015	3:10:00	19.21
6/19/2015	3:20:00	19.17
6/19/2015	3:30:00	19.12
6/19/2015	3:40:00	19.09
6/19/2015	3:50:00	19.06
6/19/2015	4:00:00	19.04
6/19/2015	4:10:00	19.02
6/19/2015	4:20:00	19.02

6/19/2015	4:30:00	19.00
6/19/2015	4:40:00	19.00
6/19/2015	4:50:00	18.99
6/19/2015	5:00:00	18.97
6/19/2015	5:10:00	18.96
6/19/2015	5:20:00	18.96
6/19/2015	5:30:00	18.94
6/19/2015	5:40:00	18.92
6/19/2015	5:50:00	18.92
6/19/2015	6:00:00	18.90
6/19/2015	6:10:00	18.89
6/19/2015	6:20:00	18.88
6/19/2015	6:30:00	18.87
6/19/2015	6:40:00	18.85
6/19/2015	6:50:00	18.84
6/19/2015	7:00:00	18.82
6/19/2015	7:10:00	18.81
6/19/2015	7:20:00	18.80
6/19/2015	7:30:00	18.78
6/19/2015	7:40:00	18.77
6/19/2015	7:50:00	18.76
6/19/2015	8:00:00	18.74
6/19/2015	8:10:00	18.74
6/19/2015	8:20:00	18.73
6/19/2015	8:30:00	18.73
6/19/2015	8:40:00	18.71
6/19/2015	8:50:00	18.71
6/19/2015	9:00:00	18.71
6/19/2015	9:10:00	18.72
6/19/2015	9:20:00	18.72
6/19/2015	9:30:00	18.73
6/19/2015	9:40:00	18.72
6/19/2015	9:50:00	18.72
6/19/2015	10:00:00	18.73
6/19/2015	10:10:00	18.73
6/19/2015	10:20:00	18.77
6/19/2015	10:30:00	18.81
6/19/2015	10:40:00	18.84
6/19/2015	10:50:00	18.86
6/19/2015	11:00:00	18.86
6/19/2015	11:10:00	18.88
6/19/2015	11:20:00	18.88
6/19/2015	11:30:00	18.89
6/19/2015	11:40:00	18.89
6/19/2015	11:50:00	18.90
6/19/2015	12:00:00	18.91

6/19/2015	12:10:00	18.96
6/19/2015	12:20:00	19.00
6/19/2015	12:30:00	19.02
6/19/2015	12:40:00	19.06
6/19/2015	12:50:00	19.09
6/19/2015	13:00:00	18.84
6/19/2015	13:10:00	17.80
6/19/2015	13:20:00	17.08
6/19/2015	13:30:00	16.73
6/19/2015	13:40:00	16.52
6/19/2015	13:50:00	16.37
6/19/2015	14:00:00	16.27
6/19/2015	14:10:00	16.24
6/19/2015	14:20:00	16.20
6/19/2015	14:30:00	16.22
6/19/2015	14:40:00	16.27
6/19/2015	14:50:00	16.28
6/19/2015	15:00:00	16.31
6/19/2015	15:10:00	16.36
6/19/2015	15:20:00	16.36
6/19/2015	15:30:00	16.31
6/19/2015	15:40:00	16.32
6/19/2015	15:50:00	16.34
6/19/2015	16:00:00	16.45
6/19/2015	16:10:00	16.51
6/19/2015	16:20:00	16.57
6/19/2015	16:30:00	16.83
6/19/2015	16:40:00	17.38
6/19/2015	16:50:00	17.88
6/19/2015	17:00:00	18.24
6/19/2015	17:10:00	18.49
6/19/2015	17:20:00	18.69
6/19/2015	17:30:00	18.84
6/19/2015	17:40:00	18.95
6/19/2015	17:50:00	19.00
6/19/2015	18:00:00	19.06
6/19/2015	18:10:00	19.10
6/19/2015	18:20:00	19.12
6/19/2015	18:30:00	19.14
6/19/2015	18:40:00	19.15
6/19/2015	18:50:00	19.16
6/19/2015	19:00:00	19.16
6/19/2015	19:10:00	19.15
6/19/2015	19:20:00	19.15
6/19/2015	19:30:00	19.15
6/19/2015	19:40:00	19.14

6/19/2015	19:50:00	19.13
6/19/2015	20:00:00	19.13
6/19/2015	20:10:00	19.11
6/19/2015	20:20:00	19.10
6/19/2015	20:30:00	19.07
6/19/2015	20:40:00	19.06
6/19/2015	20:50:00	19.03
6/19/2015	21:00:00	19.00
6/19/2015	21:10:00	18.97
6/19/2015	21:20:00	18.95
6/19/2015	21:30:00	18.92
6/19/2015	21:40:00	18.88
6/19/2015	21:50:00	18.86
6/19/2015	22:00:00	18.84
6/19/2015	22:10:00	18.82
6/19/2015	22:20:00	18.80
6/19/2015	22:30:00	18.78
6/19/2015	22:40:00	18.77
6/19/2015	22:50:00	18.75
6/19/2015	23:00:00	18.74
6/19/2015	23:10:00	18.73
6/19/2015	23:20:00	18.73
6/19/2015	23:30:00	18.72
6/19/2015	23:40:00	18.72
6/19/2015	23:50:00	18.72
6/20/2015	0:00:00	18.71
6/20/2015	0:10:00	18.68
6/20/2015	0:20:00	17.96
6/20/2015	0:30:00	17.09
6/20/2015	0:40:00	16.43
6/20/2015	0:50:00	16.13
6/20/2015	1:00:00	15.94
6/20/2015	1:10:00	15.78
6/20/2015	1:20:00	15.68
6/20/2015	1:30:00	15.61
6/20/2015	1:40:00	15.55
6/20/2015	1:50:00	15.52
6/20/2015	2:00:00	15.47
6/20/2015	2:10:00	15.44
6/20/2015	2:20:00	15.41
6/20/2015	2:30:00	15.38
6/20/2015	2:40:00	15.35
6/20/2015	2:50:00	15.32
6/20/2015	3:00:00	15.30
6/20/2015	3:10:00	15.30
6/20/2015	3:20:00	15.26

6/20/2015	3:30:00	15.25
6/20/2015	3:40:00	15.23
6/20/2015	3:50:00	15.21
6/20/2015	4:00:00	15.18
6/20/2015	4:10:00	15.18
6/20/2015	4:20:00	15.16
6/20/2015	4:30:00	15.14
6/20/2015	4:40:00	15.13
6/20/2015	4:50:00	15.13
6/20/2015	5:00:00	15.12
6/20/2015	5:10:00	15.10
6/20/2015	5:20:00	15.08
6/20/2015	5:30:00	15.08
6/20/2015	5:40:00	15.07
6/20/2015	5:50:00	15.06
6/20/2015	6:00:00	15.05
6/20/2015	6:10:00	15.04
6/20/2015	6:20:00	15.02
6/20/2015	6:30:00	15.00
6/20/2015	6:40:00	14.99
6/20/2015	6:50:00	14.98
6/20/2015	7:00:00	14.96
6/20/2015	7:10:00	14.96
6/20/2015	7:20:00	14.94
6/20/2015	7:30:00	14.93
6/20/2015	7:40:00	14.91
6/20/2015	7:50:00	14.92
6/20/2015	8:00:00	14.91
6/20/2015	8:10:00	14.90
6/20/2015	8:20:00	14.92
6/20/2015	8:30:00	14.93
6/20/2015	8:40:00	14.94
6/20/2015	8:50:00	14.99
6/20/2015	9:00:00	15.02
6/20/2015	9:10:00	15.06
6/20/2015	9:20:00	15.05
6/20/2015	9:30:00	15.09
6/20/2015	9:40:00	15.13
6/20/2015	9:50:00	15.17
6/20/2015	10:00:00	15.18
6/20/2015	10:10:00	15.20
6/20/2015	10:20:00	15.20
6/20/2015	10:30:00	15.22
6/20/2015	10:40:00	15.22
6/20/2015	10:50:00	15.23
6/20/2015	11:00:00	15.23

6/20/2015	11:10:00	15.24
6/20/2015	11:20:00	15.24
6/20/2015	11:30:00	15.27
6/20/2015	11:40:00	15.37
6/20/2015	11:50:00	15.48
6/20/2015	12:00:00	15.58
6/20/2015	12:10:00	15.63
6/20/2015	12:20:00	15.67
6/20/2015	12:30:00	15.72
6/20/2015	12:40:00	15.77
6/20/2015	12:50:00	15.90
6/20/2015	13:00:00	16.01
6/20/2015	13:10:00	16.10
6/20/2015	13:20:00	16.19
6/20/2015	13:30:00	16.25
6/20/2015	13:40:00	16.33
6/20/2015	13:50:00	16.38
6/20/2015	14:00:00	16.40
6/20/2015	14:10:00	16.42
6/20/2015	14:20:00	16.45
6/20/2015	14:30:00	16.51
6/20/2015	14:40:00	16.57
6/20/2015	14:50:00	16.71
6/20/2015	15:00:00	16.71
6/20/2015	15:10:00	16.73
6/20/2015	15:20:00	16.73
6/20/2015	15:30:00	16.67
6/20/2015	15:40:00	16.66
6/20/2015	15:50:00	16.65
6/20/2015	16:00:00	16.69
6/20/2015	16:10:00	16.69
6/20/2015	16:20:00	16.64
6/20/2015	16:30:00	16.60
6/20/2015	16:40:00	16.43
6/20/2015	16:50:00	16.09
6/20/2015	17:00:00	15.47
6/20/2015	17:10:00	15.54
6/20/2015	17:20:00	15.61
6/20/2015	17:30:00	15.62
6/20/2015	17:40:00	15.66
6/20/2015	17:50:00	15.72
6/20/2015	18:00:00	15.77
6/20/2015	18:10:00	15.78
6/20/2015	18:20:00	15.83
6/20/2015	18:30:00	15.84
6/20/2015	18:40:00	15.84

6/20/2015	18:50:00	15.84
6/20/2015	19:00:00	15.78
6/20/2015	19:10:00	15.75
6/20/2015	19:20:00	15.72
6/20/2015	19:30:00	15.71
6/20/2015	19:40:00	15.71
6/20/2015	19:50:00	15.72
6/20/2015	20:00:00	15.74
6/20/2015	20:10:00	15.77
6/20/2015	20:20:00	15.81
6/20/2015	20:30:00	15.87
6/20/2015	20:40:00	15.95
6/20/2015	20:50:00	16.04
6/20/2015	21:00:00	16.14
6/20/2015	21:10:00	16.25
6/20/2015	21:20:00	16.34
6/20/2015	21:30:00	16.42
6/20/2015	21:40:00	16.49
6/20/2015	21:50:00	16.55
6/20/2015	22:00:00	16.62
6/20/2015	22:10:00	16.70
6/20/2015	22:20:00	16.72
6/20/2015	22:30:00	16.75
6/20/2015	22:40:00	16.77
6/20/2015	22:50:00	16.81
6/20/2015	23:00:00	16.85
6/20/2015	23:10:00	16.90
6/20/2015	23:20:00	16.93
6/20/2015	23:30:00	16.96
6/20/2015	23:40:00	16.96
6/20/2015	23:50:00	16.96
6/21/2015	0:00:00	16.94
6/21/2015	0:10:00	16.93
6/21/2015	0:20:00	16.93
6/21/2015	0:30:00	16.96
6/21/2015	0:40:00	16.96
6/21/2015	0:50:00	16.97
6/21/2015	1:00:00	16.97
6/21/2015	1:10:00	16.99
6/21/2015	1:20:00	17.15
6/21/2015	1:30:00	17.25
6/21/2015	1:40:00	17.27
6/21/2015	1:50:00	17.20
6/21/2015	2:00:00	17.16
6/21/2015	2:10:00	17.13
6/21/2015	2:20:00	17.10

6/21/2015	2:30:00	17.10
6/21/2015	2:40:00	17.09
6/21/2015	2:50:00	17.08
6/21/2015	3:00:00	17.09
6/21/2015	3:10:00	17.09
6/21/2015	3:20:00	17.09
6/21/2015	3:30:00	17.12
6/21/2015	3:40:00	17.13
6/21/2015	3:50:00	17.14
6/21/2015	4:00:00	17.14
6/21/2015	4:10:00	17.14
6/21/2015	4:20:00	17.13
6/21/2015	4:30:00	17.14
6/21/2015	4:40:00	17.12
6/21/2015	4:50:00	17.13
6/21/2015	5:00:00	17.13
6/21/2015	5:10:00	17.13
6/21/2015	5:20:00	17.13
6/21/2015	5:30:00	17.13
6/21/2015	5:40:00	17.13
6/21/2015	5:50:00	17.13
6/21/2015	6:00:00	17.14
6/21/2015	6:10:00	17.13
6/21/2015	6:20:00	17.13
6/21/2015	6:30:00	17.12
6/21/2015	6:40:00	17.12
6/21/2015	6:50:00	17.12
6/21/2015	7:00:00	17.11
6/21/2015	7:10:00	17.11
6/21/2015	7:20:00	17.12
6/21/2015	7:30:00	17.12
6/21/2015	7:40:00	17.12
6/21/2015	7:50:00	17.12
6/21/2015	8:00:00	17.12
6/21/2015	8:10:00	17.11
6/21/2015	8:20:00	16.96
6/21/2015	8:30:00	16.82
6/21/2015	8:40:00	16.89
6/21/2015	8:50:00	16.93
6/21/2015	9:00:00	16.95
6/21/2015	9:10:00	16.98
6/21/2015	9:20:00	17.00
6/21/2015	9:30:00	17.03
6/21/2015	9:40:00	17.03
6/21/2015	9:50:00	17.04
6/21/2015	10:00:00	17.04

6/21/2015	10:10:00	17.05
6/21/2015	10:20:00	17.06
6/21/2015	10:30:00	17.07
6/21/2015	10:40:00	17.06
6/21/2015	10:50:00	17.10
6/21/2015	11:00:00	17.12
6/21/2015	11:10:00	17.13
6/21/2015	11:20:00	17.15
6/21/2015	11:30:00	17.14
6/21/2015	11:40:00	17.13
6/21/2015	11:50:00	17.13
6/21/2015	12:00:00	17.12
6/21/2015	12:10:00	17.15
6/21/2015	12:20:00	17.18
6/21/2015	12:30:00	17.15
6/21/2015	12:40:00	17.17
6/21/2015	12:50:00	17.21
6/21/2015	13:00:00	17.22
6/21/2015	13:10:00	17.25
6/21/2015	13:20:00	17.25
6/21/2015	13:30:00	17.28
6/21/2015	13:40:00	17.36
6/21/2015	13:50:00	17.41
6/21/2015	14:00:00	17.46
6/21/2015	14:10:00	17.48
6/21/2015	14:20:00	17.49
6/21/2015	14:30:00	17.52
6/21/2015	14:40:00	17.49
6/21/2015	14:50:00	17.55
6/21/2015	15:00:00	17.56
6/21/2015	15:10:00	17.55
6/21/2015	15:20:00	17.53
6/21/2015	15:30:00	17.53
6/21/2015	15:40:00	17.52
6/21/2015	15:50:00	17.53
6/21/2015	16:00:00	17.50
6/21/2015	16:10:00	17.49
6/21/2015	16:20:00	17.49
6/21/2015	16:30:00	17.51
6/21/2015	16:40:00	17.53
6/21/2015	16:50:00	17.52
6/21/2015	17:00:00	17.55
6/21/2015	17:10:00	17.53
6/21/2015	17:20:00	17.51
6/21/2015	17:30:00	17.52
6/21/2015	17:40:00	17.50

6/21/2015	17:50:00	17.49
6/21/2015	18:00:00	17.48
6/21/2015	18:10:00	17.46
6/21/2015	18:20:00	17.47
6/21/2015	18:30:00	17.44
6/21/2015	18:40:00	17.43
6/21/2015	18:50:00	17.39
6/21/2015	19:00:00	17.38
6/21/2015	19:10:00	17.35
6/21/2015	19:20:00	17.32
6/21/2015	19:30:00	17.29
6/21/2015	19:40:00	17.26
6/21/2015	19:50:00	17.23
6/21/2015	20:00:00	17.21
6/21/2015	20:10:00	17.17
6/21/2015	20:20:00	17.17
6/21/2015	20:30:00	17.16
6/21/2015	20:40:00	17.13
6/21/2015	20:50:00	17.09
6/21/2015	21:00:00	17.06
6/21/2015	21:10:00	17.04
6/21/2015	21:20:00	17.01
6/21/2015	21:30:00	16.98
6/21/2015	21:40:00	16.97
6/21/2015	21:50:00	16.93
6/21/2015	22:00:00	16.91
6/21/2015	22:10:00	16.88
6/21/2015	22:20:00	16.87
6/21/2015	22:30:00	16.86
6/21/2015	22:40:00	16.83
6/21/2015	22:50:00	16.82
6/21/2015	23:00:00	16.80
6/21/2015	23:10:00	16.78
6/21/2015	23:20:00	16.77
6/21/2015	23:30:00	16.75
6/21/2015	23:40:00	16.74
6/21/2015	23:50:00	16.72
6/22/2015	0:00:00	16.70
6/22/2015	0:10:00	16.70
6/22/2015	0:20:00	16.67
6/22/2015	0:30:00	16.66
6/22/2015	0:40:00	16.63
6/22/2015	0:50:00	16.61
6/22/2015	1:00:00	16.59
6/22/2015	1:10:00	16.57
6/22/2015	1:20:00	16.54

6/22/2015	1:30:00	16.52
6/22/2015	1:40:00	16.50
6/22/2015	1:50:00	16.49
6/22/2015	2:00:00	16.48
6/22/2015	2:10:00	16.45
6/22/2015	2:20:00	16.43
6/22/2015	2:30:00	16.43
6/22/2015	2:40:00	16.40
6/22/2015	2:50:00	16.40
6/22/2015	3:00:00	16.38
6/22/2015	3:10:00	16.37
6/22/2015	3:20:00	16.37
6/22/2015	3:30:00	16.37
6/22/2015	3:40:00	16.37
6/22/2015	3:50:00	16.35
6/22/2015	4:00:00	16.34
6/22/2015	4:10:00	16.33
6/22/2015	4:20:00	16.32
6/22/2015	4:30:00	16.31
6/22/2015	4:40:00	16.31
6/22/2015	4:50:00	16.29
6/22/2015	5:00:00	16.29
6/22/2015	5:10:00	16.29
6/22/2015	5:20:00	16.27
6/22/2015	5:30:00	16.26
6/22/2015	5:40:00	16.27
6/22/2015	5:50:00	16.26
6/22/2015	6:00:00	16.25
6/22/2015	6:10:00	16.24
6/22/2015	6:20:00	16.23
6/22/2015	6:30:00	16.21
6/22/2015	6:40:00	16.20
6/22/2015	6:50:00	16.18
6/22/2015	7:00:00	16.18
6/22/2015	7:10:00	16.17
6/22/2015	7:20:00	16.15
6/22/2015	7:30:00	16.15
6/22/2015	7:40:00	16.13
6/22/2015	7:50:00	16.14
6/22/2015	8:00:00	16.12
6/22/2015	8:10:00	16.11
6/22/2015	8:20:00	16.11
6/22/2015	8:30:00	16.11
6/22/2015	8:40:00	16.11
6/22/2015	8:50:00	16.11
6/22/2015	9:00:00	16.13

6/22/2015	9:10:00	16.15
6/22/2015	9:20:00	16.17
6/22/2015	9:30:00	16.17
6/22/2015	9:40:00	16.19
6/22/2015	9:50:00	16.25
6/22/2015	10:00:00	16.26
6/22/2015	10:10:00	16.29
6/22/2015	10:20:00	16.35
6/22/2015	10:30:00	16.37
6/22/2015	10:40:00	16.43
6/22/2015	10:50:00	16.44
6/22/2015	11:00:00	16.47
6/22/2015	11:10:00	16.51
6/22/2015	11:20:00	16.55
6/22/2015	11:30:00	16.60
6/22/2015	11:40:00	16.65
6/22/2015	11:50:00	16.71
6/22/2015	12:00:00	16.73
6/22/2015	12:10:00	16.78
6/22/2015	12:20:00	16.84
6/22/2015	12:30:00	16.95
6/22/2015	12:40:00	17.22
6/22/2015	12:50:00	17.77
6/22/2015	13:00:00	18.16
6/22/2015	13:10:00	18.47
6/22/2015	13:20:00	18.71
6/22/2015	13:30:00	18.90
6/22/2015	13:40:00	19.06
6/22/2015	13:50:00	19.19
6/22/2015	14:00:00	19.30
6/22/2015	14:10:00	19.41
6/22/2015	14:20:00	19.51
6/22/2015	14:30:00	19.60
6/22/2015	14:40:00	19.67
6/22/2015	14:50:00	19.74
6/22/2015	15:00:00	19.81
6/22/2015	15:10:00	19.84
6/22/2015	15:20:00	19.84
6/22/2015	15:30:00	19.26
6/22/2015	15:40:00	18.42
6/22/2015	15:50:00	18.19
6/22/2015	16:00:00	17.98
6/22/2015	16:10:00	17.85
6/22/2015	16:20:00	17.76
6/22/2015	16:30:00	17.71
6/22/2015	16:40:00	17.65

6/22/2015	16:50:00	17.61
6/22/2015	17:00:00	17.58
6/22/2015	17:10:00	17.52
6/22/2015	17:20:00	17.45
6/22/2015	17:30:00	17.40
6/22/2015	17:40:00	17.33
6/22/2015	17:50:00	17.28
6/22/2015	18:00:00	17.23
6/22/2015	18:10:00	17.20
6/22/2015	18:20:00	17.15
6/22/2015	18:30:00	17.11
6/22/2015	18:40:00	17.08
6/22/2015	18:50:00	17.04
6/22/2015	19:00:00	16.98
6/22/2015	19:10:00	16.94
6/22/2015	19:20:00	16.91
6/22/2015	19:30:00	16.85
6/22/2015	19:40:00	16.82
6/22/2015	19:50:00	16.81
6/22/2015	20:00:00	16.80
6/22/2015	20:10:00	17.16
6/22/2015	20:20:00	17.83
6/22/2015	20:30:00	18.27
6/22/2015	20:40:00	18.60
6/22/2015	20:50:00	18.83
6/22/2015	21:00:00	19.01
6/22/2015	21:10:00	19.11
6/22/2015	21:20:00	19.19
6/22/2015	21:30:00	19.23
6/22/2015	21:40:00	19.26
6/22/2015	21:50:00	19.27
6/22/2015	22:00:00	19.28
6/22/2015	22:10:00	19.28
6/22/2015	22:20:00	19.27
6/22/2015	22:30:00	19.27
6/22/2015	22:40:00	19.26
6/22/2015	22:50:00	19.25
6/22/2015	23:00:00	19.24
6/22/2015	23:10:00	19.22
6/22/2015	23:20:00	19.21
6/22/2015	23:30:00	19.21
6/22/2015	23:40:00	19.18
6/22/2015	23:50:00	19.16
6/23/2015	0:00:00	19.15
6/23/2015	0:10:00	19.13
6/23/2015	0:20:00	19.11

6/23/2015	0:30:00	19.08
6/23/2015	0:40:00	19.06
6/23/2015	0:50:00	19.03
6/23/2015	1:00:00	19.01
6/23/2015	1:10:00	18.98
6/23/2015	1:20:00	18.95
6/23/2015	1:30:00	18.92
6/23/2015	1:40:00	18.90
6/23/2015	1:50:00	18.87
6/23/2015	2:00:00	18.84
6/23/2015	2:10:00	18.81
6/23/2015	2:20:00	18.78
6/23/2015	2:30:00	18.76
6/23/2015	2:40:00	18.74
6/23/2015	2:50:00	18.71
6/23/2015	3:00:00	18.69
6/23/2015	3:10:00	18.67
6/23/2015	3:20:00	18.64
6/23/2015	3:30:00	18.62
6/23/2015	3:40:00	18.61
6/23/2015	3:50:00	18.59
6/23/2015	4:00:00	18.58
6/23/2015	4:10:00	18.55
6/23/2015	4:20:00	18.53
6/23/2015	4:30:00	18.50
6/23/2015	4:40:00	18.48
6/23/2015	4:50:00	18.46
6/23/2015	5:00:00	18.44
6/23/2015	5:10:00	18.42
6/23/2015	5:20:00	18.40
6/23/2015	5:30:00	18.39
6/23/2015	5:40:00	18.37
6/23/2015	5:50:00	18.35
6/23/2015	6:00:00	18.34
6/23/2015	6:10:00	18.33
6/23/2015	6:20:00	18.32
6/23/2015	6:30:00	18.31
6/23/2015	6:40:00	18.30
6/23/2015	6:50:00	18.30
6/23/2015	7:00:00	18.30
6/23/2015	7:10:00	18.28
6/23/2015	7:20:00	18.29
6/23/2015	7:30:00	18.28
6/23/2015	7:40:00	18.30
6/23/2015	7:50:00	18.31
6/23/2015	8:00:00	18.31

6/23/2015	8:10:00	18.32
6/23/2015	8:20:00	18.33
6/23/2015	8:30:00	18.34
6/23/2015	8:40:00	18.36
6/23/2015	8:50:00	18.39
6/23/2015	9:00:00	18.41
6/23/2015	9:10:00	18.42
6/23/2015	9:20:00	18.46
6/23/2015	9:30:00	18.47
6/23/2015	9:40:00	18.50
6/23/2015	9:50:00	18.55
6/23/2015	10:00:00	18.59
6/23/2015	10:10:00	18.61
6/23/2015	10:20:00	18.66
6/23/2015	10:30:00	18.72
6/23/2015	10:40:00	18.79
6/23/2015	10:50:00	18.86
6/23/2015	11:00:00	18.92
6/23/2015	11:10:00	18.98
6/23/2015	11:20:00	19.03
6/23/2015	11:30:00	19.10
6/23/2015	11:40:00	19.19
6/23/2015	11:50:00	19.24
6/23/2015	12:00:00	19.32
6/23/2015	12:10:00	19.39
6/23/2015	12:20:00	19.51
6/23/2015	12:30:00	19.61
6/23/2015	12:40:00	19.73
6/23/2015	12:50:00	19.84
6/23/2015	13:00:00	19.93
6/23/2015	13:10:00	19.99
6/23/2015	13:20:00	20.01
6/23/2015	13:30:00	19.99
6/23/2015	13:40:00	19.99
6/23/2015	13:50:00	20.00
6/23/2015	14:00:00	20.00
6/23/2015	14:10:00	20.04
6/23/2015	14:20:00	20.15
6/23/2015	14:30:00	20.21
6/23/2015	14:40:00	20.19
6/23/2015	14:50:00	20.29
6/23/2015	15:00:00	20.38
6/23/2015	15:10:00	20.40
6/23/2015	15:20:00	20.37
6/23/2015	15:30:00	20.22
6/23/2015	15:40:00	19.62

6/23/2015	15:50:00	17.94
6/23/2015	16:00:00	17.54
6/23/2015	16:10:00	17.25
6/23/2015	16:20:00	16.98
6/23/2015	16:30:00	16.82
6/23/2015	16:40:00	16.70
6/23/2015	16:50:00	16.59
6/23/2015	17:00:00	16.47
6/23/2015	17:10:00	16.37
6/23/2015	17:20:00	16.38
6/23/2015	17:30:00	16.34
6/23/2015	17:40:00	16.28
6/23/2015	17:50:00	16.23
6/23/2015	18:00:00	16.16
6/23/2015	18:10:00	16.16
6/23/2015	18:20:00	16.16
6/23/2015	18:30:00	16.11
6/23/2015	18:40:00	16.08
6/23/2015	18:50:00	16.03
6/23/2015	19:00:00	15.98
6/23/2015	19:10:00	15.92
6/23/2015	19:20:00	15.90
6/23/2015	19:30:00	15.91
6/23/2015	19:40:00	15.90
6/23/2015	19:50:00	15.87
6/23/2015	20:00:00	15.86
6/23/2015	20:10:00	15.79
6/23/2015	20:20:00	15.75
6/23/2015	20:30:00	15.73
6/23/2015	20:40:00	15.74
6/23/2015	20:50:00	15.79
6/23/2015	21:00:00	15.80
6/23/2015	21:10:00	15.94
6/23/2015	21:20:00	16.63
6/23/2015	21:30:00	17.32
6/23/2015	21:40:00	17.78
6/23/2015	21:50:00	18.14
6/23/2015	22:00:00	18.41
6/23/2015	22:10:00	18.62
6/23/2015	22:20:00	18.77
6/23/2015	22:30:00	18.87
6/23/2015	22:40:00	18.95
6/23/2015	22:50:00	19.01
6/23/2015	23:00:00	19.04
6/23/2015	23:10:00	19.07
6/23/2015	23:20:00	19.08

6/23/2015	23:30:00	19.09
6/23/2015	23:40:00	19.10
6/23/2015	23:50:00	19.10
6/24/2015	0:00:00	19.10
6/24/2015	0:10:00	19.10
6/24/2015	0:20:00	19.10
6/24/2015	0:30:00	19.08
6/24/2015	0:40:00	19.07
6/24/2015	0:50:00	19.06
6/24/2015	1:00:00	19.05
6/24/2015	1:10:00	19.04
6/24/2015	1:20:00	19.01
6/24/2015	1:30:00	18.99
6/24/2015	1:40:00	18.97
6/24/2015	1:50:00	18.94
6/24/2015	2:00:00	18.92
6/24/2015	2:10:00	18.89
6/24/2015	2:20:00	18.86
6/24/2015	2:30:00	18.83
6/24/2015	2:40:00	18.80
6/24/2015	2:50:00	18.77
6/24/2015	3:00:00	18.74
6/24/2015	3:10:00	18.71
6/24/2015	3:20:00	18.68
6/24/2015	3:30:00	18.64
6/24/2015	3:40:00	18.61
6/24/2015	3:50:00	18.58
6/24/2015	4:00:00	18.56
6/24/2015	4:10:00	18.54
6/24/2015	4:20:00	18.51
6/24/2015	4:30:00	18.50
6/24/2015	4:40:00	18.47
6/24/2015	4:50:00	18.45
6/24/2015	5:00:00	18.42
6/24/2015	5:10:00	18.39
6/24/2015	5:20:00	18.36
6/24/2015	5:30:00	18.34
6/24/2015	5:40:00	18.31
6/24/2015	5:50:00	18.28
6/24/2015	6:00:00	18.25
6/24/2015	6:10:00	18.23
6/24/2015	6:20:00	18.20
6/24/2015	6:30:00	18.18
6/24/2015	6:40:00	18.15
6/24/2015	6:50:00	18.13
6/24/2015	7:00:00	18.11

6/24/2015	7:10:00	18.10
6/24/2015	7:20:00	18.08
6/24/2015	7:30:00	18.08
6/24/2015	7:40:00	18.07
6/24/2015	7:50:00	18.05
6/24/2015	8:00:00	18.04
6/24/2015	8:10:00	18.03
6/24/2015	8:20:00	18.03
6/24/2015	8:30:00	18.01
6/24/2015	8:40:00	17.98
6/24/2015	8:50:00	17.96
6/24/2015	9:00:00	17.97
6/24/2015	9:10:00	17.98
6/24/2015	9:20:00	18.00
6/24/2015	9:30:00	18.02
6/24/2015	9:40:00	18.03
6/24/2015	9:50:00	18.05
6/24/2015	10:00:00	18.04
6/24/2015	10:10:00	18.08
6/24/2015	10:20:00	18.15
6/24/2015	10:30:00	18.19
6/24/2015	10:40:00	18.22
6/24/2015	10:50:00	18.29
6/24/2015	11:00:00	18.39
6/24/2015	11:10:00	18.44
6/24/2015	11:20:00	18.50
6/24/2015	11:30:00	18.59
6/24/2015	11:40:00	18.66
6/24/2015	11:50:00	18.78
6/24/2015	12:00:00	18.85
6/24/2015	12:10:00	18.95
6/24/2015	12:20:00	19.04
6/24/2015	12:30:00	19.13
6/24/2015	12:40:00	19.18
6/24/2015	12:50:00	19.21
6/24/2015	13:00:00	19.29
6/24/2015	13:10:00	19.34
6/24/2015	13:20:00	19.41
6/24/2015	13:30:00	19.48
6/24/2015	13:40:00	19.59
6/24/2015	13:50:00	19.68
6/24/2015	14:00:00	19.77
6/24/2015	14:10:00	19.87
6/24/2015	14:20:00	20.01
6/24/2015	14:30:00	20.15
6/24/2015	14:40:00	20.22

6/24/2015	14:50:00	20.30
6/24/2015	15:00:00	20.38
6/24/2015	15:10:00	20.44
6/24/2015	15:20:00	20.46
6/24/2015	15:30:00	20.39
6/24/2015	15:40:00	19.56
6/24/2015	15:50:00	18.09
6/24/2015	16:00:00	17.94
6/24/2015	16:10:00	17.71
6/24/2015	16:20:00	17.58
6/24/2015	16:30:00	17.54
6/24/2015	16:40:00	17.50
6/24/2015	16:50:00	17.49
6/24/2015	17:00:00	17.47
6/24/2015	17:10:00	17.42
6/24/2015	17:20:00	17.35
6/24/2015	17:30:00	17.31
6/24/2015	17:40:00	17.28
6/24/2015	17:50:00	17.23
6/24/2015	18:00:00	17.17
6/24/2015	18:10:00	17.14
6/24/2015	18:20:00	17.10
6/24/2015	18:30:00	17.03
6/24/2015	18:40:00	16.95
6/24/2015	18:50:00	16.88
6/24/2015	19:00:00	16.81
6/24/2015	19:10:00	16.75
6/24/2015	19:20:00	16.65
6/24/2015	19:30:00	16.56
6/24/2015	19:40:00	16.47
6/24/2015	19:50:00	16.40
6/24/2015	20:00:00	16.33
6/24/2015	20:10:00	16.28
6/24/2015	20:20:00	16.23
6/24/2015	20:30:00	16.18
6/24/2015	20:40:00	16.13
6/24/2015	20:50:00	16.11
6/24/2015	21:00:00	16.07
6/24/2015	21:10:00	16.01
6/24/2015	21:20:00	15.97
6/24/2015	21:30:00	15.92
6/24/2015	21:40:00	15.88
6/24/2015	21:50:00	15.87
6/24/2015	22:00:00	15.88
6/24/2015	22:10:00	15.86
6/24/2015	22:20:00	16.14

6/24/2015	22:30:00	16.82
6/24/2015	22:40:00	17.34
6/24/2015	22:50:00	17.70
6/24/2015	23:00:00	18.02
6/24/2015	23:10:00	18.23
6/24/2015	23:20:00	18.41
6/24/2015	23:30:00	18.53
6/24/2015	23:40:00	18.63
6/24/2015	23:50:00	18.70
6/25/2015	0:00:00	18.75
6/25/2015	0:10:00	18.78
6/25/2015	0:20:00	18.80
6/25/2015	0:30:00	18.81
6/25/2015	0:40:00	18.81
6/25/2015	0:50:00	18.81
6/25/2015	1:00:00	18.81
6/25/2015	1:10:00	18.80
6/25/2015	1:20:00	18.79
6/25/2015	1:30:00	18.78
6/25/2015	1:40:00	18.76
6/25/2015	1:50:00	18.75
6/25/2015	2:00:00	18.72
6/25/2015	2:10:00	18.70
6/25/2015	2:20:00	18.68
6/25/2015	2:30:00	18.66
6/25/2015	2:40:00	18.63
6/25/2015	2:50:00	18.61
6/25/2015	3:00:00	18.58
6/25/2015	3:10:00	18.55
6/25/2015	3:20:00	18.53
6/25/2015	3:30:00	18.49
6/25/2015	3:40:00	18.48
6/25/2015	3:50:00	18.43
6/25/2015	4:00:00	18.40
6/25/2015	4:10:00	18.36
6/25/2015	4:20:00	18.33
6/25/2015	4:30:00	18.29
6/25/2015	4:40:00	18.26
6/25/2015	4:50:00	18.22
6/25/2015	5:00:00	18.18
6/25/2015	5:10:00	18.14
6/25/2015	5:20:00	18.10
6/25/2015	5:30:00	18.07
6/25/2015	5:40:00	18.04
6/25/2015	5:50:00	18.00
6/25/2015	6:00:00	17.96

6/25/2015	6:10:00	17.93
6/25/2015	6:20:00	17.90
6/25/2015	6:30:00	17.87
6/25/2015	6:40:00	17.84
6/25/2015	6:50:00	17.81
6/25/2015	7:00:00	17.79
6/25/2015	7:10:00	17.77
6/25/2015	7:20:00	17.75
6/25/2015	7:30:00	17.73
6/25/2015	7:40:00	17.72
6/25/2015	7:50:00	17.71
6/25/2015	8:00:00	17.71
6/25/2015	8:10:00	17.70
6/25/2015	8:20:00	17.69
6/25/2015	8:30:00	17.67
6/25/2015	8:40:00	17.66
6/25/2015	8:50:00	17.66
6/25/2015	9:00:00	17.64
6/25/2015	9:10:00	17.63
6/25/2015	9:20:00	17.62
6/25/2015	9:30:00	17.61
6/25/2015	9:40:00	17.61
6/25/2015	9:50:00	17.61
6/25/2015	10:00:00	17.61
6/25/2015	10:10:00	17.61
6/25/2015	10:20:00	17.62
6/25/2015	10:30:00	17.62
6/25/2015	10:40:00	17.61
6/25/2015	10:50:00	17.61
6/25/2015	11:00:00	17.61
6/25/2015	11:10:00	17.60
6/25/2015	11:20:00	17.61
6/25/2015	11:30:00	17.61
6/25/2015	11:40:00	17.63
6/25/2015	11:50:00	17.66
6/25/2015	12:00:00	17.69
6/25/2015	12:10:00	17.76
6/25/2015	12:20:00	17.84
6/25/2015	12:30:00	17.87
6/25/2015	12:40:00	17.89
6/25/2015	12:50:00	17.94
6/25/2015	13:00:00	17.98
6/25/2015	13:10:00	18.02
6/25/2015	13:20:00	18.04
6/25/2015	13:30:00	18.07
6/25/2015	13:40:00	18.06

6/25/2015	13:50:00	17.42
6/25/2015	14:00:00	15.97
6/25/2015	14:10:00	15.95
6/25/2015	14:20:00	15.80
6/25/2015	14:30:00	15.67
6/25/2015	14:40:00	15.60
6/25/2015	14:50:00	15.57
6/25/2015	15:00:00	15.53
6/25/2015	15:10:00	15.51
6/25/2015	15:20:00	15.50
6/25/2015	15:30:00	15.49
6/25/2015	15:40:00	15.47
6/25/2015	15:50:00	15.44
6/25/2015	16:00:00	15.42
6/25/2015	16:10:00	15.42
6/25/2015	16:20:00	15.39
6/25/2015	16:30:00	15.41
6/25/2015	16:40:00	15.45
6/25/2015	16:50:00	15.44
6/25/2015	17:00:00	15.45
6/25/2015	17:10:00	15.45
6/25/2015	17:20:00	15.46
6/25/2015	17:30:00	15.46
6/25/2015	17:40:00	15.46
6/25/2015	17:50:00	15.46
6/25/2015	18:00:00	15.46
6/25/2015	18:10:00	15.44
6/25/2015	18:20:00	15.42
6/25/2015	18:30:00	15.43
6/25/2015	18:40:00	15.40
6/25/2015	18:50:00	15.39
6/25/2015	19:00:00	15.38
6/25/2015	19:10:00	15.36
6/25/2015	19:20:00	15.33
6/25/2015	19:30:00	15.31
6/25/2015	19:40:00	15.30
6/25/2015	19:50:00	15.27
6/25/2015	20:00:00	15.25
6/25/2015	20:10:00	15.24
6/25/2015	20:20:00	15.23
6/25/2015	20:30:00	15.21
6/25/2015	20:40:00	15.20
6/25/2015	20:50:00	15.19
6/25/2015	21:00:00	15.18
6/25/2015	21:10:00	15.19
6/25/2015	21:20:00	15.20

6/25/2015	21:30:00	15.21
6/25/2015	21:40:00	15.22
6/25/2015	21:50:00	15.23
6/25/2015	22:00:00	15.25
6/25/2015	22:10:00	15.24
6/25/2015	22:20:00	15.22
6/25/2015	22:30:00	15.22
6/25/2015	22:40:00	15.22
6/25/2015	22:50:00	15.22
6/25/2015	23:00:00	15.23
6/25/2015	23:10:00	15.24
6/25/2015	23:20:00	15.25
6/25/2015	23:30:00	15.25
6/25/2015	23:40:00	15.22
6/25/2015	23:50:00	15.21
6/26/2015	0:00:00	15.19
6/26/2015	0:10:00	15.18
6/26/2015	0:20:00	15.17
6/26/2015	0:30:00	15.19
6/26/2015	0:40:00	15.20
6/26/2015	0:50:00	15.22
6/26/2015	1:00:00	15.22
6/26/2015	1:10:00	15.24
6/26/2015	1:20:00	15.26
6/26/2015	1:30:00	15.27
6/26/2015	1:40:00	15.29
6/26/2015	1:50:00	15.32
6/26/2015	2:00:00	15.33
6/26/2015	2:10:00	15.36
6/26/2015	2:20:00	15.37
6/26/2015	2:30:00	15.36
6/26/2015	2:40:00	15.36
6/26/2015	2:50:00	15.38
6/26/2015	3:00:00	15.38
6/26/2015	3:10:00	15.39
6/26/2015	3:20:00	15.41
6/26/2015	3:30:00	15.41
6/26/2015	3:40:00	15.42
6/26/2015	3:50:00	15.42
6/26/2015	4:00:00	15.42
6/26/2015	4:10:00	15.42
6/26/2015	4:20:00	15.41
6/26/2015	4:30:00	15.41
6/26/2015	4:40:00	15.41
6/26/2015	4:50:00	15.41
6/26/2015	5:00:00	15.41

6/26/2015	5:10:00	15.41
6/26/2015	5:20:00	15.40
6/26/2015	5:30:00	15.38
6/26/2015	5:40:00	15.37
6/26/2015	5:50:00	15.35
6/26/2015	6:00:00	15.35
6/26/2015	6:10:00	15.35
6/26/2015	6:20:00	15.34
6/26/2015	6:30:00	15.33
6/26/2015	6:40:00	15.32
6/26/2015	6:50:00	15.30
6/26/2015	7:00:00	15.29
6/26/2015	7:10:00	15.28
6/26/2015	7:20:00	15.27
6/26/2015	7:30:00	15.26
6/26/2015	7:40:00	15.24
6/26/2015	7:50:00	15.24
6/26/2015	8:00:00	15.23
6/26/2015	8:10:00	15.22
6/26/2015	8:20:00	15.22
6/26/2015	8:30:00	15.24
6/26/2015	8:40:00	15.26
6/26/2015	8:50:00	15.28
6/26/2015	9:00:00	15.28
6/26/2015	9:10:00	15.29
6/26/2015	9:20:00	15.34
6/26/2015	9:30:00	15.39
6/26/2015	9:40:00	15.41
6/26/2015	9:50:00	15.40
6/26/2015	10:00:00	15.41
6/26/2015	10:10:00	15.44
6/26/2015	10:20:00	15.47
6/26/2015	10:30:00	15.48
6/26/2015	10:40:00	15.49
6/26/2015	10:50:00	15.51
6/26/2015	11:00:00	15.56
6/26/2015	11:10:00	15.59
6/26/2015	11:20:00	15.59
6/26/2015	11:30:00	15.58
6/26/2015	11:40:00	15.58
6/26/2015	11:50:00	15.65
6/26/2015	12:00:00	15.75
6/26/2015	12:10:00	15.78
6/26/2015	12:20:00	15.87
6/26/2015	12:30:00	15.94
6/26/2015	12:40:00	16.07

6/26/2015	12:50:00	16.17
6/26/2015	13:00:00	16.17
6/26/2015	13:10:00	16.25
6/26/2015	13:20:00	16.43
6/26/2015	13:30:00	16.61
6/26/2015	13:40:00	16.61
6/26/2015	13:50:00	16.46
6/26/2015	14:00:00	16.34
6/26/2015	14:10:00	16.29
6/26/2015	14:20:00	16.23
6/26/2015	14:30:00	16.26
6/26/2015	14:40:00	16.20
6/26/2015	14:50:00	16.10
6/26/2015	15:00:00	16.17
6/26/2015	15:10:00	16.15
6/26/2015	15:20:00	16.20
6/26/2015	15:30:00	16.32
6/26/2015	15:40:00	16.32
6/26/2015	15:50:00	16.26
6/26/2015	16:00:00	16.09
6/26/2015	16:10:00	15.67
6/26/2015	16:20:00	15.72
6/26/2015	16:30:00	15.83
6/26/2015	16:40:00	15.95
6/26/2015	16:50:00	16.02
6/26/2015	17:00:00	16.00
6/26/2015	17:10:00	15.97
6/26/2015	17:20:00	15.91
6/26/2015	17:30:00	15.88
6/26/2015	17:40:00	15.84
6/26/2015	17:50:00	15.76
6/26/2015	18:00:00	15.70
6/26/2015	18:10:00	15.64
6/26/2015	18:20:00	15.60
6/26/2015	18:30:00	15.58
6/26/2015	18:40:00	15.55
6/26/2015	18:50:00	15.55
6/26/2015	19:00:00	15.53
6/26/2015	19:10:00	15.49
6/26/2015	19:20:00	15.46
6/26/2015	19:30:00	15.44
6/26/2015	19:40:00	15.40
6/26/2015	19:50:00	15.37
6/26/2015	20:00:00	15.33
6/26/2015	20:10:00	15.29
6/26/2015	20:20:00	15.27

6/26/2015	20:30:00	15.25
6/26/2015	20:40:00	15.24
6/26/2015	20:50:00	15.24
6/26/2015	21:00:00	15.23
6/26/2015	21:10:00	15.22
6/26/2015	21:20:00	15.21
6/26/2015	21:30:00	15.22
6/26/2015	21:40:00	15.23
6/26/2015	21:50:00	15.24
6/26/2015	22:00:00	15.25
6/26/2015	22:10:00	15.27
6/26/2015	22:20:00	15.31
6/26/2015	22:30:00	15.52
6/26/2015	22:40:00	15.62
6/26/2015	22:50:00	15.63
6/26/2015	23:00:00	15.47
6/26/2015	23:10:00	15.31
6/26/2015	23:20:00	15.19
6/26/2015	23:30:00	15.07
6/26/2015	23:40:00	14.99
6/26/2015	23:50:00	14.91
6/27/2015	0:00:00	14.86
6/27/2015	0:10:00	14.81
6/27/2015	0:20:00	14.77
6/27/2015	0:30:00	14.75
6/27/2015	0:40:00	14.74
6/27/2015	0:50:00	14.74
6/27/2015	1:00:00	14.70
6/27/2015	1:10:00	14.70
6/27/2015	1:20:00	14.68
6/27/2015	1:30:00	14.67
6/27/2015	1:40:00	14.68
6/27/2015	1:50:00	14.65
6/27/2015	2:00:00	14.64
6/27/2015	2:10:00	14.67
6/27/2015	2:20:00	14.66
6/27/2015	2:30:00	14.67
6/27/2015	2:40:00	14.67
6/27/2015	2:50:00	14.66
6/27/2015	3:00:00	14.65
6/27/2015	3:10:00	14.64
6/27/2015	3:20:00	14.65
6/27/2015	3:30:00	14.65
6/27/2015	3:40:00	14.64
6/27/2015	3:50:00	14.66
6/27/2015	4:00:00	14.66

6/27/2015	4:10:00	14.66
6/27/2015	4:20:00	14.65
6/27/2015	4:30:00	14.66
6/27/2015	4:40:00	14.67
6/27/2015	4:50:00	14.67
6/27/2015	5:00:00	14.69
6/27/2015	5:10:00	14.69
6/27/2015	5:20:00	14.71
6/27/2015	5:30:00	14.69
6/27/2015	5:40:00	14.69
6/27/2015	5:50:00	14.70
6/27/2015	6:00:00	14.71
6/27/2015	6:10:00	14.72
6/27/2015	6:20:00	14.72
6/27/2015	6:30:00	14.73
6/27/2015	6:40:00	14.73
6/27/2015	6:50:00	14.73
6/27/2015	7:00:00	14.73
6/27/2015	7:10:00	14.74
6/27/2015	7:20:00	14.73
6/27/2015	7:30:00	14.75
6/27/2015	7:40:00	14.75
6/27/2015	7:50:00	14.75
6/27/2015	8:00:00	14.77
6/27/2015	8:10:00	14.77
6/27/2015	8:20:00	14.75
6/27/2015	8:30:00	14.76
6/27/2015	8:40:00	14.76
6/27/2015	8:50:00	14.78
6/27/2015	9:00:00	14.76
6/27/2015	9:10:00	14.76
6/27/2015	9:20:00	14.74
6/27/2015	9:30:00	14.75
6/27/2015	9:40:00	14.76
6/27/2015	9:50:00	14.76
6/27/2015	10:00:00	14.76
6/27/2015	10:10:00	14.78
6/27/2015	10:20:00	14.78
6/27/2015	10:30:00	14.83
6/27/2015	10:40:00	14.86
6/27/2015	10:50:00	14.88
6/27/2015	11:00:00	14.91
6/27/2015	11:10:00	14.92
6/27/2015	11:20:00	14.95
6/27/2015	11:30:00	14.96
6/27/2015	11:40:00	15.00

6/27/2015	11:50:00	15.00
6/27/2015	12:00:00	15.03
6/27/2015	12:10:00	15.08
6/27/2015	12:20:00	15.11
6/27/2015	12:30:00	15.12
6/27/2015	12:40:00	15.12
6/27/2015	12:50:00	15.15
6/27/2015	13:00:00	15.20
6/27/2015	13:10:00	15.22
6/27/2015	13:20:00	15.29
6/27/2015	13:30:00	15.30
6/27/2015	13:40:00	15.32
6/27/2015	13:50:00	15.33
6/27/2015	14:00:00	15.33
6/27/2015	14:10:00	15.33
6/27/2015	14:20:00	15.39
6/27/2015	14:30:00	15.42
6/27/2015	14:40:00	15.43
6/27/2015	14:50:00	15.42
6/27/2015	15:00:00	15.42
6/27/2015	15:10:00	15.41
6/27/2015	15:20:00	15.44
6/27/2015	15:30:00	15.49
6/27/2015	15:40:00	15.51
6/27/2015	15:50:00	15.30
6/27/2015	16:00:00	15.41
6/27/2015	16:10:00	15.86
6/27/2015	16:20:00	16.11
6/27/2015	16:30:00	16.27
6/27/2015	16:40:00	16.43
6/27/2015	16:50:00	16.51
6/27/2015	17:00:00	16.55
6/27/2015	17:10:00	16.54
6/27/2015	17:20:00	16.52
6/27/2015	17:30:00	16.53
6/27/2015	17:40:00	16.52
6/27/2015	17:50:00	16.54
6/27/2015	18:00:00	16.55
6/27/2015	18:10:00	16.55
6/27/2015	18:20:00	16.57
6/27/2015	18:30:00	16.56
6/27/2015	18:40:00	16.58
6/27/2015	18:50:00	16.60
6/27/2015	19:00:00	16.62
6/27/2015	19:10:00	16.65
6/27/2015	19:20:00	16.67

6/27/2015	19:30:00	16.68
6/27/2015	19:40:00	16.72
6/27/2015	19:50:00	16.75
6/27/2015	20:00:00	16.76
6/27/2015	20:10:00	16.78
6/27/2015	20:20:00	16.78
6/27/2015	20:30:00	16.79
6/27/2015	20:40:00	16.77
6/27/2015	20:50:00	16.74
6/27/2015	21:00:00	16.71
6/27/2015	21:10:00	16.68
6/27/2015	21:20:00	16.66
6/27/2015	21:30:00	16.64
6/27/2015	21:40:00	16.61
6/27/2015	21:50:00	16.69
6/27/2015	22:00:00	16.83
6/27/2015	22:10:00	16.91
6/27/2015	22:20:00	16.96
6/27/2015	22:30:00	16.99
6/27/2015	22:40:00	17.00
6/27/2015	22:50:00	17.01
6/27/2015	23:00:00	17.01
6/27/2015	23:10:00	17.02
6/27/2015	23:20:00	17.03
6/27/2015	23:30:00	17.04
6/27/2015	23:40:00	17.03
6/27/2015	23:50:00	17.01
6/28/2015	0:00:00	17.00
6/28/2015	0:10:00	16.99
6/28/2015	0:20:00	16.97
6/28/2015	0:30:00	16.96
6/28/2015	0:40:00	16.94
6/28/2015	0:50:00	16.92
6/28/2015	1:00:00	16.89
6/28/2015	1:10:00	16.87
6/28/2015	1:20:00	16.86
6/28/2015	1:30:00	16.85
6/28/2015	1:40:00	16.82
6/28/2015	1:50:00	16.81
6/28/2015	2:00:00	16.79
6/28/2015	2:10:00	16.78
6/28/2015	2:20:00	16.77
6/28/2015	2:30:00	16.77
6/28/2015	2:40:00	16.75
6/28/2015	2:50:00	16.74
6/28/2015	3:00:00	16.72

6/28/2015	3:10:00	16.71
6/28/2015	3:20:00	16.69
6/28/2015	3:30:00	16.67
6/28/2015	3:40:00	16.67
6/28/2015	3:50:00	16.65
6/28/2015	4:00:00	16.62
6/28/2015	4:10:00	16.62
6/28/2015	4:20:00	16.61
6/28/2015	4:30:00	16.59
6/28/2015	4:40:00	16.58
6/28/2015	4:50:00	16.57
6/28/2015	5:00:00	16.56
6/28/2015	5:10:00	16.55
6/28/2015	5:20:00	16.54
6/28/2015	5:30:00	16.53
6/28/2015	5:40:00	16.53
6/28/2015	5:50:00	16.52
6/28/2015	6:00:00	16.50
6/28/2015	6:10:00	16.48
6/28/2015	6:20:00	16.47
6/28/2015	6:30:00	16.48
6/28/2015	6:40:00	16.46
6/28/2015	6:50:00	16.46
6/28/2015	7:00:00	16.46
6/28/2015	7:10:00	16.44
6/28/2015	7:20:00	16.43
6/28/2015	7:30:00	16.44
6/28/2015	7:40:00	16.44
6/28/2015	7:50:00	16.43
6/28/2015	8:00:00	16.43
6/28/2015	8:10:00	16.43
6/28/2015	8:20:00	16.42
6/28/2015	8:30:00	16.42
6/28/2015	8:40:00	16.41
6/28/2015	8:50:00	16.42
6/28/2015	9:00:00	16.41
6/28/2015	9:10:00	16.40
6/28/2015	9:20:00	16.40
6/28/2015	9:30:00	16.40
6/28/2015	9:40:00	16.39
6/28/2015	9:50:00	16.38
6/28/2015	10:00:00	16.38
6/28/2015	10:10:00	16.38
6/28/2015	10:20:00	16.37
6/28/2015	10:30:00	16.37
6/28/2015	10:40:00	16.36

6/28/2015	10:50:00	16.36
6/28/2015	11:00:00	16.36
6/28/2015	11:10:00	16.36
6/28/2015	11:20:00	16.36
6/28/2015	11:30:00	16.36
6/28/2015	11:40:00	16.36
6/28/2015	11:50:00	16.37
6/28/2015	12:00:00	16.38
6/28/2015	12:10:00	16.39
6/28/2015	12:20:00	16.06
6/28/2015	12:30:00	15.34
6/28/2015	12:40:00	15.38
6/28/2015	12:50:00	15.35
6/28/2015	13:00:00	15.34
6/28/2015	13:10:00	15.35
6/28/2015	13:20:00	15.35
6/28/2015	13:30:00	15.36
6/28/2015	13:40:00	15.36
6/28/2015	13:50:00	15.35
6/28/2015	14:00:00	15.33
6/28/2015	14:10:00	15.30
6/28/2015	14:20:00	15.28
6/28/2015	14:30:00	15.26
6/28/2015	14:40:00	15.25
6/28/2015	14:50:00	15.24
6/28/2015	15:00:00	15.22
6/28/2015	15:10:00	15.21
6/28/2015	15:20:00	15.18
6/28/2015	15:30:00	15.15
6/28/2015	15:40:00	15.12
6/28/2015	15:50:00	15.10
6/28/2015	16:00:00	15.07
6/28/2015	16:10:00	15.06
6/28/2015	16:20:00	15.04
6/28/2015	16:30:00	15.04
6/28/2015	16:40:00	15.04
6/28/2015	16:50:00	15.03
6/28/2015	17:00:00	15.02
6/28/2015	17:10:00	15.01
6/28/2015	17:20:00	15.00
6/28/2015	17:30:00	15.00
6/28/2015	17:40:00	14.99
6/28/2015	17:50:00	15.00
6/28/2015	18:00:00	14.99
6/28/2015	18:10:00	14.98
6/28/2015	18:20:00	14.96

6/28/2015	18:30:00	14.94
6/28/2015	18:40:00	14.92
6/28/2015	18:50:00	14.90
6/28/2015	19:00:00	14.91
6/28/2015	19:10:00	14.90
6/28/2015	19:20:00	14.89
6/28/2015	19:30:00	14.88
6/28/2015	19:40:00	14.87
6/28/2015	19:50:00	14.84
6/28/2015	20:00:00	14.83
6/28/2015	20:10:00	14.81
6/28/2015	20:20:00	14.79
6/28/2015	20:30:00	14.78
6/28/2015	20:40:00	14.76
6/28/2015	20:50:00	14.73
6/28/2015	21:00:00	14.71
6/28/2015	21:10:00	14.67
6/28/2015	21:20:00	14.66
6/28/2015	21:30:00	14.64
6/28/2015	21:40:00	14.68
6/28/2015	21:50:00	14.93
6/28/2015	22:00:00	15.10
6/28/2015	22:10:00	15.22
6/28/2015	22:20:00	15.30
6/28/2015	22:30:00	15.34
6/28/2015	22:40:00	15.37
6/28/2015	22:50:00	15.38
6/28/2015	23:00:00	15.39
6/28/2015	23:10:00	15.38
6/28/2015	23:20:00	15.38
6/28/2015	23:30:00	15.36
6/28/2015	23:40:00	15.34
6/28/2015	23:50:00	15.32
6/29/2015	0:00:00	15.30
6/29/2015	0:10:00	15.29
6/29/2015	0:20:00	15.27
6/29/2015	0:30:00	15.25
6/29/2015	0:40:00	15.22
6/29/2015	0:50:00	15.20
6/29/2015	1:00:00	15.18
6/29/2015	1:10:00	15.15
6/29/2015	1:20:00	15.12
6/29/2015	1:30:00	15.10
6/29/2015	1:40:00	15.08
6/29/2015	1:50:00	15.05
6/29/2015	2:00:00	15.03

6/29/2015	2:10:00	15.00
6/29/2015	2:20:00	14.99
6/29/2015	2:30:00	14.96
6/29/2015	2:40:00	14.94
6/29/2015	2:50:00	14.91
6/29/2015	3:00:00	14.88
6/29/2015	3:10:00	14.86
6/29/2015	3:20:00	14.84
6/29/2015	3:30:00	14.81
6/29/2015	3:40:00	14.79
6/29/2015	3:50:00	14.77
6/29/2015	4:00:00	14.74
6/29/2015	4:10:00	14.72
6/29/2015	4:20:00	14.69
6/29/2015	4:30:00	14.67
6/29/2015	4:40:00	14.64
6/29/2015	4:50:00	14.62
6/29/2015	5:00:00	14.61
6/29/2015	5:10:00	14.57
6/29/2015	5:20:00	14.54
6/29/2015	5:30:00	14.52
6/29/2015	5:40:00	14.49
6/29/2015	5:50:00	14.46
6/29/2015	6:00:00	14.45
6/29/2015	6:10:00	14.42
6/29/2015	6:20:00	14.38
6/29/2015	6:30:00	14.36
6/29/2015	6:40:00	14.33
6/29/2015	6:50:00	14.31
6/29/2015	7:00:00	14.28
6/29/2015	7:10:00	14.26
6/29/2015	7:20:00	14.24
6/29/2015	7:30:00	14.23
6/29/2015	7:40:00	14.21
6/29/2015	7:50:00	14.19
6/29/2015	8:00:00	14.19
6/29/2015	8:10:00	14.19
6/29/2015	8:20:00	14.19
6/29/2015	8:30:00	14.20
6/29/2015	8:40:00	14.20
6/29/2015	8:50:00	14.23
6/29/2015	9:00:00	14.25
6/29/2015	9:10:00	14.27
6/29/2015	9:20:00	14.29
6/29/2015	9:30:00	14.32
6/29/2015	9:40:00	14.37

6/29/2015	9:50:00	14.40
6/29/2015	10:00:00	14.45
6/29/2015	10:10:00	14.49
6/29/2015	10:20:00	14.54
6/29/2015	10:30:00	14.59
6/29/2015	10:40:00	14.65
6/29/2015	10:50:00	14.71
6/29/2015	11:00:00	14.74
6/29/2015	11:10:00	14.79
6/29/2015	11:20:00	14.89
6/29/2015	11:30:00	15.00
6/29/2015	11:40:00	15.16
6/29/2015	11:50:00	15.16
6/29/2015	12:00:00	15.26
6/29/2015	12:10:00	15.45
6/29/2015	12:20:00	15.48
6/29/2015	12:30:00	15.67
6/29/2015	12:40:00	15.85
6/29/2015	12:50:00	16.03
6/29/2015	13:00:00	16.13
6/29/2015	13:10:00	16.26
6/29/2015	13:20:00	16.29
6/29/2015	13:30:00	16.41
6/29/2015	13:40:00	16.48
6/29/2015	13:50:00	16.49
6/29/2015	14:00:00	16.64
6/29/2015	14:10:00	16.60
6/29/2015	14:20:00	16.60
6/29/2015	14:30:00	16.69
6/29/2015	14:40:00	16.85
6/29/2015	14:50:00	16.92
6/29/2015	15:00:00	17.14
6/29/2015	15:10:00	17.21
6/29/2015	15:20:00	17.11
6/29/2015	15:30:00	17.06
6/29/2015	15:40:00	16.12
6/29/2015	15:50:00	15.73
6/29/2015	16:00:00	15.87
6/29/2015	16:10:00	15.81
6/29/2015	16:20:00	15.76
6/29/2015	16:30:00	15.71
6/29/2015	16:40:00	15.69
6/29/2015	16:50:00	15.68
6/29/2015	17:00:00	15.63
6/29/2015	17:10:00	15.60
6/29/2015	17:20:00	15.57

6/29/2015	17:30:00	15.53
6/29/2015	17:40:00	15.51
6/29/2015	17:50:00	15.52
6/29/2015	18:00:00	15.50
6/29/2015	18:10:00	15.49
6/29/2015	18:20:00	15.50
6/29/2015	18:30:00	15.50
6/29/2015	18:40:00	15.52
6/29/2015	18:50:00	15.53
6/29/2015	19:00:00	15.56
6/29/2015	19:10:00	15.58
6/29/2015	19:20:00	15.60
6/29/2015	19:30:00	15.60
6/29/2015	19:40:00	15.61
6/29/2015	19:50:00	15.60
6/29/2015	20:00:00	15.59
6/29/2015	20:10:00	15.59
6/29/2015	20:20:00	15.58
6/29/2015	20:30:00	15.56
6/29/2015	20:40:00	15.54
6/29/2015	20:50:00	15.52
6/29/2015	21:00:00	15.49
6/29/2015	21:10:00	15.45
6/29/2015	21:20:00	15.42
6/29/2015	21:30:00	15.40
6/29/2015	21:40:00	15.39
6/29/2015	21:50:00	15.39
6/29/2015	22:00:00	15.42
6/29/2015	22:10:00	15.66
6/29/2015	22:20:00	15.88
6/29/2015	22:30:00	16.02
6/29/2015	22:40:00	16.12
6/29/2015	22:50:00	16.19
6/29/2015	23:00:00	16.25
6/29/2015	23:10:00	16.29
6/29/2015	23:20:00	16.32
6/29/2015	23:30:00	16.34
6/29/2015	23:40:00	16.35
6/29/2015	23:50:00	16.36
6/30/2015	0:00:00	16.36
6/30/2015	0:10:00	16.36
6/30/2015	0:20:00	16.35
6/30/2015	0:30:00	16.35
6/30/2015	0:40:00	16.33
6/30/2015	0:50:00	16.33
6/30/2015	1:00:00	16.32

6/30/2015	1:10:00	16.30
6/30/2015	1:20:00	16.29
6/30/2015	1:30:00	16.26
6/30/2015	1:40:00	16.26
6/30/2015	1:50:00	16.24
6/30/2015	2:00:00	16.23
6/30/2015	2:10:00	16.21
6/30/2015	2:20:00	16.19
6/30/2015	2:30:00	16.18
6/30/2015	2:40:00	16.17
6/30/2015	2:50:00	16.14
6/30/2015	3:00:00	16.13
6/30/2015	3:10:00	16.12
6/30/2015	3:20:00	16.10
6/30/2015	3:30:00	16.08
6/30/2015	3:40:00	16.07
6/30/2015	3:50:00	16.05
6/30/2015	4:00:00	16.03
6/30/2015	4:10:00	16.02
6/30/2015	4:20:00	16.01
6/30/2015	4:30:00	16.00
6/30/2015	4:40:00	15.99
6/30/2015	4:50:00	15.98
6/30/2015	5:00:00	15.97
6/30/2015	5:10:00	15.96
6/30/2015	5:20:00	15.94
6/30/2015	5:30:00	15.94
6/30/2015	5:40:00	15.92
6/30/2015	5:50:00	15.91
6/30/2015	6:00:00	15.89
6/30/2015	6:10:00	15.89
6/30/2015	6:20:00	15.87
6/30/2015	6:30:00	15.87
6/30/2015	6:40:00	15.85
6/30/2015	6:50:00	15.84
6/30/2015	7:00:00	15.84
6/30/2015	7:10:00	15.84
6/30/2015	7:20:00	15.84
6/30/2015	7:30:00	15.84
6/30/2015	7:40:00	15.84
6/30/2015	7:50:00	15.85
6/30/2015	8:00:00	15.86
6/30/2015	8:10:00	15.88
6/30/2015	8:20:00	15.90
6/30/2015	8:30:00	15.92
6/30/2015	8:40:00	15.94

6/30/2015	8:50:00	15.96
6/30/2015	9:00:00	15.98
6/30/2015	9:10:00	16.01
6/30/2015	9:20:00	16.04
6/30/2015	9:30:00	16.07
6/30/2015	9:40:00	16.10
6/30/2015	9:50:00	16.16
6/30/2015	10:00:00	16.20
6/30/2015	10:10:00	16.22
6/30/2015	10:20:00	16.23
6/30/2015	10:30:00	16.25
6/30/2015	10:40:00	16.28
6/30/2015	10:50:00	16.38
6/30/2015	11:00:00	16.43
6/30/2015	11:10:00	16.50
6/30/2015	11:20:00	16.60
6/30/2015	11:30:00	16.66
6/30/2015	11:40:00	16.76
6/30/2015	11:50:00	16.87
6/30/2015	12:00:00	16.98
6/30/2015	12:10:00	17.06
6/30/2015	12:20:00	17.11
6/30/2015	12:30:00	17.23
6/30/2015	12:40:00	17.32
6/30/2015	12:50:00	17.36
6/30/2015	13:00:00	17.42
6/30/2015	13:10:00	17.51
6/30/2015	13:20:00	17.64
6/30/2015	13:30:00	17.77
6/30/2015	13:40:00	17.89
6/30/2015	13:50:00	17.99
6/30/2015	14:00:00	18.04
6/30/2015	14:10:00	18.12
6/30/2015	14:20:00	18.18
6/30/2015	14:30:00	18.26
6/30/2015	14:40:00	18.37
6/30/2015	14:50:00	18.45
6/30/2015	15:00:00	18.53
6/30/2015	15:10:00	18.59
6/30/2015	15:20:00	18.59
6/30/2015	15:30:00	18.45
6/30/2015	15:40:00	18.16
6/30/2015	15:50:00	16.80
6/30/2015	16:00:00	16.65
6/30/2015	16:10:00	16.75
6/30/2015	16:20:00	16.74

6/30/2015	16:30:00	16.74
6/30/2015	16:40:00	16.75
6/30/2015	16:50:00	16.78
6/30/2015	17:00:00	16.80
6/30/2015	17:10:00	16.78
6/30/2015	17:20:00	16.77
6/30/2015	17:30:00	16.74
6/30/2015	17:40:00	16.66
6/30/2015	17:50:00	16.60
6/30/2015	18:00:00	16.54
6/30/2015	18:10:00	16.48
6/30/2015	18:20:00	16.44
6/30/2015	18:30:00	16.39
6/30/2015	18:40:00	16.32
6/30/2015	18:50:00	16.28
6/30/2015	19:00:00	16.25
6/30/2015	19:10:00	16.20
6/30/2015	19:20:00	16.16
6/30/2015	19:30:00	16.11
6/30/2015	19:40:00	16.06
6/30/2015	19:50:00	16.01
6/30/2015	20:00:00	16.00
6/30/2015	20:10:00	15.97
6/30/2015	20:20:00	15.93
6/30/2015	20:30:00	15.92
6/30/2015	20:40:00	15.88
6/30/2015	20:50:00	15.84
6/30/2015	21:00:00	15.80
6/30/2015	21:10:00	15.76
6/30/2015	21:20:00	15.72
6/30/2015	21:30:00	15.68
6/30/2015	21:40:00	15.64
6/30/2015	21:50:00	15.57
6/30/2015	22:00:00	15.54
6/30/2015	22:10:00	15.52
6/30/2015	22:20:00	15.50
6/30/2015	22:30:00	15.50
6/30/2015	22:40:00	15.50
6/30/2015	22:50:00	15.65
6/30/2015	23:00:00	16.08
6/30/2015	23:10:00	16.42
6/30/2015	23:20:00	16.63
6/30/2015	23:30:00	16.83
6/30/2015	23:40:00	16.95
6/30/2015	23:50:00	17.03
7/1/2015	0:00:00	17.10

Sangrun

6/30/2015	23:50:00	17.03
7/1/2015	0:00:00	17.10
7/1/2015	0:10:00	17.14
7/1/2015	0:20:00	17.16
7/1/2015	0:30:00	17.17
7/1/2015	0:40:00	17.18
7/1/2015	0:50:00	17.18
7/1/2015	1:00:00	17.17
7/1/2015	1:10:00	17.17
7/1/2015	1:20:00	17.16
7/1/2015	1:30:00	17.15
7/1/2015	1:40:00	17.14
7/1/2015	1:50:00	17.12
7/1/2015	2:00:00	17.11
7/1/2015	2:10:00	17.09
7/1/2015	2:20:00	17.09
7/1/2015	2:30:00	17.07
7/1/2015	2:40:00	17.06
7/1/2015	2:50:00	17.04
7/1/2015	3:00:00	17.03
7/1/2015	3:10:00	17.01
7/1/2015	3:20:00	16.99
7/1/2015	3:30:00	16.96
7/1/2015	3:40:00	16.94
7/1/2015	3:50:00	16.93
7/1/2015	4:00:00	16.91
7/1/2015	4:10:00	16.88
7/1/2015	4:20:00	16.86
7/1/2015	4:30:00	16.83
7/1/2015	4:40:00	16.81
7/1/2015	4:50:00	16.78
7/1/2015	5:00:00	16.76
7/1/2015	5:10:00	16.74
7/1/2015	5:20:00	16.73
7/1/2015	5:30:00	16.71
7/1/2015	5:40:00	16.69
7/1/2015	5:50:00	16.67
7/1/2015	6:00:00	16.65
7/1/2015	6:10:00	16.63
7/1/2015	6:20:00	16.63
7/1/2015	6:30:00	16.61
7/1/2015	6:40:00	16.60
7/1/2015	6:50:00	16.58

7/1/2015	7:00:00	16.58
7/1/2015	7:10:00	16.57
7/1/2015	7:20:00	16.56
7/1/2015	7:30:00	16.55
7/1/2015	7:40:00	16.55
7/1/2015	7:50:00	16.55
7/1/2015	8:00:00	16.56
7/1/2015	8:10:00	16.56
7/1/2015	8:20:00	16.55
7/1/2015	8:30:00	16.56
7/1/2015	8:40:00	16.55
7/1/2015	8:50:00	16.56
7/1/2015	9:00:00	16.58
7/1/2015	9:10:00	16.58
7/1/2015	9:20:00	16.60
7/1/2015	9:30:00	16.63
7/1/2015	9:40:00	16.64
7/1/2015	9:50:00	16.67
7/1/2015	10:00:00	16.69
7/1/2015	10:10:00	16.72
7/1/2015	10:20:00	16.75
7/1/2015	10:30:00	16.74
7/1/2015	10:40:00	16.74
7/1/2015	10:50:00	16.77
7/1/2015	11:00:00	16.81
7/1/2015	11:10:00	16.84
7/1/2015	11:20:00	16.89
7/1/2015	11:30:00	16.95
7/1/2015	11:40:00	17.04
7/1/2015	11:50:00	17.12
7/1/2015	12:00:00	17.17
7/1/2015	12:10:00	17.24
7/1/2015	12:20:00	17.29
7/1/2015	12:30:00	17.37
7/1/2015	12:40:00	17.43
7/1/2015	12:50:00	17.52
7/1/2015	13:00:00	17.62
7/1/2015	13:10:00	17.71
7/1/2015	13:20:00	17.87
7/1/2015	13:30:00	17.89
7/1/2015	13:40:00	17.88
7/1/2015	13:50:00	17.20
7/1/2015	14:00:00	16.23
7/1/2015	14:10:00	16.40
7/1/2015	14:20:00	16.37
7/1/2015	14:30:00	16.32

7/1/2015	14:40:00	16.25
7/1/2015	14:50:00	16.23
7/1/2015	15:00:00	16.23
7/1/2015	15:10:00	16.18
7/1/2015	15:20:00	16.12
7/1/2015	15:30:00	16.07
7/1/2015	15:40:00	16.06
7/1/2015	15:50:00	16.01
7/1/2015	16:00:00	15.95
7/1/2015	16:10:00	15.89
7/1/2015	16:20:00	15.89
7/1/2015	16:30:00	15.84
7/1/2015	16:40:00	15.86
7/1/2015	16:50:00	15.83
7/1/2015	17:00:00	15.81
7/1/2015	17:10:00	15.89
7/1/2015	17:20:00	15.94
7/1/2015	17:30:00	15.96
7/1/2015	17:40:00	15.96
7/1/2015	17:50:00	15.88
7/1/2015	18:00:00	15.85
7/1/2015	18:10:00	15.77
7/1/2015	18:20:00	15.73
7/1/2015	18:30:00	15.70
7/1/2015	18:40:00	15.68
7/1/2015	18:50:00	15.63
7/1/2015	19:00:00	15.61
7/1/2015	19:10:00	15.56
7/1/2015	19:20:00	15.53
7/1/2015	19:30:00	15.48
7/1/2015	19:40:00	15.45
7/1/2015	19:50:00	15.39
7/1/2015	20:00:00	15.35
7/1/2015	20:10:00	15.31
7/1/2015	20:20:00	15.30
7/1/2015	20:30:00	15.30
7/1/2015	20:40:00	15.28
7/1/2015	20:50:00	15.27
7/1/2015	21:00:00	15.26
7/1/2015	21:10:00	15.24
7/1/2015	21:20:00	15.21
7/1/2015	21:30:00	15.18
7/1/2015	21:40:00	15.16
7/1/2015	21:50:00	15.16
7/1/2015	22:00:00	15.16
7/1/2015	22:10:00	15.17

7/1/2015	22:20:00	15.20
7/1/2015	22:30:00	15.19
7/1/2015	22:40:00	15.26
7/1/2015	22:50:00	15.56
7/1/2015	23:00:00	15.90
7/1/2015	23:10:00	16.17
7/1/2015	23:20:00	16.33
7/1/2015	23:30:00	16.48
7/1/2015	23:40:00	16.59
7/1/2015	23:50:00	16.68
7/2/2015	0:00:00	16.75
7/2/2015	0:10:00	16.79
7/2/2015	0:20:00	16.82
7/2/2015	0:30:00	16.84
7/2/2015	0:40:00	16.86
7/2/2015	0:50:00	16.85
7/2/2015	1:00:00	16.85
7/2/2015	1:10:00	16.84
7/2/2015	1:20:00	16.83
7/2/2015	1:30:00	16.82
7/2/2015	1:40:00	16.80
7/2/2015	1:50:00	16.78
7/2/2015	2:00:00	16.77
7/2/2015	2:10:00	16.75
7/2/2015	2:20:00	16.74
7/2/2015	2:30:00	16.72
7/2/2015	2:40:00	16.70
7/2/2015	2:50:00	16.69
7/2/2015	3:00:00	16.66
7/2/2015	3:10:00	16.64
7/2/2015	3:20:00	16.63
7/2/2015	3:30:00	16.62
7/2/2015	3:40:00	16.58
7/2/2015	3:50:00	16.57
7/2/2015	4:00:00	16.55
7/2/2015	4:10:00	16.53
7/2/2015	4:20:00	16.51
7/2/2015	4:30:00	16.49
7/2/2015	4:40:00	16.47
7/2/2015	4:50:00	16.45
7/2/2015	5:00:00	16.43
7/2/2015	5:10:00	16.41
7/2/2015	5:20:00	16.39
7/2/2015	5:30:00	16.37
7/2/2015	5:40:00	16.35
7/2/2015	5:50:00	16.32

7/2/2015	6:00:00	16.31
7/2/2015	6:10:00	16.29
7/2/2015	6:20:00	16.27
7/2/2015	6:30:00	16.24
7/2/2015	6:40:00	16.24
7/2/2015	6:50:00	16.23
7/2/2015	7:00:00	16.22
7/2/2015	7:10:00	16.21
7/2/2015	7:20:00	16.20
7/2/2015	7:30:00	16.20
7/2/2015	7:40:00	16.20
7/2/2015	7:50:00	16.20
7/2/2015	8:00:00	16.20
7/2/2015	8:10:00	16.20
7/2/2015	8:20:00	16.20
7/2/2015	8:30:00	16.20
7/2/2015	8:40:00	16.22
7/2/2015	8:50:00	16.23
7/2/2015	9:00:00	16.25
7/2/2015	9:10:00	16.26
7/2/2015	9:20:00	16.28
7/2/2015	9:30:00	16.31
7/2/2015	9:40:00	16.33
7/2/2015	9:50:00	16.34
7/2/2015	10:00:00	16.35
7/2/2015	10:10:00	16.37
7/2/2015	10:20:00	16.39
7/2/2015	10:30:00	16.42
7/2/2015	10:40:00	16.48
7/2/2015	10:50:00	16.55
7/2/2015	11:00:00	16.62
7/2/2015	11:10:00	16.68
7/2/2015	11:20:00	16.74
7/2/2015	11:30:00	16.79
7/2/2015	11:40:00	16.83
7/2/2015	11:50:00	16.88
7/2/2015	12:00:00	16.94
7/2/2015	12:10:00	16.98
7/2/2015	12:20:00	17.03
7/2/2015	12:30:00	17.10
7/2/2015	12:40:00	17.17
7/2/2015	12:50:00	17.25
7/2/2015	13:00:00	17.32
7/2/2015	13:10:00	17.36
7/2/2015	13:20:00	17.43
7/2/2015	13:30:00	17.49

7/2/2015	13:40:00	17.53
7/2/2015	13:50:00	17.55
7/2/2015	14:00:00	17.61
7/2/2015	14:10:00	17.68
7/2/2015	14:20:00	17.74
7/2/2015	14:30:00	17.79
7/2/2015	14:40:00	17.84
7/2/2015	14:50:00	17.87
7/2/2015	15:00:00	17.91
7/2/2015	15:10:00	17.93
7/2/2015	15:20:00	17.95
7/2/2015	15:30:00	17.94
7/2/2015	15:40:00	17.87
7/2/2015	15:50:00	17.72
7/2/2015	16:00:00	16.48
7/2/2015	16:10:00	15.96
7/2/2015	16:20:00	16.24
7/2/2015	16:30:00	16.25
7/2/2015	16:40:00	16.23
7/2/2015	16:50:00	16.24
7/2/2015	17:00:00	16.25
7/2/2015	17:10:00	16.23
7/2/2015	17:20:00	16.22
7/2/2015	17:30:00	16.22
7/2/2015	17:40:00	16.20
7/2/2015	17:50:00	16.22
7/2/2015	18:00:00	16.19
7/2/2015	18:10:00	16.17
7/2/2015	18:20:00	16.17
7/2/2015	18:30:00	16.17
7/2/2015	18:40:00	16.16
7/2/2015	18:50:00	16.14
7/2/2015	19:00:00	16.09
7/2/2015	19:10:00	16.05
7/2/2015	19:20:00	15.98
7/2/2015	19:30:00	15.93
7/2/2015	19:40:00	15.88
7/2/2015	19:50:00	15.84
7/2/2015	20:00:00	15.79
7/2/2015	20:10:00	15.75
7/2/2015	20:20:00	15.70
7/2/2015	20:30:00	15.68
7/2/2015	20:40:00	15.66
7/2/2015	20:50:00	15.64
7/2/2015	21:00:00	15.62
7/2/2015	21:10:00	15.60

7/2/2015	21:20:00	15.58
7/2/2015	21:30:00	15.56
7/2/2015	21:40:00	15.54
7/2/2015	21:50:00	15.52
7/2/2015	22:00:00	15.50
7/2/2015	22:10:00	15.50
7/2/2015	22:20:00	15.50
7/2/2015	22:30:00	15.51
7/2/2015	22:40:00	15.47
7/2/2015	22:50:00	15.46
7/2/2015	23:00:00	15.54
7/2/2015	23:10:00	15.72
7/2/2015	23:20:00	15.88
7/2/2015	23:30:00	16.02
7/2/2015	23:40:00	16.12
7/2/2015	23:50:00	16.22
7/3/2015	0:00:00	16.26
7/3/2015	0:10:00	16.29
7/3/2015	0:20:00	16.34
7/3/2015	0:30:00	16.36
7/3/2015	0:40:00	16.38
7/3/2015	0:50:00	16.38
7/3/2015	1:00:00	16.39
7/3/2015	1:10:00	16.37
7/3/2015	1:20:00	16.37
7/3/2015	1:30:00	16.34
7/3/2015	1:40:00	16.33
7/3/2015	1:50:00	16.32
7/3/2015	2:00:00	16.29
7/3/2015	2:10:00	16.27
7/3/2015	2:20:00	16.25
7/3/2015	2:30:00	16.22
7/3/2015	2:40:00	16.19
7/3/2015	2:50:00	16.17
7/3/2015	3:00:00	16.14
7/3/2015	3:10:00	16.14
7/3/2015	3:20:00	16.11
7/3/2015	3:30:00	16.09
7/3/2015	3:40:00	16.08
7/3/2015	3:50:00	16.06
7/3/2015	4:00:00	16.04
7/3/2015	4:10:00	16.03
7/3/2015	4:20:00	16.01
7/3/2015	4:30:00	15.98
7/3/2015	4:40:00	15.97
7/3/2015	4:50:00	15.96

7/3/2015	5:00:00	15.94
7/3/2015	5:10:00	15.93
7/3/2015	5:20:00	15.91
7/3/2015	5:30:00	15.90
7/3/2015	5:40:00	15.88
7/3/2015	5:50:00	15.86
7/3/2015	6:00:00	15.84
7/3/2015	6:10:00	15.83
7/3/2015	6:20:00	15.80
7/3/2015	6:30:00	15.78
7/3/2015	6:40:00	15.76
7/3/2015	6:50:00	15.75
7/3/2015	7:00:00	15.72
7/3/2015	7:10:00	15.70
7/3/2015	7:20:00	15.69
7/3/2015	7:30:00	15.66
7/3/2015	7:40:00	15.64
7/3/2015	7:50:00	15.64
7/3/2015	8:00:00	15.61
7/3/2015	8:10:00	15.60
7/3/2015	8:20:00	15.61
7/3/2015	8:30:00	15.63
7/3/2015	8:40:00	15.64
7/3/2015	8:50:00	15.64
7/3/2015	9:00:00	15.66
7/3/2015	9:10:00	15.70
7/3/2015	9:20:00	15.75
7/3/2015	9:30:00	15.80
7/3/2015	9:40:00	15.83
7/3/2015	9:50:00	15.88
7/3/2015	10:00:00	15.95
7/3/2015	10:10:00	16.03
7/3/2015	10:20:00	16.10
7/3/2015	10:30:00	16.19
7/3/2015	10:40:00	16.30
7/3/2015	10:50:00	16.38
7/3/2015	11:00:00	16.47
7/3/2015	11:10:00	16.55
7/3/2015	11:20:00	16.66
7/3/2015	11:30:00	16.75
7/3/2015	11:40:00	16.84
7/3/2015	11:50:00	16.95
7/3/2015	12:00:00	17.02
7/3/2015	12:10:00	17.11
7/3/2015	12:20:00	17.14
7/3/2015	12:30:00	17.23

7/3/2015	12:40:00	17.21
7/3/2015	12:50:00	17.12
7/3/2015	13:00:00	16.42
7/3/2015	13:10:00	15.57
7/3/2015	13:20:00	16.03
7/3/2015	13:30:00	16.26
7/3/2015	13:40:00	16.37
7/3/2015	13:50:00	16.51
7/3/2015	14:00:00	16.56
7/3/2015	14:10:00	16.61
7/3/2015	14:20:00	16.68
7/3/2015	14:30:00	16.70
7/3/2015	14:40:00	16.70
7/3/2015	14:50:00	16.69
7/3/2015	15:00:00	16.66
7/3/2015	15:10:00	16.65
7/3/2015	15:20:00	16.64
7/3/2015	15:30:00	16.63
7/3/2015	15:40:00	16.63
7/3/2015	15:50:00	16.64
7/3/2015	16:00:00	16.66
7/3/2015	16:10:00	16.66
7/3/2015	16:20:00	16.70
7/3/2015	16:30:00	16.72
7/3/2015	16:40:00	16.75
7/3/2015	16:50:00	16.75
7/3/2015	17:00:00	16.78
7/3/2015	17:10:00	16.82
7/3/2015	17:20:00	16.98
7/3/2015	17:30:00	17.23
7/3/2015	17:40:00	17.40
7/3/2015	17:50:00	17.44
7/3/2015	18:00:00	17.29
7/3/2015	18:10:00	16.58
7/3/2015	18:20:00	16.50
7/3/2015	18:30:00	16.51
7/3/2015	18:40:00	16.40
7/3/2015	18:50:00	16.34
7/3/2015	19:00:00	16.31
7/3/2015	19:10:00	16.28
7/3/2015	19:20:00	16.25
7/3/2015	19:30:00	16.22
7/3/2015	19:40:00	16.18
7/3/2015	19:50:00	16.14
7/3/2015	20:00:00	16.11
7/3/2015	20:10:00	16.09

7/3/2015	20:20:00	16.07
7/3/2015	20:30:00	16.05
7/3/2015	20:40:00	16.04
7/3/2015	20:50:00	16.03
7/3/2015	21:00:00	16.03
7/3/2015	21:10:00	16.03
7/3/2015	21:20:00	16.03
7/3/2015	21:30:00	16.04
7/3/2015	21:40:00	16.04
7/3/2015	21:50:00	16.05
7/3/2015	22:00:00	16.05
7/3/2015	22:10:00	16.09
7/3/2015	22:20:00	16.22
7/3/2015	22:30:00	16.35
7/3/2015	22:40:00	16.46
7/3/2015	22:50:00	16.55
7/3/2015	23:00:00	16.62
7/3/2015	23:10:00	16.68
7/3/2015	23:20:00	16.71
7/3/2015	23:30:00	16.75
7/3/2015	23:40:00	16.78
7/3/2015	23:50:00	16.80
7/4/2015	0:00:00	16.81
7/4/2015	0:10:00	16.82
7/4/2015	0:20:00	16.84
7/4/2015	0:30:00	16.83
7/4/2015	0:40:00	16.84
7/4/2015	0:50:00	16.84
7/4/2015	1:00:00	16.85
7/4/2015	1:10:00	16.85
7/4/2015	1:20:00	16.85
7/4/2015	1:30:00	16.84
7/4/2015	1:40:00	16.83
7/4/2015	1:50:00	16.83
7/4/2015	2:00:00	16.83
7/4/2015	2:10:00	16.82
7/4/2015	2:20:00	16.82
7/4/2015	2:30:00	16.81
7/4/2015	2:40:00	16.81
7/4/2015	2:50:00	16.80
7/4/2015	3:00:00	16.80
7/4/2015	3:10:00	16.79
7/4/2015	3:20:00	16.79
7/4/2015	3:30:00	16.79
7/4/2015	3:40:00	16.78
7/4/2015	3:50:00	16.78

7/4/2015	4:00:00	16.78
7/4/2015	4:10:00	16.78
7/4/2015	4:20:00	16.78
7/4/2015	4:30:00	16.78
7/4/2015	4:40:00	16.78
7/4/2015	4:50:00	16.77
7/4/2015	5:00:00	16.77
7/4/2015	5:10:00	16.77
7/4/2015	5:20:00	16.76
7/4/2015	5:30:00	16.76
7/4/2015	5:40:00	16.75
7/4/2015	5:50:00	16.74
7/4/2015	6:00:00	16.74
7/4/2015	6:10:00	16.72
7/4/2015	6:20:00	16.72
7/4/2015	6:30:00	16.71
7/4/2015	6:40:00	16.70
7/4/2015	6:50:00	16.69
7/4/2015	7:00:00	16.68
7/4/2015	7:10:00	16.67
7/4/2015	7:20:00	16.66
7/4/2015	7:30:00	16.64
7/4/2015	7:40:00	16.64
7/4/2015	7:50:00	16.64
7/4/2015	8:00:00	16.64
7/4/2015	8:10:00	16.64
7/4/2015	8:20:00	16.66
7/4/2015	8:30:00	16.66
7/4/2015	8:40:00	16.65
7/4/2015	8:50:00	16.63
7/4/2015	9:00:00	16.61
7/4/2015	9:10:00	16.60
7/4/2015	9:20:00	16.58
7/4/2015	9:30:00	16.57
7/4/2015	9:40:00	16.55
7/4/2015	9:50:00	16.58
7/4/2015	10:00:00	16.58
7/4/2015	10:10:00	16.60
7/4/2015	10:20:00	16.59
7/4/2015	10:30:00	16.59
7/4/2015	10:40:00	16.59
7/4/2015	10:50:00	16.60
7/4/2015	11:00:00	16.58
7/4/2015	11:10:00	16.57
7/4/2015	11:20:00	16.57
7/4/2015	11:30:00	16.58

7/4/2015	11:40:00	16.56
7/4/2015	11:50:00	16.56
7/4/2015	12:00:00	16.57
7/4/2015	12:10:00	16.63
7/4/2015	12:20:00	16.67
7/4/2015	12:30:00	16.69
7/4/2015	12:40:00	16.69
7/4/2015	12:50:00	16.69
7/4/2015	13:00:00	16.65
7/4/2015	13:10:00	16.16
7/4/2015	13:20:00	15.62
7/4/2015	13:30:00	15.45
7/4/2015	13:40:00	15.61
7/4/2015	13:50:00	15.69
7/4/2015	14:00:00	15.76
7/4/2015	14:10:00	15.93
7/4/2015	14:20:00	16.12
7/4/2015	14:30:00	16.24
7/4/2015	14:40:00	16.34
7/4/2015	14:50:00	16.35
7/4/2015	15:00:00	16.39
7/4/2015	15:10:00	16.38
7/4/2015	15:20:00	16.47
7/4/2015	15:30:00	16.54
7/4/2015	15:40:00	16.63
7/4/2015	15:50:00	16.75
7/4/2015	16:00:00	16.78
7/4/2015	16:10:00	16.94
7/4/2015	16:20:00	17.08
7/4/2015	16:30:00	17.28
7/4/2015	16:40:00	17.59
7/4/2015	16:50:00	17.87
7/4/2015	17:00:00	18.10
7/4/2015	17:10:00	18.31
7/4/2015	17:20:00	18.52
7/4/2015	17:30:00	18.66
7/4/2015	17:40:00	18.73
7/4/2015	17:50:00	18.78
7/4/2015	18:00:00	18.78
7/4/2015	18:10:00	18.78
7/4/2015	18:20:00	18.79
7/4/2015	18:30:00	18.79
7/4/2015	18:40:00	18.74
7/4/2015	18:50:00	18.66
7/4/2015	19:00:00	18.59
7/4/2015	19:10:00	18.51

7/4/2015	19:20:00	18.42
7/4/2015	19:30:00	18.33
7/4/2015	19:40:00	18.26
7/4/2015	19:50:00	18.19
7/4/2015	20:00:00	18.14
7/4/2015	20:10:00	18.08
7/4/2015	20:20:00	18.03
7/4/2015	20:30:00	17.98
7/4/2015	20:40:00	17.93
7/4/2015	20:50:00	17.88
7/4/2015	21:00:00	17.83
7/4/2015	21:10:00	17.79
7/4/2015	21:20:00	17.76
7/4/2015	21:30:00	17.73
7/4/2015	21:40:00	17.70
7/4/2015	21:50:00	17.67
7/4/2015	22:00:00	17.64
7/4/2015	22:10:00	17.61
7/4/2015	22:20:00	17.58
7/4/2015	22:30:00	17.56
7/4/2015	22:40:00	17.54
7/4/2015	22:50:00	17.52
7/4/2015	23:00:00	17.51
7/4/2015	23:10:00	17.50
7/4/2015	23:20:00	17.49
7/4/2015	23:30:00	17.50
7/4/2015	23:40:00	17.49
7/4/2015	23:50:00	17.47
7/5/2015	0:00:00	17.47
7/5/2015	0:10:00	17.47
7/5/2015	0:20:00	17.47
7/5/2015	0:30:00	17.45
7/5/2015	0:40:00	17.44
7/5/2015	0:50:00	17.43
7/5/2015	1:00:00	17.42
7/5/2015	1:10:00	17.41
7/5/2015	1:20:00	17.40
7/5/2015	1:30:00	17.38
7/5/2015	1:40:00	17.37
7/5/2015	1:50:00	17.34
7/5/2015	2:00:00	17.33
7/5/2015	2:10:00	17.32
7/5/2015	2:20:00	17.30
7/5/2015	2:30:00	17.30
7/5/2015	2:40:00	17.29
7/5/2015	2:50:00	17.28

7/5/2015	3:00:00	17.28
7/5/2015	3:10:00	17.26
7/5/2015	3:20:00	17.25
7/5/2015	3:30:00	17.24
7/5/2015	3:40:00	17.23
7/5/2015	3:50:00	17.22
7/5/2015	4:00:00	17.21
7/5/2015	4:10:00	17.20
7/5/2015	4:20:00	17.18
7/5/2015	4:30:00	17.16
7/5/2015	4:40:00	17.14
7/5/2015	4:50:00	17.12
7/5/2015	5:00:00	17.11
7/5/2015	5:10:00	17.08
7/5/2015	5:20:00	17.06
7/5/2015	5:30:00	17.03
7/5/2015	5:40:00	17.02
7/5/2015	5:50:00	17.00
7/5/2015	6:00:00	16.98
7/5/2015	6:10:00	16.96
7/5/2015	6:20:00	16.94
7/5/2015	6:30:00	16.93
7/5/2015	6:40:00	16.91
7/5/2015	6:50:00	16.90
7/5/2015	7:00:00	16.88
7/5/2015	7:10:00	16.88
7/5/2015	7:20:00	16.85
7/5/2015	7:30:00	16.84
7/5/2015	7:40:00	16.83
7/5/2015	7:50:00	16.82
7/5/2015	8:00:00	16.82
7/5/2015	8:10:00	16.83
7/5/2015	8:20:00	16.84
7/5/2015	8:30:00	16.85
7/5/2015	8:40:00	16.86
7/5/2015	8:50:00	16.88
7/5/2015	9:00:00	16.91
7/5/2015	9:10:00	16.93
7/5/2015	9:20:00	16.96
7/5/2015	9:30:00	16.99
7/5/2015	9:40:00	17.03
7/5/2015	9:50:00	17.04
7/5/2015	10:00:00	17.05
7/5/2015	10:10:00	17.09
7/5/2015	10:20:00	17.17
7/5/2015	10:30:00	17.26

7/5/2015	10:40:00	17.35
7/5/2015	10:50:00	17.46
7/5/2015	11:00:00	17.56
7/5/2015	11:10:00	17.63
7/5/2015	11:20:00	17.74
7/5/2015	11:30:00	17.82
7/5/2015	11:40:00	17.92
7/5/2015	11:50:00	18.07
7/5/2015	12:00:00	18.19
7/5/2015	12:10:00	18.33
7/5/2015	12:20:00	18.47
7/5/2015	12:30:00	18.58
7/5/2015	12:40:00	18.76
7/5/2015	12:50:00	18.84
7/5/2015	13:00:00	18.92
7/5/2015	13:10:00	19.05
7/5/2015	13:20:00	19.17
7/5/2015	13:30:00	19.20
7/5/2015	13:40:00	19.26
7/5/2015	13:50:00	19.30
7/5/2015	14:00:00	19.30
7/5/2015	14:10:00	19.37
7/5/2015	14:20:00	19.47
7/5/2015	14:30:00	19.57
7/5/2015	14:40:00	19.79
7/5/2015	14:50:00	19.93
7/5/2015	15:00:00	20.02
7/5/2015	15:10:00	20.08
7/5/2015	15:20:00	20.14
7/5/2015	15:30:00	20.18
7/5/2015	15:40:00	20.16
7/5/2015	15:50:00	20.17
7/5/2015	16:00:00	20.14
7/5/2015	16:10:00	20.24
7/5/2015	16:20:00	20.24
7/5/2015	16:30:00	20.26
7/5/2015	16:40:00	20.23
7/5/2015	16:50:00	20.20
7/5/2015	17:00:00	20.18
7/5/2015	17:10:00	20.11
7/5/2015	17:20:00	20.02
7/5/2015	17:30:00	19.91
7/5/2015	17:40:00	19.81
7/5/2015	17:50:00	19.73
7/5/2015	18:00:00	19.65
7/5/2015	18:10:00	19.59

7/5/2015	18:20:00	19.53
7/5/2015	18:30:00	19.46
7/5/2015	18:40:00	19.39
7/5/2015	18:50:00	19.32
7/5/2015	19:00:00	19.27
7/5/2015	19:10:00	19.20
7/5/2015	19:20:00	19.13
7/5/2015	19:30:00	19.06
7/5/2015	19:40:00	18.99
7/5/2015	19:50:00	18.94
7/5/2015	20:00:00	18.90
7/5/2015	20:10:00	18.86
7/5/2015	20:20:00	18.80
7/5/2015	20:30:00	18.78
7/5/2015	20:40:00	18.74
7/5/2015	20:50:00	18.70
7/5/2015	21:00:00	18.66
7/5/2015	21:10:00	18.63
7/5/2015	21:20:00	18.62
7/5/2015	21:30:00	18.60
7/5/2015	21:40:00	18.58
7/5/2015	21:50:00	18.55
7/5/2015	22:00:00	18.53
7/5/2015	22:10:00	18.51
7/5/2015	22:20:00	18.48
7/5/2015	22:30:00	18.46
7/5/2015	22:40:00	18.43
7/5/2015	22:50:00	18.41
7/5/2015	23:00:00	18.39
7/5/2015	23:10:00	18.38
7/5/2015	23:20:00	18.37
7/5/2015	23:30:00	18.36
7/5/2015	23:40:00	18.36
7/5/2015	23:50:00	18.33
7/6/2015	0:00:00	18.34
7/6/2015	0:10:00	18.32
7/6/2015	0:20:00	18.33
7/6/2015	0:30:00	18.33
7/6/2015	0:40:00	18.32
7/6/2015	0:50:00	18.33
7/6/2015	1:00:00	18.33
7/6/2015	1:10:00	18.33
7/6/2015	1:20:00	18.33
7/6/2015	1:30:00	18.33
7/6/2015	1:40:00	18.34
7/6/2015	1:50:00	18.34

7/6/2015	2:00:00	18.36
7/6/2015	2:10:00	18.36
7/6/2015	2:20:00	18.36
7/6/2015	2:30:00	18.36
7/6/2015	2:40:00	18.36
7/6/2015	2:50:00	18.37
7/6/2015	3:00:00	18.36
7/6/2015	3:10:00	18.36
7/6/2015	3:20:00	18.37
7/6/2015	3:30:00	18.37
7/6/2015	3:40:00	18.36
7/6/2015	3:50:00	18.36
7/6/2015	4:00:00	18.35
7/6/2015	4:10:00	18.34
7/6/2015	4:20:00	18.34
7/6/2015	4:30:00	18.34
7/6/2015	4:40:00	18.33
7/6/2015	4:50:00	18.33
7/6/2015	5:00:00	18.32
7/6/2015	5:10:00	18.31
7/6/2015	5:20:00	18.30
7/6/2015	5:30:00	18.30
7/6/2015	5:40:00	18.29
7/6/2015	5:50:00	18.28
7/6/2015	6:00:00	18.28
7/6/2015	6:10:00	18.28
7/6/2015	6:20:00	18.27
7/6/2015	6:30:00	18.27
7/6/2015	6:40:00	18.27
7/6/2015	6:50:00	18.27
7/6/2015	7:00:00	18.26
7/6/2015	7:10:00	18.26
7/6/2015	7:20:00	18.25
7/6/2015	7:30:00	18.24
7/6/2015	7:40:00	18.24
7/6/2015	7:50:00	18.24
7/6/2015	8:00:00	18.23
7/6/2015	8:10:00	18.23
7/6/2015	8:20:00	18.22
7/6/2015	8:30:00	18.22
7/6/2015	8:40:00	18.22
7/6/2015	8:50:00	18.22
7/6/2015	9:00:00	18.21
7/6/2015	9:10:00	18.21
7/6/2015	9:20:00	18.21
7/6/2015	9:30:00	18.22

7/6/2015	9:40:00	18.25
7/6/2015	9:50:00	18.30
7/6/2015	10:00:00	18.34
7/6/2015	10:10:00	18.40
7/6/2015	10:20:00	18.43
7/6/2015	10:30:00	18.46
7/6/2015	10:40:00	18.47
7/6/2015	10:50:00	18.52
7/6/2015	11:00:00	18.52
7/6/2015	11:10:00	18.53
7/6/2015	11:20:00	18.57
7/6/2015	11:30:00	18.56
7/6/2015	11:40:00	18.54
7/6/2015	11:50:00	18.55
7/6/2015	12:00:00	18.57
7/6/2015	12:10:00	18.63
7/6/2015	12:20:00	18.63
7/6/2015	12:30:00	18.64
7/6/2015	12:40:00	18.62
7/6/2015	12:50:00	18.61
7/6/2015	13:00:00	18.24
7/6/2015	13:10:00	17.50
7/6/2015	13:20:00	17.09
7/6/2015	13:30:00	17.00
7/6/2015	13:40:00	16.97
7/6/2015	13:50:00	16.91
7/6/2015	14:00:00	16.88
7/6/2015	14:10:00	16.87
7/6/2015	14:20:00	16.90
7/6/2015	14:30:00	16.93
7/6/2015	14:40:00	16.97
7/6/2015	14:50:00	17.06
7/6/2015	15:00:00	17.14
7/6/2015	15:10:00	17.22
7/6/2015	15:20:00	17.25
7/6/2015	15:30:00	17.27
7/6/2015	15:40:00	17.34
7/6/2015	15:50:00	17.00
7/6/2015	16:00:00	16.86
7/6/2015	16:10:00	17.22
7/6/2015	16:20:00	17.44
7/6/2015	16:30:00	17.52
7/6/2015	16:40:00	17.52
7/6/2015	16:50:00	17.58
7/6/2015	17:00:00	17.66
7/6/2015	17:10:00	17.74

7/6/2015	17:20:00	17.72
7/6/2015	17:30:00	17.67
7/6/2015	17:40:00	17.60
7/6/2015	17:50:00	17.53
7/6/2015	18:00:00	17.49
7/6/2015	18:10:00	17.48
7/6/2015	18:20:00	17.51
7/6/2015	18:30:00	17.52
7/6/2015	18:40:00	17.49
7/6/2015	18:50:00	17.45
7/6/2015	19:00:00	17.38
7/6/2015	19:10:00	17.32
7/6/2015	19:20:00	17.28
7/6/2015	19:30:00	17.24
7/6/2015	19:40:00	17.21
7/6/2015	19:50:00	17.17
7/6/2015	20:00:00	17.15
7/6/2015	20:10:00	17.11
7/6/2015	20:20:00	17.07
7/6/2015	20:30:00	17.06
7/6/2015	20:40:00	17.04
7/6/2015	20:50:00	17.03
7/6/2015	21:00:00	17.05
7/6/2015	21:10:00	17.06
7/6/2015	21:20:00	17.08
7/6/2015	21:30:00	17.40
7/6/2015	21:40:00	17.75
7/6/2015	21:50:00	18.01
7/6/2015	22:00:00	18.20
7/6/2015	22:10:00	18.33
7/6/2015	22:20:00	18.45
7/6/2015	22:30:00	18.54
7/6/2015	22:40:00	18.60
7/6/2015	22:50:00	18.65
7/6/2015	23:00:00	18.69
7/6/2015	23:10:00	18.71
7/6/2015	23:20:00	18.73
7/6/2015	23:30:00	18.74
7/6/2015	23:40:00	18.76
7/6/2015	23:50:00	18.77
7/7/2015	0:00:00	18.77
7/7/2015	0:10:00	18.77
7/7/2015	0:20:00	18.78
7/7/2015	0:30:00	18.78
7/7/2015	0:40:00	18.78
7/7/2015	0:50:00	18.79

7/7/2015	1:00:00	18.80
7/7/2015	1:10:00	18.80
7/7/2015	1:20:00	18.81
7/7/2015	1:30:00	18.81
7/7/2015	1:40:00	18.82
7/7/2015	1:50:00	18.82
7/7/2015	2:00:00	18.82
7/7/2015	2:10:00	18.82
7/7/2015	2:20:00	18.82
7/7/2015	2:30:00	18.82
7/7/2015	2:40:00	18.82
7/7/2015	2:50:00	18.81
7/7/2015	3:00:00	18.81
7/7/2015	3:10:00	18.81
7/7/2015	3:20:00	18.81
7/7/2015	3:30:00	18.80
7/7/2015	3:40:00	18.79
7/7/2015	3:50:00	18.78
7/7/2015	4:00:00	18.77
7/7/2015	4:10:00	18.76
7/7/2015	4:20:00	18.74
7/7/2015	4:30:00	18.73
7/7/2015	4:40:00	18.71
7/7/2015	4:50:00	18.69
7/7/2015	5:00:00	18.67
7/7/2015	5:10:00	18.66
7/7/2015	5:20:00	18.63
7/7/2015	5:30:00	18.61
7/7/2015	5:40:00	18.58
7/7/2015	5:50:00	18.55
7/7/2015	6:00:00	18.53
7/7/2015	6:10:00	18.49
7/7/2015	6:20:00	18.46
7/7/2015	6:30:00	18.43
7/7/2015	6:40:00	18.40
7/7/2015	6:50:00	18.37
7/7/2015	7:00:00	18.35
7/7/2015	7:10:00	18.31
7/7/2015	7:20:00	18.29
7/7/2015	7:30:00	18.27
7/7/2015	7:40:00	18.24
7/7/2015	7:50:00	18.22
7/7/2015	8:00:00	18.21
7/7/2015	8:10:00	18.21
7/7/2015	8:20:00	18.19
7/7/2015	8:30:00	18.20

7/7/2015	8:40:00	18.19
7/7/2015	8:50:00	18.20
7/7/2015	9:00:00	18.22
7/7/2015	9:10:00	18.23
7/7/2015	9:20:00	18.26
7/7/2015	9:30:00	18.29
7/7/2015	9:40:00	18.32
7/7/2015	9:50:00	18.35
7/7/2015	10:00:00	18.40
7/7/2015	10:10:00	18.42
7/7/2015	10:20:00	18.46
7/7/2015	10:30:00	18.50
7/7/2015	10:40:00	18.55
7/7/2015	10:50:00	18.57
7/7/2015	11:00:00	18.57
7/7/2015	11:10:00	18.59
7/7/2015	11:20:00	18.71
7/7/2015	11:30:00	18.85
7/7/2015	11:40:00	18.93
7/7/2015	11:50:00	18.99
7/7/2015	12:00:00	19.11
7/7/2015	12:10:00	19.19
7/7/2015	12:20:00	19.27
7/7/2015	12:30:00	19.32
7/7/2015	12:40:00	19.40
7/7/2015	12:50:00	19.54
7/7/2015	13:00:00	19.69
7/7/2015	13:10:00	19.79
7/7/2015	13:20:00	19.93
7/7/2015	13:30:00	20.02
7/7/2015	13:40:00	20.10
7/7/2015	13:50:00	20.13
7/7/2015	14:00:00	20.26
7/7/2015	14:10:00	20.37
7/7/2015	14:20:00	20.49
7/7/2015	14:30:00	20.51
7/7/2015	14:40:00	20.55
7/7/2015	14:50:00	20.58
7/7/2015	15:00:00	20.62
7/7/2015	15:10:00	20.68
7/7/2015	15:20:00	20.66
7/7/2015	15:30:00	20.61
7/7/2015	15:40:00	20.39
7/7/2015	15:50:00	18.69
7/7/2015	16:00:00	18.10
7/7/2015	16:10:00	18.10

7/7/2015	16:20:00	17.93
7/7/2015	16:30:00	17.76
7/7/2015	16:40:00	17.69
7/7/2015	16:50:00	17.67
7/7/2015	17:00:00	17.60
7/7/2015	17:10:00	17.55
7/7/2015	17:20:00	17.49
7/7/2015	17:30:00	17.43
7/7/2015	17:40:00	17.40
7/7/2015	17:50:00	17.38
7/7/2015	18:00:00	17.31
7/7/2015	18:10:00	17.28
7/7/2015	18:20:00	17.29
7/7/2015	18:30:00	17.27
7/7/2015	18:40:00	17.24
7/7/2015	18:50:00	17.19
7/7/2015	19:00:00	17.10
7/7/2015	19:10:00	17.02
7/7/2015	19:20:00	16.98
7/7/2015	19:30:00	16.91
7/7/2015	19:40:00	16.85
7/7/2015	19:50:00	16.83
7/7/2015	20:00:00	16.78
7/7/2015	20:10:00	16.74
7/7/2015	20:20:00	16.68
7/7/2015	20:30:00	16.61
7/7/2015	20:40:00	16.54
7/7/2015	20:50:00	16.49
7/7/2015	21:00:00	16.47
7/7/2015	21:10:00	16.42
7/7/2015	21:20:00	16.38
7/7/2015	21:30:00	16.37
7/7/2015	21:40:00	16.35
7/7/2015	21:50:00	16.35
7/7/2015	22:00:00	16.37
7/7/2015	22:10:00	16.40
7/7/2015	22:20:00	16.43
7/7/2015	22:30:00	16.88
7/7/2015	22:40:00	17.47
7/7/2015	22:50:00	17.96
7/7/2015	23:00:00	18.28
7/7/2015	23:10:00	18.57
7/7/2015	23:20:00	18.78
7/7/2015	23:30:00	18.94
7/7/2015	23:40:00	19.07
7/7/2015	23:50:00	19.18

7/8/2015	0:00:00	19.24
7/8/2015	0:10:00	19.30
7/8/2015	0:20:00	19.34
7/8/2015	0:30:00	19.38
7/8/2015	0:40:00	19.38
7/8/2015	0:50:00	19.40
7/8/2015	1:00:00	19.41
7/8/2015	1:10:00	19.41
7/8/2015	1:20:00	19.41
7/8/2015	1:30:00	19.42
7/8/2015	1:40:00	19.42
7/8/2015	1:50:00	19.41
7/8/2015	2:00:00	19.40
7/8/2015	2:10:00	19.40
7/8/2015	2:20:00	19.39
7/8/2015	2:30:00	19.38
7/8/2015	2:40:00	19.36
7/8/2015	2:50:00	19.35
7/8/2015	3:00:00	19.34
7/8/2015	3:10:00	19.32
7/8/2015	3:20:00	19.31
7/8/2015	3:30:00	19.30
7/8/2015	3:40:00	19.28
7/8/2015	3:50:00	19.26
7/8/2015	4:00:00	19.24
7/8/2015	4:10:00	19.23
7/8/2015	4:20:00	19.21
7/8/2015	4:30:00	19.19
7/8/2015	4:40:00	19.17
7/8/2015	4:50:00	19.15
7/8/2015	5:00:00	19.14
7/8/2015	5:10:00	19.11
7/8/2015	5:20:00	19.09
7/8/2015	5:30:00	19.07
7/8/2015	5:40:00	19.04
7/8/2015	5:50:00	19.03
7/8/2015	6:00:00	19.00
7/8/2015	6:10:00	18.99
7/8/2015	6:20:00	18.97
7/8/2015	6:30:00	18.95
7/8/2015	6:40:00	18.92
7/8/2015	6:50:00	18.91
7/8/2015	7:00:00	18.89
7/8/2015	7:10:00	18.86
7/8/2015	7:20:00	18.85
7/8/2015	7:30:00	18.84

7/8/2015	7:40:00	18.83
7/8/2015	7:50:00	18.82
7/8/2015	8:00:00	18.82
7/8/2015	8:10:00	18.81
7/8/2015	8:20:00	18.82
7/8/2015	8:30:00	18.81
7/8/2015	8:40:00	18.80
7/8/2015	8:50:00	18.79
7/8/2015	9:00:00	18.79
7/8/2015	9:10:00	18.79
7/8/2015	9:20:00	18.79
7/8/2015	9:30:00	18.79
7/8/2015	9:40:00	18.78
7/8/2015	9:50:00	18.78
7/8/2015	10:00:00	18.79
7/8/2015	10:10:00	18.79
7/8/2015	10:20:00	18.79
7/8/2015	10:30:00	18.79
7/8/2015	10:40:00	18.81
7/8/2015	10:50:00	18.81
7/8/2015	11:00:00	18.82
7/8/2015	11:10:00	18.85
7/8/2015	11:20:00	18.88
7/8/2015	11:30:00	18.93
7/8/2015	11:40:00	18.97
7/8/2015	11:50:00	18.99
7/8/2015	12:00:00	19.00
7/8/2015	12:10:00	19.02
7/8/2015	12:20:00	19.04
7/8/2015	12:30:00	19.05
7/8/2015	12:40:00	19.06
7/8/2015	12:50:00	19.11
7/8/2015	13:00:00	19.12
7/8/2015	13:10:00	19.13
7/8/2015	13:20:00	19.13
7/8/2015	13:30:00	19.12
7/8/2015	13:40:00	19.13
7/8/2015	13:50:00	19.12
7/8/2015	14:00:00	19.13
7/8/2015	14:10:00	19.16
7/8/2015	14:20:00	19.20
7/8/2015	14:30:00	19.25
7/8/2015	14:40:00	19.25
7/8/2015	14:50:00	19.29
7/8/2015	15:00:00	19.31
7/8/2015	15:10:00	19.31

7/8/2015	15:20:00	19.32
7/8/2015	15:30:00	19.31
7/8/2015	15:40:00	19.20
7/8/2015	15:50:00	17.70
7/8/2015	16:00:00	17.04
7/8/2015	16:10:00	17.12
7/8/2015	16:20:00	16.98
7/8/2015	16:30:00	16.92
7/8/2015	16:40:00	16.91
7/8/2015	16:50:00	16.89
7/8/2015	17:00:00	16.89
7/8/2015	17:10:00	16.89
7/8/2015	17:20:00	16.87
7/8/2015	17:30:00	16.82
7/8/2015	17:40:00	16.77
7/8/2015	17:50:00	16.73
7/8/2015	18:00:00	16.69
7/8/2015	18:10:00	16.68
7/8/2015	18:20:00	16.65
7/8/2015	18:30:00	16.64
7/8/2015	18:40:00	16.63
7/8/2015	18:50:00	16.62
7/8/2015	19:00:00	16.61
7/8/2015	19:10:00	16.62
7/8/2015	19:20:00	16.62
7/8/2015	19:30:00	16.65
7/8/2015	19:40:00	16.66
7/8/2015	19:50:00	16.68
7/8/2015	20:00:00	16.68
7/8/2015	20:10:00	16.71
7/8/2015	20:20:00	16.73
7/8/2015	20:30:00	16.75
7/8/2015	20:40:00	16.78
7/8/2015	20:50:00	16.80
7/8/2015	21:00:00	16.79
7/8/2015	21:10:00	16.79
7/8/2015	21:20:00	16.80
7/8/2015	21:30:00	16.81
7/8/2015	21:40:00	16.82
7/8/2015	21:50:00	16.91
7/8/2015	22:00:00	17.41
7/8/2015	22:10:00	17.78
7/8/2015	22:20:00	17.98
7/8/2015	22:30:00	17.88
7/8/2015	22:40:00	17.40
7/8/2015	22:50:00	17.24

7/8/2015	23:00:00	17.11
7/8/2015	23:10:00	17.00
7/8/2015	23:20:00	16.95
7/8/2015	23:30:00	16.94
7/8/2015	23:40:00	16.92
7/8/2015	23:50:00	16.90
7/9/2015	0:00:00	16.89
7/9/2015	0:10:00	16.89
7/9/2015	0:20:00	16.89
7/9/2015	0:30:00	16.89
7/9/2015	0:40:00	16.89
7/9/2015	0:50:00	16.89
7/9/2015	1:00:00	16.86
7/9/2015	1:10:00	16.83
7/9/2015	1:20:00	16.83
7/9/2015	1:30:00	16.82
7/9/2015	1:40:00	16.83
7/9/2015	1:50:00	17.10
7/9/2015	2:00:00	17.38
7/9/2015	2:10:00	17.58
7/9/2015	2:20:00	17.71
7/9/2015	2:30:00	17.79
7/9/2015	2:40:00	17.86
7/9/2015	2:50:00	17.88
7/9/2015	3:00:00	17.91
7/9/2015	3:10:00	17.92
7/9/2015	3:20:00	17.93
7/9/2015	3:30:00	17.93
7/9/2015	3:40:00	17.93
7/9/2015	3:50:00	17.92
7/9/2015	4:00:00	17.91
7/9/2015	4:10:00	17.90
7/9/2015	4:20:00	17.89
7/9/2015	4:30:00	17.88
7/9/2015	4:40:00	17.87
7/9/2015	4:50:00	17.86
7/9/2015	5:00:00	17.85
7/9/2015	5:10:00	17.84
7/9/2015	5:20:00	17.82
7/9/2015	5:30:00	17.81
7/9/2015	5:40:00	17.80
7/9/2015	5:50:00	17.79
7/9/2015	6:00:00	17.78
7/9/2015	6:10:00	17.76
7/9/2015	6:20:00	17.76
7/9/2015	6:30:00	17.75

7/9/2015	6:40:00	17.74
7/9/2015	6:50:00	17.75
7/9/2015	7:00:00	17.74
7/9/2015	7:10:00	17.74
7/9/2015	7:20:00	17.74
7/9/2015	7:30:00	17.75
7/9/2015	7:40:00	17.75
7/9/2015	7:50:00	17.75
7/9/2015	8:00:00	17.75
7/9/2015	8:10:00	17.76
7/9/2015	8:20:00	17.77
7/9/2015	8:30:00	17.78
7/9/2015	8:40:00	17.78
7/9/2015	8:50:00	17.80
7/9/2015	9:00:00	17.81
7/9/2015	9:10:00	17.82
7/9/2015	9:20:00	17.83
7/9/2015	9:30:00	17.85
7/9/2015	9:40:00	17.87
7/9/2015	9:50:00	17.93
7/9/2015	10:00:00	17.97
7/9/2015	10:10:00	17.97
7/9/2015	10:20:00	17.98
7/9/2015	10:30:00	18.02
7/9/2015	10:40:00	18.06
7/9/2015	10:50:00	18.08
7/9/2015	11:00:00	18.14
7/9/2015	11:10:00	18.22
7/9/2015	11:20:00	18.26
7/9/2015	11:30:00	18.31
7/9/2015	11:40:00	18.31
7/9/2015	11:50:00	18.35
7/9/2015	12:00:00	18.42
7/9/2015	12:10:00	18.52
7/9/2015	12:20:00	18.60
7/9/2015	12:30:00	18.68
7/9/2015	12:40:00	18.75
7/9/2015	12:50:00	18.86
7/9/2015	13:00:00	18.86
7/9/2015	13:10:00	18.94
7/9/2015	13:20:00	18.93
7/9/2015	13:30:00	18.90
7/9/2015	13:40:00	18.88
7/9/2015	13:50:00	18.98
7/9/2015	14:00:00	19.06
7/9/2015	14:10:00	19.12

7/9/2015	14:20:00	19.09
7/9/2015	14:30:00	18.43
7/9/2015	14:40:00	17.53
7/9/2015	14:50:00	17.55
7/9/2015	15:00:00	17.52
7/9/2015	15:10:00	17.49
7/9/2015	15:20:00	17.46
7/9/2015	15:30:00	17.44
7/9/2015	15:40:00	17.46
7/9/2015	15:50:00	17.41
7/9/2015	16:00:00	17.38
7/9/2015	16:10:00	17.35
7/9/2015	16:20:00	17.32
7/9/2015	16:30:00	17.35
7/9/2015	16:40:00	17.30
7/9/2015	16:50:00	17.27
7/9/2015	17:00:00	17.23
7/9/2015	17:10:00	17.20
7/9/2015	17:20:00	17.18
7/9/2015	17:30:00	17.15
7/9/2015	17:40:00	17.12
7/9/2015	17:50:00	17.10
7/9/2015	18:00:00	17.07
7/9/2015	18:10:00	17.03
7/9/2015	18:20:00	17.00
7/9/2015	18:30:00	16.97
7/9/2015	18:40:00	16.94
7/9/2015	18:50:00	16.90
7/9/2015	19:00:00	16.87
7/9/2015	19:10:00	16.85
7/9/2015	19:20:00	16.81
7/9/2015	19:30:00	16.78
7/9/2015	19:40:00	16.75
7/9/2015	19:50:00	16.72
7/9/2015	20:00:00	16.69
7/9/2015	20:10:00	16.67
7/9/2015	20:20:00	16.66
7/9/2015	20:30:00	16.66
7/9/2015	20:40:00	16.64
7/9/2015	20:50:00	16.64
7/9/2015	21:00:00	16.63
7/9/2015	21:10:00	16.65
7/9/2015	21:20:00	16.61
7/9/2015	21:30:00	16.60
7/9/2015	21:40:00	16.56
7/9/2015	21:50:00	16.55

7/9/2015	22:00:00	16.54
7/9/2015	22:10:00	16.54
7/9/2015	22:20:00	16.55
7/9/2015	22:30:00	16.54
7/9/2015	22:40:00	16.56
7/9/2015	22:50:00	16.59
7/9/2015	23:00:00	16.61
7/9/2015	23:10:00	16.66
7/9/2015	23:20:00	16.72
7/9/2015	23:30:00	16.77
7/9/2015	23:40:00	16.84
7/9/2015	23:50:00	16.87
7/10/2015	0:00:00	16.90
7/10/2015	0:10:00	16.93
7/10/2015	0:20:00	16.95
7/10/2015	0:30:00	16.97
7/10/2015	0:40:00	16.98
7/10/2015	0:50:00	16.97
7/10/2015	1:00:00	16.96
7/10/2015	1:10:00	16.95
7/10/2015	1:20:00	16.98
7/10/2015	1:30:00	17.33
7/10/2015	1:40:00	17.66
7/10/2015	1:50:00	17.88
7/10/2015	2:00:00	18.03
7/10/2015	2:10:00	18.13
7/10/2015	2:20:00	18.20
7/10/2015	2:30:00	18.24
7/10/2015	2:40:00	18.27
7/10/2015	2:50:00	18.29
7/10/2015	3:00:00	18.31
7/10/2015	3:10:00	18.31
7/10/2015	3:20:00	18.32
7/10/2015	3:30:00	18.33
7/10/2015	3:40:00	18.33
7/10/2015	3:50:00	18.33
7/10/2015	4:00:00	18.33
7/10/2015	4:10:00	18.32
7/10/2015	4:20:00	18.32
7/10/2015	4:30:00	18.31
7/10/2015	4:40:00	18.31
7/10/2015	4:50:00	18.30
7/10/2015	5:00:00	18.30
7/10/2015	5:10:00	18.29
7/10/2015	5:20:00	18.29
7/10/2015	5:30:00	18.29

7/10/2015	5:40:00	18.29
7/10/2015	5:50:00	18.29
7/10/2015	6:00:00	18.29
7/10/2015	6:10:00	18.30
7/10/2015	6:20:00	18.29
7/10/2015	6:30:00	18.29
7/10/2015	6:40:00	18.29
7/10/2015	6:50:00	18.28
7/10/2015	7:00:00	18.28
7/10/2015	7:10:00	18.27
7/10/2015	7:20:00	18.26
7/10/2015	7:30:00	18.25
7/10/2015	7:40:00	18.24
7/10/2015	7:50:00	18.23
7/10/2015	8:00:00	18.22
7/10/2015	8:10:00	18.22
7/10/2015	8:20:00	18.21
7/10/2015	8:30:00	18.21
7/10/2015	8:40:00	18.21
7/10/2015	8:50:00	18.22
7/10/2015	9:00:00	18.23
7/10/2015	9:10:00	18.25
7/10/2015	9:20:00	18.25
7/10/2015	9:30:00	18.25
7/10/2015	9:40:00	18.26
7/10/2015	9:50:00	18.28
7/10/2015	10:00:00	18.33
7/10/2015	10:10:00	18.36
7/10/2015	10:20:00	18.40
7/10/2015	10:30:00	18.42
7/10/2015	10:40:00	18.43
7/10/2015	10:50:00	18.43
7/10/2015	11:00:00	18.47
7/10/2015	11:10:00	18.48
7/10/2015	11:20:00	18.55
7/10/2015	11:30:00	18.59
7/10/2015	11:40:00	18.57
7/10/2015	11:50:00	18.59
7/10/2015	12:00:00	18.57
7/10/2015	12:10:00	18.52
7/10/2015	12:20:00	17.86
7/10/2015	12:30:00	17.43
7/10/2015	12:40:00	17.55
7/10/2015	12:50:00	17.57
7/10/2015	13:00:00	17.58
7/10/2015	13:10:00	17.60

7/10/2015	13:20:00	17.63
7/10/2015	13:30:00	17.66
7/10/2015	13:40:00	17.71
7/10/2015	13:50:00	17.75
7/10/2015	14:00:00	17.75
7/10/2015	14:10:00	17.77
7/10/2015	14:20:00	17.78
7/10/2015	14:30:00	17.73
7/10/2015	14:40:00	17.69
7/10/2015	14:50:00	17.69
7/10/2015	15:00:00	17.69
7/10/2015	15:10:00	17.71
7/10/2015	15:20:00	17.74
7/10/2015	15:30:00	17.72
7/10/2015	15:40:00	17.69
7/10/2015	15:50:00	17.70
7/10/2015	16:00:00	17.72
7/10/2015	16:10:00	17.74
7/10/2015	16:20:00	17.76
7/10/2015	16:30:00	17.77
7/10/2015	16:40:00	17.76
7/10/2015	16:50:00	17.76
7/10/2015	17:00:00	17.74
7/10/2015	17:10:00	17.70
7/10/2015	17:20:00	17.70
7/10/2015	17:30:00	17.66
7/10/2015	17:40:00	17.64
7/10/2015	17:50:00	17.64
7/10/2015	18:00:00	17.63
7/10/2015	18:10:00	17.61
7/10/2015	18:20:00	17.61
7/10/2015	18:30:00	17.60
7/10/2015	18:40:00	17.58
7/10/2015	18:50:00	17.58
7/10/2015	19:00:00	17.57
7/10/2015	19:10:00	17.56
7/10/2015	19:20:00	17.56
7/10/2015	19:30:00	17.56
7/10/2015	19:40:00	17.54
7/10/2015	19:50:00	17.53
7/10/2015	20:00:00	17.53
7/10/2015	20:10:00	17.51
7/10/2015	20:20:00	17.49
7/10/2015	20:30:00	17.47
7/10/2015	20:40:00	17.44
7/10/2015	20:50:00	17.42

7/10/2015	21:00:00	17.40
7/10/2015	21:10:00	17.37
7/10/2015	21:20:00	17.34
7/10/2015	21:30:00	17.31
7/10/2015	21:40:00	17.28
7/10/2015	21:50:00	17.26
7/10/2015	22:00:00	17.23
7/10/2015	22:10:00	17.19
7/10/2015	22:20:00	17.17
7/10/2015	22:30:00	17.14
7/10/2015	22:40:00	17.11
7/10/2015	22:50:00	17.08
7/10/2015	23:00:00	17.06
7/10/2015	23:10:00	17.03
7/10/2015	23:20:00	17.01
7/10/2015	23:30:00	17.01
7/10/2015	23:40:00	17.00
7/10/2015	23:50:00	16.99
7/11/2015	0:00:00	16.98
7/11/2015	0:10:00	16.98
7/11/2015	0:20:00	16.96
7/11/2015	0:30:00	16.96
7/11/2015	0:40:00	16.95
7/11/2015	0:50:00	16.94
7/11/2015	1:00:00	16.92
7/11/2015	1:10:00	16.91
7/11/2015	1:20:00	16.89
7/11/2015	1:30:00	16.89
7/11/2015	1:40:00	17.10
7/11/2015	1:50:00	17.30
7/11/2015	2:00:00	17.43
7/11/2015	2:10:00	17.51
7/11/2015	2:20:00	17.56
7/11/2015	2:30:00	17.60
7/11/2015	2:40:00	17.62
7/11/2015	2:50:00	17.63
7/11/2015	3:00:00	17.63
7/11/2015	3:10:00	17.62
7/11/2015	3:20:00	17.61
7/11/2015	3:30:00	17.60
7/11/2015	3:40:00	17.59
7/11/2015	3:50:00	17.58
7/11/2015	4:00:00	17.57
7/11/2015	4:10:00	17.55
7/11/2015	4:20:00	17.55
7/11/2015	4:30:00	17.53

7/11/2015	4:40:00	17.52
7/11/2015	4:50:00	17.50
7/11/2015	5:00:00	17.49
7/11/2015	5:10:00	17.48
7/11/2015	5:20:00	17.46
7/11/2015	5:30:00	17.44
7/11/2015	5:40:00	17.43
7/11/2015	5:50:00	17.42
7/11/2015	6:00:00	17.41
7/11/2015	6:10:00	17.39
7/11/2015	6:20:00	17.37
7/11/2015	6:30:00	17.36
7/11/2015	6:40:00	17.34
7/11/2015	6:50:00	17.33
7/11/2015	7:00:00	17.32
7/11/2015	7:10:00	17.31
7/11/2015	7:20:00	17.29
7/11/2015	7:30:00	17.29
7/11/2015	7:40:00	17.28
7/11/2015	7:50:00	17.28
7/11/2015	8:00:00	17.29
7/11/2015	8:10:00	17.27
7/11/2015	8:20:00	17.27
7/11/2015	8:30:00	17.29
7/11/2015	8:40:00	17.29
7/11/2015	8:50:00	17.30
7/11/2015	9:00:00	17.29
7/11/2015	9:10:00	17.30
7/11/2015	9:20:00	17.31
7/11/2015	9:30:00	17.31
7/11/2015	9:40:00	17.36
7/11/2015	9:50:00	17.37
7/11/2015	10:00:00	17.36
7/11/2015	10:10:00	17.43
7/11/2015	10:20:00	17.48
7/11/2015	10:30:00	17.51
7/11/2015	10:40:00	17.56
7/11/2015	10:50:00	17.61
7/11/2015	11:00:00	17.63
7/11/2015	11:10:00	17.61
7/11/2015	11:20:00	17.64
7/11/2015	11:30:00	17.70
7/11/2015	11:40:00	17.77
7/11/2015	11:50:00	17.93
7/11/2015	12:00:00	18.02
7/11/2015	12:10:00	18.15

7/11/2015	12:20:00	18.25
7/11/2015	12:30:00	18.40
7/11/2015	12:40:00	18.23
7/11/2015	12:50:00	18.19
7/11/2015	13:00:00	18.32
7/11/2015	13:10:00	18.38
7/11/2015	13:20:00	18.44
7/11/2015	13:30:00	18.50
7/11/2015	13:40:00	18.65
7/11/2015	13:50:00	18.81
7/11/2015	14:00:00	18.91
7/11/2015	14:10:00	18.86
7/11/2015	14:20:00	18.76
7/11/2015	14:30:00	18.90
7/11/2015	14:40:00	19.07
7/11/2015	14:50:00	19.12
7/11/2015	15:00:00	19.15
7/11/2015	15:10:00	19.15
7/11/2015	15:20:00	19.11
7/11/2015	15:30:00	19.00
7/11/2015	15:40:00	17.88
7/11/2015	15:50:00	17.79
7/11/2015	16:00:00	18.02
7/11/2015	16:10:00	18.09
7/11/2015	16:20:00	18.15
7/11/2015	16:30:00	18.20
7/11/2015	16:40:00	18.16
7/11/2015	16:50:00	18.20
7/11/2015	17:00:00	18.22
7/11/2015	17:10:00	18.21
7/11/2015	17:20:00	18.19
7/11/2015	17:30:00	18.13
7/11/2015	17:40:00	18.08
7/11/2015	17:50:00	18.05
7/11/2015	18:00:00	18.02
7/11/2015	18:10:00	17.95
7/11/2015	18:20:00	17.89
7/11/2015	18:30:00	17.82
7/11/2015	18:40:00	17.77
7/11/2015	18:50:00	17.73
7/11/2015	19:00:00	17.67
7/11/2015	19:10:00	17.60
7/11/2015	19:20:00	17.55
7/11/2015	19:30:00	17.51
7/11/2015	19:40:00	17.46
7/11/2015	19:50:00	17.42

7/11/2015	20:00:00	17.37
7/11/2015	20:10:00	17.32
7/11/2015	20:20:00	17.29
7/11/2015	20:30:00	17.23
7/11/2015	20:40:00	17.21
7/11/2015	20:50:00	17.19
7/11/2015	21:00:00	17.17
7/11/2015	21:10:00	17.14
7/11/2015	21:20:00	17.10
7/11/2015	21:30:00	17.08
7/11/2015	21:40:00	17.04
7/11/2015	21:50:00	17.03
7/11/2015	22:00:00	17.00
7/11/2015	22:10:00	16.97
7/11/2015	22:20:00	16.94
7/11/2015	22:30:00	16.93
7/11/2015	22:40:00	16.93
7/11/2015	22:50:00	16.93
7/11/2015	23:00:00	17.04
7/11/2015	23:10:00	17.34
7/11/2015	23:20:00	17.55
7/11/2015	23:30:00	17.72
7/11/2015	23:40:00	17.82
7/11/2015	23:50:00	17.92
7/12/2015	0:00:00	17.96
7/12/2015	0:10:00	18.01
7/12/2015	0:20:00	18.04
7/12/2015	0:30:00	18.06
7/12/2015	0:40:00	18.07
7/12/2015	0:50:00	18.08
7/12/2015	1:00:00	18.07
7/12/2015	1:10:00	18.07
7/12/2015	1:20:00	18.05
7/12/2015	1:30:00	18.04
7/12/2015	1:40:00	18.03
7/12/2015	1:50:00	18.01
7/12/2015	2:00:00	17.98
7/12/2015	2:10:00	17.96
7/12/2015	2:20:00	17.93
7/12/2015	2:30:00	17.91
7/12/2015	2:40:00	17.88
7/12/2015	2:50:00	17.84
7/12/2015	3:00:00	17.81
7/12/2015	3:10:00	17.78
7/12/2015	3:20:00	17.76
7/12/2015	3:30:00	17.73

7/12/2015	3:40:00	17.70
7/12/2015	3:50:00	17.67
7/12/2015	4:00:00	17.65
7/12/2015	4:10:00	17.62
7/12/2015	4:20:00	17.59
7/12/2015	4:30:00	17.57
7/12/2015	4:40:00	17.54
7/12/2015	4:50:00	17.52
7/12/2015	5:00:00	17.50
7/12/2015	5:10:00	17.48
7/12/2015	5:20:00	17.47
7/12/2015	5:30:00	17.45
7/12/2015	5:40:00	17.43
7/12/2015	5:50:00	17.41
7/12/2015	6:00:00	17.40
7/12/2015	6:10:00	17.38
7/12/2015	6:20:00	17.36
7/12/2015	6:30:00	17.34
7/12/2015	6:40:00	17.32
7/12/2015	6:50:00	17.30
7/12/2015	7:00:00	17.29
7/12/2015	7:10:00	17.27
7/12/2015	7:20:00	17.27
7/12/2015	7:30:00	17.26
7/12/2015	7:40:00	17.24
7/12/2015	7:50:00	17.24
7/12/2015	8:00:00	17.24
7/12/2015	8:10:00	17.25
7/12/2015	8:20:00	17.24
7/12/2015	8:30:00	17.24
7/12/2015	8:40:00	17.24
7/12/2015	8:50:00	17.27
7/12/2015	9:00:00	17.29
7/12/2015	9:10:00	17.32
7/12/2015	9:20:00	17.36
7/12/2015	9:30:00	17.40
7/12/2015	9:40:00	17.43
7/12/2015	9:50:00	17.42
7/12/2015	10:00:00	17.45
7/12/2015	10:10:00	17.50
7/12/2015	10:20:00	17.60
7/12/2015	10:30:00	17.67
7/12/2015	10:40:00	17.64
7/12/2015	10:50:00	17.65
7/12/2015	11:00:00	17.65
7/12/2015	11:10:00	17.69

7/12/2015	11:20:00	17.69
7/12/2015	11:30:00	17.84
7/12/2015	11:40:00	18.01
7/12/2015	11:50:00	18.10
7/12/2015	12:00:00	18.20
7/12/2015	12:10:00	18.26
7/12/2015	12:20:00	18.31
7/12/2015	12:30:00	18.37
7/12/2015	12:40:00	18.46
7/12/2015	12:50:00	18.57
7/12/2015	13:00:00	18.69
7/12/2015	13:10:00	18.77
7/12/2015	13:20:00	18.80
7/12/2015	13:30:00	18.84
7/12/2015	13:40:00	18.95
7/12/2015	13:50:00	18.97
7/12/2015	14:00:00	18.95
7/12/2015	14:10:00	18.95
7/12/2015	14:20:00	18.97
7/12/2015	14:30:00	18.97
7/12/2015	14:40:00	18.94
7/12/2015	14:50:00	18.91
7/12/2015	15:00:00	18.86
7/12/2015	15:10:00	18.79
7/12/2015	15:20:00	18.71
7/12/2015	15:30:00	18.56
7/12/2015	15:40:00	17.25
7/12/2015	15:50:00	16.78
7/12/2015	16:00:00	17.07
7/12/2015	16:10:00	17.09
7/12/2015	16:20:00	17.11
7/12/2015	16:30:00	17.15
7/12/2015	16:40:00	17.18
7/12/2015	16:50:00	17.18
7/12/2015	17:00:00	17.19
7/12/2015	17:10:00	17.20
7/12/2015	17:20:00	17.19
7/12/2015	17:30:00	17.17
7/12/2015	17:40:00	17.15
7/12/2015	17:50:00	17.12
7/12/2015	18:00:00	17.10
7/12/2015	18:10:00	17.07
7/12/2015	18:20:00	17.04
7/12/2015	18:30:00	17.01
7/12/2015	18:40:00	16.98
7/12/2015	18:50:00	16.92

7/12/2015	19:00:00	16.89
7/12/2015	19:10:00	16.88
7/12/2015	19:20:00	16.85
7/12/2015	19:30:00	16.82
7/12/2015	19:40:00	16.81
7/12/2015	19:50:00	16.78
7/12/2015	20:00:00	16.76
7/12/2015	20:10:00	16.73
7/12/2015	20:20:00	16.72
7/12/2015	20:30:00	16.71
7/12/2015	20:40:00	16.71
7/12/2015	20:50:00	16.70
7/12/2015	21:00:00	16.71
7/12/2015	21:10:00	16.72
7/12/2015	21:20:00	16.73
7/12/2015	21:30:00	16.75
7/12/2015	21:40:00	16.77
7/12/2015	21:50:00	16.80
7/12/2015	22:00:00	16.81
7/12/2015	22:10:00	16.79
7/12/2015	22:20:00	16.78
7/12/2015	22:30:00	16.78
7/12/2015	22:40:00	16.79
7/12/2015	22:50:00	16.81
7/12/2015	23:00:00	16.83
7/12/2015	23:10:00	16.85
7/12/2015	23:20:00	16.92
7/12/2015	23:30:00	17.22
7/12/2015	23:40:00	17.50
7/12/2015	23:50:00	17.70
7/13/2015	0:00:00	17.85
7/13/2015	0:10:00	17.97
7/13/2015	0:20:00	18.06
7/13/2015	0:30:00	18.15
7/13/2015	0:40:00	18.19
7/13/2015	0:50:00	18.23
7/13/2015	1:00:00	18.26
7/13/2015	1:10:00	18.29
7/13/2015	1:20:00	18.30
7/13/2015	1:30:00	18.31
7/13/2015	1:40:00	18.31
7/13/2015	1:50:00	18.31
7/13/2015	2:00:00	18.32
7/13/2015	2:10:00	18.32
7/13/2015	2:20:00	18.31
7/13/2015	2:30:00	18.30

7/13/2015	2:40:00	18.30
7/13/2015	2:50:00	18.29
7/13/2015	3:00:00	18.28
7/13/2015	3:10:00	18.27
7/13/2015	3:20:00	18.26
7/13/2015	3:30:00	18.25
7/13/2015	3:40:00	18.24
7/13/2015	3:50:00	18.23
7/13/2015	4:00:00	18.21
7/13/2015	4:10:00	18.19
7/13/2015	4:20:00	18.17
7/13/2015	4:30:00	18.16
7/13/2015	4:40:00	18.14
7/13/2015	4:50:00	18.12
7/13/2015	5:00:00	18.11
7/13/2015	5:10:00	18.08
7/13/2015	5:20:00	18.06
7/13/2015	5:30:00	18.04
7/13/2015	5:40:00	18.02
7/13/2015	5:50:00	18.00
7/13/2015	6:00:00	17.99
7/13/2015	6:10:00	17.96
7/13/2015	6:20:00	17.94
7/13/2015	6:30:00	17.92
7/13/2015	6:40:00	17.90
7/13/2015	6:50:00	17.89
7/13/2015	7:00:00	17.86
7/13/2015	7:10:00	17.84
7/13/2015	7:20:00	17.83
7/13/2015	7:30:00	17.81
7/13/2015	7:40:00	17.79
7/13/2015	7:50:00	17.78
7/13/2015	8:00:00	17.77
7/13/2015	8:10:00	17.75
7/13/2015	8:20:00	17.74
7/13/2015	8:30:00	17.74
7/13/2015	8:40:00	17.73
7/13/2015	8:50:00	17.74
7/13/2015	9:00:00	17.73
7/13/2015	9:10:00	17.71
7/13/2015	9:20:00	17.73
7/13/2015	9:30:00	17.73
7/13/2015	9:40:00	17.74
7/13/2015	9:50:00	17.74
7/13/2015	10:00:00	17.75
7/13/2015	10:10:00	17.76

7/13/2015	10:20:00	17.77
7/13/2015	10:30:00	17.80
7/13/2015	10:40:00	17.85
7/13/2015	10:50:00	17.88
7/13/2015	11:00:00	17.91
7/13/2015	11:10:00	17.96
7/13/2015	11:20:00	18.03
7/13/2015	11:30:00	18.10
7/13/2015	11:40:00	18.11
7/13/2015	11:50:00	18.12
7/13/2015	12:00:00	18.14
7/13/2015	12:10:00	18.16
7/13/2015	12:20:00	18.19
7/13/2015	12:30:00	18.27
7/13/2015	12:40:00	18.28
7/13/2015	12:50:00	18.26
7/13/2015	13:00:00	18.22
7/13/2015	13:10:00	17.63
7/13/2015	13:20:00	17.03
7/13/2015	13:30:00	16.67
7/13/2015	13:40:00	16.63
7/13/2015	13:50:00	16.53
7/13/2015	14:00:00	16.48
7/13/2015	14:10:00	16.46
7/13/2015	14:20:00	16.43
7/13/2015	14:30:00	16.42
7/13/2015	14:40:00	16.44
7/13/2015	14:50:00	16.42
7/13/2015	15:00:00	16.40
7/13/2015	15:10:00	16.38
7/13/2015	15:20:00	16.39
7/13/2015	15:30:00	16.40
7/13/2015	15:40:00	16.34
7/13/2015	15:50:00	16.05
7/13/2015	16:00:00	16.08
7/13/2015	16:10:00	16.48
7/13/2015	16:20:00	16.75
7/13/2015	16:30:00	16.91
7/13/2015	16:40:00	17.09
7/13/2015	16:50:00	17.21
7/13/2015	17:00:00	17.31
7/13/2015	17:10:00	17.40
7/13/2015	17:20:00	17.40
7/13/2015	17:30:00	17.35
7/13/2015	17:40:00	17.35
7/13/2015	17:50:00	17.39

7/13/2015	18:00:00	17.43
7/13/2015	18:10:00	17.46
7/13/2015	18:20:00	17.47
7/13/2015	18:30:00	17.47
7/13/2015	18:40:00	17.46
7/13/2015	18:50:00	17.46
7/13/2015	19:00:00	17.48
7/13/2015	19:10:00	17.47
7/13/2015	19:20:00	17.48
7/13/2015	19:30:00	17.47
7/13/2015	19:40:00	17.46
7/13/2015	19:50:00	17.46
7/13/2015	20:00:00	17.43
7/13/2015	20:10:00	17.38
7/13/2015	20:20:00	17.34
7/13/2015	20:30:00	17.32
7/13/2015	20:40:00	17.30
7/13/2015	20:50:00	17.29
7/13/2015	21:00:00	17.29
7/13/2015	21:10:00	17.30
7/13/2015	21:20:00	17.30
7/13/2015	21:30:00	17.31
7/13/2015	21:40:00	17.32
7/13/2015	21:50:00	17.34
7/13/2015	22:00:00	17.34
7/13/2015	22:10:00	17.36
7/13/2015	22:20:00	17.39
7/13/2015	22:30:00	17.41
7/13/2015	22:40:00	17.42
7/13/2015	22:50:00	17.43
7/13/2015	23:00:00	17.44
7/13/2015	23:10:00	17.45
7/13/2015	23:20:00	17.45
7/13/2015	23:30:00	17.44
7/13/2015	23:40:00	17.43
7/13/2015	23:50:00	17.43
7/14/2015	0:00:00	17.40
7/14/2015	0:10:00	17.39
7/14/2015	0:20:00	17.37
7/14/2015	0:30:00	17.35
7/14/2015	0:40:00	17.33
7/14/2015	0:50:00	17.32
7/14/2015	1:00:00	17.30
7/14/2015	1:10:00	17.29
7/14/2015	1:20:00	17.27
7/14/2015	1:30:00	17.26

7/14/2015	1:40:00	17.25
7/14/2015	1:50:00	17.24
7/14/2015	2:00:00	17.24
7/14/2015	2:10:00	17.25
7/14/2015	2:20:00	17.24
7/14/2015	2:30:00	17.24
7/14/2015	2:40:00	17.23
7/14/2015	2:50:00	17.22
7/14/2015	3:00:00	17.21
7/14/2015	3:10:00	17.19
7/14/2015	3:20:00	17.16
7/14/2015	3:30:00	17.13
7/14/2015	3:40:00	17.10
7/14/2015	3:50:00	17.07
7/14/2015	4:00:00	17.04
7/14/2015	4:10:00	17.01
7/14/2015	4:20:00	17.01
7/14/2015	4:30:00	17.00
7/14/2015	4:40:00	16.99
7/14/2015	4:50:00	16.99
7/14/2015	5:00:00	17.01
7/14/2015	5:10:00	17.01
7/14/2015	5:20:00	17.03
7/14/2015	5:30:00	17.06
7/14/2015	5:40:00	17.08
7/14/2015	5:50:00	17.10
7/14/2015	6:00:00	17.11
7/14/2015	6:10:00	17.12
7/14/2015	6:20:00	17.12
7/14/2015	6:30:00	17.12
7/14/2015	6:40:00	17.12
7/14/2015	6:50:00	17.09
7/14/2015	7:00:00	17.08
7/14/2015	7:10:00	17.06
7/14/2015	7:20:00	17.03
7/14/2015	7:30:00	17.00
7/14/2015	7:40:00	16.95
7/14/2015	7:50:00	16.93
7/14/2015	8:00:00	16.88
7/14/2015	8:10:00	16.86
7/14/2015	8:20:00	16.83
7/14/2015	8:30:00	16.82
7/14/2015	8:40:00	16.81
7/14/2015	8:50:00	16.81
7/14/2015	9:00:00	16.83
7/14/2015	9:10:00	16.85

7/14/2015	9:20:00	16.89
7/14/2015	9:30:00	16.92
7/14/2015	9:40:00	16.95
7/14/2015	9:50:00	16.98
7/14/2015	10:00:00	17.03
7/14/2015	10:10:00	17.09
7/14/2015	10:20:00	17.16
7/14/2015	10:30:00	17.22
7/14/2015	10:40:00	17.28
7/14/2015	10:50:00	17.34
7/14/2015	11:00:00	17.38
7/14/2015	11:10:00	17.41
7/14/2015	11:20:00	17.44
7/14/2015	11:30:00	17.46
7/14/2015	11:40:00	17.50
7/14/2015	11:50:00	17.55
7/14/2015	12:00:00	17.58
7/14/2015	12:10:00	17.65
7/14/2015	12:20:00	17.70
7/14/2015	12:30:00	17.75
7/14/2015	12:40:00	17.80
7/14/2015	12:50:00	17.84
7/14/2015	13:00:00	17.90
7/14/2015	13:10:00	17.94
7/14/2015	13:20:00	18.02
7/14/2015	13:30:00	18.08
7/14/2015	13:40:00	18.15
7/14/2015	13:50:00	18.20
7/14/2015	14:00:00	18.26
7/14/2015	14:10:00	18.34
7/14/2015	14:20:00	18.39
7/14/2015	14:30:00	18.48
7/14/2015	14:40:00	18.48
7/14/2015	14:50:00	18.47
7/14/2015	15:00:00	18.51
7/14/2015	15:10:00	18.46
7/14/2015	15:20:00	18.51
7/14/2015	15:30:00	18.46
7/14/2015	15:40:00	18.52
7/14/2015	15:50:00	18.54
7/14/2015	16:00:00	18.47
7/14/2015	16:10:00	18.34
7/14/2015	16:20:00	18.32
7/14/2015	16:30:00	18.22
7/14/2015	16:40:00	18.14
7/14/2015	16:50:00	18.05

7/14/2015	17:00:00	17.99
7/14/2015	17:10:00	17.87
7/14/2015	17:20:00	17.80
7/14/2015	17:30:00	17.73
7/14/2015	17:40:00	17.64
7/14/2015	17:50:00	17.54
7/14/2015	18:00:00	17.45
7/14/2015	18:10:00	17.39
7/14/2015	18:20:00	17.33
7/14/2015	18:30:00	17.28
7/14/2015	18:40:00	17.21
7/14/2015	18:50:00	17.14
7/14/2015	19:00:00	17.09
7/14/2015	19:10:00	17.08
7/14/2015	19:20:00	17.06
7/14/2015	19:30:00	17.05
7/14/2015	19:40:00	17.04
7/14/2015	19:50:00	17.03
7/14/2015	20:00:00	17.00
7/14/2015	20:10:00	16.97
7/14/2015	20:20:00	16.95
7/14/2015	20:30:00	16.94
7/14/2015	20:40:00	16.90
7/14/2015	20:50:00	16.88
7/14/2015	21:00:00	16.85
7/14/2015	21:10:00	16.83
7/14/2015	21:20:00	16.80
7/14/2015	21:30:00	16.76
7/14/2015	21:40:00	16.73
7/14/2015	21:50:00	16.71
7/14/2015	22:00:00	16.68
7/14/2015	22:10:00	16.68
7/14/2015	22:20:00	16.71
7/14/2015	22:30:00	16.72
7/14/2015	22:40:00	16.76
7/14/2015	22:50:00	16.79
7/14/2015	23:00:00	16.81
7/14/2015	23:10:00	16.83
7/14/2015	23:20:00	16.85
7/14/2015	23:30:00	16.85
7/14/2015	23:40:00	16.86
7/14/2015	23:50:00	16.87
7/15/2015	0:00:00	16.88
7/15/2015	0:10:00	16.90
7/15/2015	0:20:00	16.91
7/15/2015	0:30:00	16.91

7/15/2015	0:40:00	16.90
7/15/2015	0:50:00	16.92
7/15/2015	1:00:00	16.91
7/15/2015	1:10:00	16.90
7/15/2015	1:20:00	16.88
7/15/2015	1:30:00	16.85
7/15/2015	1:40:00	16.84
7/15/2015	1:50:00	16.86
7/15/2015	2:00:00	16.86
7/15/2015	2:10:00	16.90
7/15/2015	2:20:00	16.91
7/15/2015	2:30:00	16.93
7/15/2015	2:40:00	17.21
7/15/2015	2:50:00	17.66
7/15/2015	3:00:00	17.96
7/15/2015	3:10:00	18.22
7/15/2015	3:20:00	18.38
7/15/2015	3:30:00	18.55
7/15/2015	3:40:00	18.66
7/15/2015	3:50:00	18.74
7/15/2015	4:00:00	18.80
7/15/2015	4:10:00	18.85
7/15/2015	4:20:00	18.89
7/15/2015	4:30:00	18.92
7/15/2015	4:40:00	18.94
7/15/2015	4:50:00	18.94
7/15/2015	5:00:00	18.94
7/15/2015	5:10:00	18.94
7/15/2015	5:20:00	18.95
7/15/2015	5:30:00	18.94
7/15/2015	5:40:00	18.93
7/15/2015	5:50:00	18.91
7/15/2015	6:00:00	18.90
7/15/2015	6:10:00	18.89
7/15/2015	6:20:00	18.88
7/15/2015	6:30:00	18.86
7/15/2015	6:40:00	18.84
7/15/2015	6:50:00	18.83
7/15/2015	7:00:00	18.82
7/15/2015	7:10:00	18.81
7/15/2015	7:20:00	18.80
7/15/2015	7:30:00	18.79
7/15/2015	7:40:00	18.78
7/15/2015	7:50:00	18.76
7/15/2015	8:00:00	18.75
7/15/2015	8:10:00	18.74

7/15/2015	8:20:00	18.74
7/15/2015	8:30:00	18.73
7/15/2015	8:40:00	18.73
7/15/2015	8:50:00	18.73
7/15/2015	9:00:00	18.74
7/15/2015	9:10:00	18.72
7/15/2015	9:20:00	18.71
7/15/2015	9:30:00	18.70
7/15/2015	9:40:00	18.71
7/15/2015	9:50:00	18.71
7/15/2015	10:00:00	18.71
7/15/2015	10:10:00	18.71
7/15/2015	10:20:00	18.71
7/15/2015	10:30:00	18.71
7/15/2015	10:40:00	18.71
7/15/2015	10:50:00	18.74
7/15/2015	11:00:00	18.77
7/15/2015	11:10:00	18.78
7/15/2015	11:20:00	18.78
7/15/2015	11:30:00	18.79
7/15/2015	11:40:00	18.81
7/15/2015	11:50:00	18.80
7/15/2015	12:00:00	18.82
7/15/2015	12:10:00	18.84
7/15/2015	12:20:00	18.88
7/15/2015	12:30:00	18.92
7/15/2015	12:40:00	18.95
7/15/2015	12:50:00	18.98
7/15/2015	13:00:00	18.97
7/15/2015	13:10:00	18.98
7/15/2015	13:20:00	19.02
7/15/2015	13:30:00	19.09
7/15/2015	13:40:00	19.21
7/15/2015	13:50:00	19.29
7/15/2015	14:00:00	19.26
7/15/2015	14:10:00	19.29
7/15/2015	14:20:00	19.37
7/15/2015	14:30:00	19.40
7/15/2015	14:40:00	19.27
7/15/2015	14:50:00	18.04
7/15/2015	15:00:00	17.26
7/15/2015	15:10:00	17.47
7/15/2015	15:20:00	17.51
7/15/2015	15:30:00	17.52
7/15/2015	15:40:00	17.52
7/15/2015	15:50:00	17.57

7/15/2015	16:00:00	17.63
7/15/2015	16:10:00	17.70
7/15/2015	16:20:00	17.77
7/15/2015	16:30:00	17.73
7/15/2015	16:40:00	17.74
7/15/2015	16:50:00	17.73
7/15/2015	17:00:00	17.72
7/15/2015	17:10:00	17.76
7/15/2015	17:20:00	17.84
7/15/2015	17:30:00	17.81
7/15/2015	17:40:00	17.88
7/15/2015	17:50:00	17.82
7/15/2015	18:00:00	17.82
7/15/2015	18:10:00	17.77
7/15/2015	18:20:00	17.70
7/15/2015	18:30:00	17.67
7/15/2015	18:40:00	17.62
7/15/2015	18:50:00	17.56
7/15/2015	19:00:00	17.53
7/15/2015	19:10:00	17.48
7/15/2015	19:20:00	17.42
7/15/2015	19:30:00	17.37
7/15/2015	19:40:00	17.31
7/15/2015	19:50:00	17.24
7/15/2015	20:00:00	17.20
7/15/2015	20:10:00	17.16
7/15/2015	20:20:00	17.16
7/15/2015	20:30:00	17.14
7/15/2015	20:40:00	17.11
7/15/2015	20:50:00	17.09
7/15/2015	21:00:00	17.08
7/15/2015	21:10:00	17.06
7/15/2015	21:20:00	17.09
7/15/2015	21:30:00	17.10
7/15/2015	21:40:00	17.11
7/15/2015	21:50:00	17.11
7/15/2015	22:00:00	17.11
7/15/2015	22:10:00	17.11
7/15/2015	22:20:00	17.08
7/15/2015	22:30:00	17.06
7/15/2015	22:40:00	17.05
7/15/2015	22:50:00	17.04
7/15/2015	23:00:00	17.05
7/15/2015	23:10:00	17.06
7/15/2015	23:20:00	17.06
7/15/2015	23:30:00	17.23

7/15/2015	23:40:00	17.52
7/15/2015	23:50:00	17.75
7/16/2015	0:00:00	17.90
7/16/2015	0:10:00	18.02
7/16/2015	0:20:00	18.10
7/16/2015	0:30:00	18.16
7/16/2015	0:40:00	18.20
7/16/2015	0:50:00	18.23
7/16/2015	1:00:00	18.24
7/16/2015	1:10:00	18.25
7/16/2015	1:20:00	18.27
7/16/2015	1:30:00	18.29
7/16/2015	1:40:00	18.30
7/16/2015	1:50:00	18.30
7/16/2015	2:00:00	18.29
7/16/2015	2:10:00	18.29
7/16/2015	2:20:00	18.29
7/16/2015	2:30:00	18.27
7/16/2015	2:40:00	18.27
7/16/2015	2:50:00	18.27
7/16/2015	3:00:00	18.25
7/16/2015	3:10:00	18.24
7/16/2015	3:20:00	18.22
7/16/2015	3:30:00	18.20
7/16/2015	3:40:00	18.18
7/16/2015	3:50:00	18.16
7/16/2015	4:00:00	18.13
7/16/2015	4:10:00	18.11
7/16/2015	4:20:00	18.08
7/16/2015	4:30:00	18.05
7/16/2015	4:40:00	18.02
7/16/2015	4:50:00	18.00
7/16/2015	5:00:00	17.97
7/16/2015	5:10:00	17.95
7/16/2015	5:20:00	17.92
7/16/2015	5:30:00	17.89
7/16/2015	5:40:00	17.87
7/16/2015	5:50:00	17.84
7/16/2015	6:00:00	17.81
7/16/2015	6:10:00	17.78
7/16/2015	6:20:00	17.75
7/16/2015	6:30:00	17.73
7/16/2015	6:40:00	17.70
7/16/2015	6:50:00	17.67
7/16/2015	7:00:00	17.65
7/16/2015	7:10:00	17.62

7/16/2015	7:20:00	17.60
7/16/2015	7:30:00	17.59
7/16/2015	7:40:00	17.59
7/16/2015	7:50:00	17.56
7/16/2015	8:00:00	17.51
7/16/2015	8:10:00	17.47
7/16/2015	8:20:00	17.44
7/16/2015	8:30:00	17.41
7/16/2015	8:40:00	17.38
7/16/2015	8:50:00	17.38
7/16/2015	9:00:00	17.38
7/16/2015	9:10:00	17.39
7/16/2015	9:20:00	17.41
7/16/2015	9:30:00	17.43
7/16/2015	9:40:00	17.44
7/16/2015	9:50:00	17.45
7/16/2015	10:00:00	17.48
7/16/2015	10:10:00	17.52
7/16/2015	10:20:00	17.56
7/16/2015	10:30:00	17.60
7/16/2015	10:40:00	17.66
7/16/2015	10:50:00	17.73
7/16/2015	11:00:00	17.80
7/16/2015	11:10:00	17.86
7/16/2015	11:20:00	17.95
7/16/2015	11:30:00	18.03
7/16/2015	11:40:00	18.13
7/16/2015	11:50:00	18.24
7/16/2015	12:00:00	18.35
7/16/2015	12:10:00	18.48
7/16/2015	12:20:00	18.60
7/16/2015	12:30:00	18.74
7/16/2015	12:40:00	18.84
7/16/2015	12:50:00	18.99
7/16/2015	13:00:00	19.13
7/16/2015	13:10:00	19.27
7/16/2015	13:20:00	19.38
7/16/2015	13:30:00	19.53
7/16/2015	13:40:00	19.65
7/16/2015	13:50:00	19.79
7/16/2015	14:00:00	19.93
7/16/2015	14:10:00	20.07
7/16/2015	14:20:00	20.21
7/16/2015	14:30:00	20.33
7/16/2015	14:40:00	20.44
7/16/2015	14:50:00	20.57

7/16/2015	15:00:00	20.69
7/16/2015	15:10:00	20.78
7/16/2015	15:20:00	20.81
7/16/2015	15:30:00	20.83
7/16/2015	15:40:00	20.75
7/16/2015	15:50:00	20.57
7/16/2015	16:00:00	19.01
7/16/2015	16:10:00	18.41
7/16/2015	16:20:00	18.62
7/16/2015	16:30:00	18.59
7/16/2015	16:40:00	18.58
7/16/2015	16:50:00	18.59
7/16/2015	17:00:00	18.59
7/16/2015	17:10:00	18.58
7/16/2015	17:20:00	18.57
7/16/2015	17:30:00	18.54
7/16/2015	17:40:00	18.49
7/16/2015	17:50:00	18.45
7/16/2015	18:00:00	18.38
7/16/2015	18:10:00	18.29
7/16/2015	18:20:00	18.20
7/16/2015	18:30:00	18.09
7/16/2015	18:40:00	17.99
7/16/2015	18:50:00	17.92
7/16/2015	19:00:00	17.85
7/16/2015	19:10:00	17.77
7/16/2015	19:20:00	17.69
7/16/2015	19:30:00	17.62
7/16/2015	19:40:00	17.56
7/16/2015	19:50:00	17.48
7/16/2015	20:00:00	17.43
7/16/2015	20:10:00	17.36
7/16/2015	20:20:00	17.30
7/16/2015	20:30:00	17.24
7/16/2015	20:40:00	17.21
7/16/2015	20:50:00	17.17
7/16/2015	21:00:00	17.16
7/16/2015	21:10:00	17.15
7/16/2015	21:20:00	17.14
7/16/2015	21:30:00	17.12
7/16/2015	21:40:00	17.12
7/16/2015	21:50:00	17.37
7/16/2015	22:00:00	17.71
7/16/2015	22:10:00	17.98
7/16/2015	22:20:00	18.18
7/16/2015	22:30:00	18.34

7/16/2015	22:40:00	18.46
7/16/2015	22:50:00	18.53
7/16/2015	23:00:00	18.60
7/16/2015	23:10:00	18.64
7/16/2015	23:20:00	18.68
7/16/2015	23:30:00	18.70
7/16/2015	23:40:00	18.72
7/16/2015	23:50:00	18.72
7/17/2015	0:00:00	18.72
7/17/2015	0:10:00	18.72
7/17/2015	0:20:00	18.72
7/17/2015	0:30:00	18.70
7/17/2015	0:40:00	18.69
7/17/2015	0:50:00	18.68
7/17/2015	1:00:00	18.66
7/17/2015	1:10:00	18.65
7/17/2015	1:20:00	18.63
7/17/2015	1:30:00	18.60
7/17/2015	1:40:00	18.58
7/17/2015	1:50:00	18.55
7/17/2015	2:00:00	18.53
7/17/2015	2:10:00	18.51
7/17/2015	2:20:00	18.48
7/17/2015	2:30:00	18.46
7/17/2015	2:40:00	18.44
7/17/2015	2:50:00	18.43
7/17/2015	3:00:00	18.41
7/17/2015	3:10:00	18.40
7/17/2015	3:20:00	18.38
7/17/2015	3:30:00	18.36
7/17/2015	3:40:00	18.34
7/17/2015	3:50:00	18.33
7/17/2015	4:00:00	18.31
7/17/2015	4:10:00	18.30
7/17/2015	4:20:00	18.28
7/17/2015	4:30:00	18.26
7/17/2015	4:40:00	18.23
7/17/2015	4:50:00	18.21
7/17/2015	5:00:00	18.19
7/17/2015	5:10:00	18.17
7/17/2015	5:20:00	18.15
7/17/2015	5:30:00	18.13
7/17/2015	5:40:00	18.10
7/17/2015	5:50:00	18.06
7/17/2015	6:00:00	18.03
7/17/2015	6:10:00	18.00

7/17/2015	6:20:00	17.97
7/17/2015	6:30:00	17.94
7/17/2015	6:40:00	17.91
7/17/2015	6:50:00	17.87
7/17/2015	7:00:00	17.85
7/17/2015	7:10:00	17.81
7/17/2015	7:20:00	17.79
7/17/2015	7:30:00	17.75
7/17/2015	7:40:00	17.73
7/17/2015	7:50:00	17.73
7/17/2015	8:00:00	17.71
7/17/2015	8:10:00	17.68
7/17/2015	8:20:00	17.67
7/17/2015	8:30:00	17.67
7/17/2015	8:40:00	17.67
7/17/2015	8:50:00	17.69
7/17/2015	9:00:00	17.72
7/17/2015	9:10:00	17.78
7/17/2015	9:20:00	17.83
7/17/2015	9:30:00	17.85
7/17/2015	9:40:00	17.87
7/17/2015	9:50:00	17.87
7/17/2015	10:00:00	17.89
7/17/2015	10:10:00	17.91
7/17/2015	10:20:00	17.95
7/17/2015	10:30:00	18.01
7/17/2015	10:40:00	18.10
7/17/2015	10:50:00	18.16
7/17/2015	11:00:00	18.21
7/17/2015	11:10:00	18.30
7/17/2015	11:20:00	18.41
7/17/2015	11:30:00	18.46
7/17/2015	11:40:00	18.55
7/17/2015	11:50:00	18.66
7/17/2015	12:00:00	18.72
7/17/2015	12:10:00	18.78
7/17/2015	12:20:00	18.87
7/17/2015	12:30:00	18.91
7/17/2015	12:40:00	18.85
7/17/2015	12:50:00	18.87
7/17/2015	13:00:00	17.84
7/17/2015	13:10:00	17.25
7/17/2015	13:20:00	17.81
7/17/2015	13:30:00	18.02
7/17/2015	13:40:00	18.22
7/17/2015	13:50:00	18.37

7/17/2015	14:00:00	18.49
7/17/2015	14:10:00	18.57
7/17/2015	14:20:00	18.65
7/17/2015	14:30:00	18.73
7/17/2015	14:40:00	18.78
7/17/2015	14:50:00	18.76
7/17/2015	15:00:00	18.74
7/17/2015	15:10:00	18.77
7/17/2015	15:20:00	18.75
7/17/2015	15:30:00	18.78
7/17/2015	15:40:00	18.75
7/17/2015	15:50:00	18.69
7/17/2015	16:00:00	18.72
7/17/2015	16:10:00	18.63
7/17/2015	16:20:00	18.55
7/17/2015	16:30:00	18.55
7/17/2015	16:40:00	18.60
7/17/2015	16:50:00	18.61
7/17/2015	17:00:00	18.62
7/17/2015	17:10:00	18.58
7/17/2015	17:20:00	18.49
7/17/2015	17:30:00	18.47
7/17/2015	17:40:00	18.39
7/17/2015	17:50:00	18.33
7/17/2015	18:00:00	18.26
7/17/2015	18:10:00	18.20
7/17/2015	18:20:00	18.15
7/17/2015	18:30:00	18.12
7/17/2015	18:40:00	18.12
7/17/2015	18:50:00	18.06
7/17/2015	19:00:00	18.01
7/17/2015	19:10:00	17.96
7/17/2015	19:20:00	17.86
7/17/2015	19:30:00	17.80
7/17/2015	19:40:00	17.75
7/17/2015	19:50:00	17.71
7/17/2015	20:00:00	17.67
7/17/2015	20:10:00	17.65
7/17/2015	20:20:00	17.64
7/17/2015	20:30:00	17.64
7/17/2015	20:40:00	17.64
7/17/2015	20:50:00	17.60
7/17/2015	21:00:00	17.63
7/17/2015	21:10:00	17.89
7/17/2015	21:20:00	18.23
7/17/2015	21:30:00	18.50

7/17/2015	21:40:00	18.73
7/17/2015	21:50:00	18.92
7/17/2015	22:00:00	19.04
7/17/2015	22:10:00	19.14
7/17/2015	22:20:00	19.23
7/17/2015	22:30:00	19.28
7/17/2015	22:40:00	19.33
7/17/2015	22:50:00	19.38
7/17/2015	23:00:00	19.41
7/17/2015	23:10:00	19.43
7/17/2015	23:20:00	19.45
7/17/2015	23:30:00	19.45
7/17/2015	23:40:00	19.46
7/17/2015	23:50:00	19.46
7/18/2015	0:00:00	19.47
7/18/2015	0:10:00	19.46
7/18/2015	0:20:00	19.46
7/18/2015	0:30:00	19.46
7/18/2015	0:40:00	19.45
7/18/2015	0:50:00	19.44
7/18/2015	1:00:00	19.44
7/18/2015	1:10:00	19.42
7/18/2015	1:20:00	19.41
7/18/2015	1:30:00	19.41
7/18/2015	1:40:00	19.40
7/18/2015	1:50:00	19.39
7/18/2015	2:00:00	19.38
7/18/2015	2:10:00	19.36
7/18/2015	2:20:00	19.35
7/18/2015	2:30:00	19.34
7/18/2015	2:40:00	19.34
7/18/2015	2:50:00	19.32
7/18/2015	3:00:00	19.31
7/18/2015	3:10:00	19.30
7/18/2015	3:20:00	19.29
7/18/2015	3:30:00	19.28
7/18/2015	3:40:00	19.27
7/18/2015	3:50:00	19.26
7/18/2015	4:00:00	19.26
7/18/2015	4:10:00	19.26
7/18/2015	4:20:00	19.24
7/18/2015	4:30:00	19.23
7/18/2015	4:40:00	19.23
7/18/2015	4:50:00	19.22
7/18/2015	5:00:00	19.21
7/18/2015	5:10:00	19.20

7/18/2015	5:20:00	19.19
7/18/2015	5:30:00	19.17
7/18/2015	5:40:00	19.17
7/18/2015	5:50:00	19.15
7/18/2015	6:00:00	19.09
7/18/2015	6:10:00	19.06
7/18/2015	6:20:00	19.04
7/18/2015	6:30:00	19.02
7/18/2015	6:40:00	19.01
7/18/2015	6:50:00	19.00
7/18/2015	7:00:00	18.99
7/18/2015	7:10:00	19.00
7/18/2015	7:20:00	18.99
7/18/2015	7:30:00	18.98
7/18/2015	7:40:00	18.97
7/18/2015	7:50:00	18.96
7/18/2015	8:00:00	18.97
7/18/2015	8:10:00	18.98
7/18/2015	8:20:00	19.00
7/18/2015	8:30:00	19.02
7/18/2015	8:40:00	19.06
7/18/2015	8:50:00	19.09
7/18/2015	9:00:00	19.07
7/18/2015	9:10:00	19.07
7/18/2015	9:20:00	19.06
7/18/2015	9:30:00	19.06
7/18/2015	9:40:00	19.07
7/18/2015	9:50:00	19.06
7/18/2015	10:00:00	19.06
7/18/2015	10:10:00	19.10
7/18/2015	10:20:00	19.16
7/18/2015	10:30:00	19.25
7/18/2015	10:40:00	19.28
7/18/2015	10:50:00	19.39
7/18/2015	11:00:00	19.51
7/18/2015	11:10:00	19.60
7/18/2015	11:20:00	19.59
7/18/2015	11:30:00	19.62
7/18/2015	11:40:00	19.69
7/18/2015	11:50:00	19.74
7/18/2015	12:00:00	19.83
7/18/2015	12:10:00	19.87
7/18/2015	12:20:00	19.92
7/18/2015	12:30:00	20.03
7/18/2015	12:40:00	20.14
7/18/2015	12:50:00	20.20

7/18/2015	13:00:00	20.29
7/18/2015	13:10:00	20.30
7/18/2015	13:20:00	19.71
7/18/2015	13:30:00	18.98
7/18/2015	13:40:00	18.62
7/18/2015	13:50:00	18.60
7/18/2015	14:00:00	18.62
7/18/2015	14:10:00	18.63
7/18/2015	14:20:00	18.71
7/18/2015	14:30:00	18.81
7/18/2015	14:40:00	18.74
7/18/2015	14:50:00	18.65
7/18/2015	15:00:00	18.64
7/18/2015	15:10:00	18.73
7/18/2015	15:20:00	18.79
7/18/2015	15:30:00	18.94
7/18/2015	15:40:00	19.04
7/18/2015	15:50:00	19.12
7/18/2015	16:00:00	19.26
7/18/2015	16:10:00	19.41
7/18/2015	16:20:00	19.49
7/18/2015	16:30:00	19.52
7/18/2015	16:40:00	19.50
7/18/2015	16:50:00	19.62
7/18/2015	17:00:00	19.97
7/18/2015	17:10:00	20.45
7/18/2015	17:20:00	20.86
7/18/2015	17:30:00	21.18
7/18/2015	17:40:00	21.43
7/18/2015	17:50:00	21.57
7/18/2015	18:00:00	21.73
7/18/2015	18:10:00	21.83
7/18/2015	18:20:00	21.82
7/18/2015	18:30:00	21.79
7/18/2015	18:40:00	21.83
7/18/2015	18:50:00	21.83
7/18/2015	19:00:00	21.78
7/18/2015	19:10:00	21.73
7/18/2015	19:20:00	21.66
7/18/2015	19:30:00	21.57
7/18/2015	19:40:00	21.48
7/18/2015	19:50:00	21.38
7/18/2015	20:00:00	21.29
7/18/2015	20:10:00	21.21
7/18/2015	20:20:00	21.14
7/18/2015	20:30:00	21.06

7/18/2015	20:40:00	21.00
7/18/2015	20:50:00	20.93
7/18/2015	21:00:00	20.87
7/18/2015	21:10:00	20.81
7/18/2015	21:20:00	20.75
7/18/2015	21:30:00	20.70
7/18/2015	21:40:00	20.64
7/18/2015	21:50:00	20.59
7/18/2015	22:00:00	20.54
7/18/2015	22:10:00	20.49
7/18/2015	22:20:00	20.45
7/18/2015	22:30:00	20.41
7/18/2015	22:40:00	20.38
7/18/2015	22:50:00	20.35
7/18/2015	23:00:00	20.33
7/18/2015	23:10:00	20.31
7/18/2015	23:20:00	20.29
7/18/2015	23:30:00	20.28
7/18/2015	23:40:00	20.27
7/18/2015	23:50:00	20.26
7/19/2015	0:00:00	20.25
7/19/2015	0:10:00	20.25
7/19/2015	0:20:00	20.25
7/19/2015	0:30:00	20.24
7/19/2015	0:40:00	20.23
7/19/2015	0:50:00	20.22
7/19/2015	1:00:00	20.23
7/19/2015	1:10:00	20.21
7/19/2015	1:20:00	20.20
7/19/2015	1:30:00	20.19
7/19/2015	1:40:00	20.18
7/19/2015	1:50:00	20.17
7/19/2015	2:00:00	20.16
7/19/2015	2:10:00	20.15
7/19/2015	2:20:00	20.13
7/19/2015	2:30:00	20.12
7/19/2015	2:40:00	20.10
7/19/2015	2:50:00	20.09
7/19/2015	3:00:00	20.08
7/19/2015	3:10:00	20.07
7/19/2015	3:20:00	20.05
7/19/2015	3:30:00	20.04
7/19/2015	3:40:00	20.03
7/19/2015	3:50:00	20.02
7/19/2015	4:00:00	20.01
7/19/2015	4:10:00	20.00

7/19/2015	4:20:00	19.98
7/19/2015	4:30:00	19.98
7/19/2015	4:40:00	19.95
7/19/2015	4:50:00	19.95
7/19/2015	5:00:00	19.94
7/19/2015	5:10:00	19.93
7/19/2015	5:20:00	19.92
7/19/2015	5:30:00	19.91
7/19/2015	5:40:00	19.90
7/19/2015	5:50:00	19.88
7/19/2015	6:00:00	19.87
7/19/2015	6:10:00	19.86
7/19/2015	6:20:00	19.86
7/19/2015	6:30:00	19.84
7/19/2015	6:40:00	19.84
7/19/2015	6:50:00	19.82
7/19/2015	7:00:00	19.82
7/19/2015	7:10:00	19.82
7/19/2015	7:20:00	19.81
7/19/2015	7:30:00	19.82
7/19/2015	7:40:00	19.82
7/19/2015	7:50:00	19.82
7/19/2015	8:00:00	19.83
7/19/2015	8:10:00	19.82
7/19/2015	8:20:00	19.83
7/19/2015	8:30:00	19.84
7/19/2015	8:40:00	19.86
7/19/2015	8:50:00	19.88
7/19/2015	9:00:00	19.91
7/19/2015	9:10:00	19.96
7/19/2015	9:20:00	20.01
7/19/2015	9:30:00	20.05
7/19/2015	9:40:00	20.12
7/19/2015	9:50:00	20.19
7/19/2015	10:00:00	20.25
7/19/2015	10:10:00	20.31
7/19/2015	10:20:00	20.40
7/19/2015	10:30:00	20.45
7/19/2015	10:40:00	20.53
7/19/2015	10:50:00	20.58
7/19/2015	11:00:00	20.72
7/19/2015	11:10:00	20.82
7/19/2015	11:20:00	20.93
7/19/2015	11:30:00	21.10
7/19/2015	11:40:00	21.26
7/19/2015	11:50:00	21.44

7/19/2015	12:00:00	21.62
7/19/2015	12:10:00	21.76
7/19/2015	12:20:00	21.92
7/19/2015	12:30:00	22.01
7/19/2015	12:40:00	22.13
7/19/2015	12:50:00	22.22
7/19/2015	13:00:00	22.32
7/19/2015	13:10:00	22.45
7/19/2015	13:20:00	22.63
7/19/2015	13:30:00	22.79
7/19/2015	13:40:00	22.98
7/19/2015	13:50:00	23.13
7/19/2015	14:00:00	23.20
7/19/2015	14:10:00	23.40
7/19/2015	14:20:00	23.52
7/19/2015	14:30:00	23.48
7/19/2015	14:40:00	23.43
7/19/2015	14:50:00	23.47
7/19/2015	15:00:00	23.71
7/19/2015	15:10:00	23.90
7/19/2015	15:20:00	23.95
7/19/2015	15:30:00	23.97
7/19/2015	15:40:00	24.05
7/19/2015	15:50:00	24.14
7/19/2015	16:00:00	24.22
7/19/2015	16:10:00	24.31
7/19/2015	16:20:00	24.37
7/19/2015	16:30:00	24.46
7/19/2015	16:40:00	24.47
7/19/2015	16:50:00	24.40
7/19/2015	17:00:00	24.39
7/19/2015	17:10:00	24.42
7/19/2015	17:20:00	24.31
7/19/2015	17:30:00	24.24
7/19/2015	17:40:00	24.19
7/19/2015	17:50:00	24.10
7/19/2015	18:00:00	24.02
7/19/2015	18:10:00	23.98
7/19/2015	18:20:00	23.94
7/19/2015	18:30:00	23.88
7/19/2015	18:40:00	23.79
7/19/2015	18:50:00	23.70
7/19/2015	19:00:00	23.60
7/19/2015	19:10:00	23.49
7/19/2015	19:20:00	23.39
7/19/2015	19:30:00	23.30

7/19/2015	19:40:00	23.20
7/19/2015	19:50:00	23.11
7/19/2015	20:00:00	23.02
7/19/2015	20:10:00	22.92
7/19/2015	20:20:00	22.84
7/19/2015	20:30:00	22.75
7/19/2015	20:40:00	22.67
7/19/2015	20:50:00	22.58
7/19/2015	21:00:00	22.50
7/19/2015	21:10:00	22.42
7/19/2015	21:20:00	22.34
7/19/2015	21:30:00	22.27
7/19/2015	21:40:00	22.20
7/19/2015	21:50:00	22.13
7/19/2015	22:00:00	22.07
7/19/2015	22:10:00	22.02
7/19/2015	22:20:00	21.96
7/19/2015	22:30:00	21.91
7/19/2015	22:40:00	21.87
7/19/2015	22:50:00	21.83
7/19/2015	23:00:00	21.79
7/19/2015	23:10:00	21.76
7/19/2015	23:20:00	21.72
7/19/2015	23:30:00	21.70
7/19/2015	23:40:00	21.67
7/19/2015	23:50:00	21.64
7/20/2015	0:00:00	21.61
7/20/2015	0:10:00	21.59
7/20/2015	0:20:00	21.57
7/20/2015	0:30:00	21.55
7/20/2015	0:40:00	21.51
7/20/2015	0:50:00	21.50
7/20/2015	1:00:00	21.47
7/20/2015	1:10:00	21.45
7/20/2015	1:20:00	21.42
7/20/2015	1:30:00	21.39
7/20/2015	1:40:00	21.37
7/20/2015	1:50:00	21.35
7/20/2015	2:00:00	21.32
7/20/2015	2:10:00	21.29
7/20/2015	2:20:00	21.27
7/20/2015	2:30:00	21.25
7/20/2015	2:40:00	21.22
7/20/2015	2:50:00	21.19
7/20/2015	3:00:00	21.17
7/20/2015	3:10:00	21.15

7/20/2015	3:20:00	21.13
7/20/2015	3:30:00	21.09
7/20/2015	3:40:00	21.07
7/20/2015	3:50:00	21.05
7/20/2015	4:00:00	21.03
7/20/2015	4:10:00	21.00
7/20/2015	4:20:00	20.97
7/20/2015	4:30:00	20.95
7/20/2015	4:40:00	20.93
7/20/2015	4:50:00	20.90
7/20/2015	5:00:00	20.88
7/20/2015	5:10:00	20.85
7/20/2015	5:20:00	20.83
7/20/2015	5:30:00	20.80
7/20/2015	5:40:00	20.79
7/20/2015	5:50:00	20.78
7/20/2015	6:00:00	20.75
7/20/2015	6:10:00	20.73
7/20/2015	6:20:00	20.72
7/20/2015	6:30:00	20.70
7/20/2015	6:40:00	20.69
7/20/2015	6:50:00	20.68
7/20/2015	7:00:00	20.67
7/20/2015	7:10:00	20.67
7/20/2015	7:20:00	20.66
7/20/2015	7:30:00	20.65
7/20/2015	7:40:00	20.66
7/20/2015	7:50:00	20.65
7/20/2015	8:00:00	20.65
7/20/2015	8:10:00	20.64
7/20/2015	8:20:00	20.63
7/20/2015	8:30:00	20.65
7/20/2015	8:40:00	20.64
7/20/2015	8:50:00	20.64
7/20/2015	9:00:00	20.63
7/20/2015	9:10:00	20.65
7/20/2015	9:20:00	20.67
7/20/2015	9:30:00	20.67
7/20/2015	9:40:00	20.68
7/20/2015	9:50:00	20.70
7/20/2015	10:00:00	20.72
7/20/2015	10:10:00	20.74
7/20/2015	10:20:00	20.75
7/20/2015	10:30:00	20.76
7/20/2015	10:40:00	20.80
7/20/2015	10:50:00	20.87

7/20/2015	11:00:00	20.95
7/20/2015	11:10:00	21.10
7/20/2015	11:20:00	21.24
7/20/2015	11:30:00	21.43
7/20/2015	11:40:00	21.63
7/20/2015	11:50:00	21.77
7/20/2015	12:00:00	21.90
7/20/2015	12:10:00	22.02
7/20/2015	12:20:00	22.11
7/20/2015	12:30:00	22.18
7/20/2015	12:40:00	22.25
7/20/2015	12:50:00	22.21
7/20/2015	13:00:00	22.14
7/20/2015	13:10:00	20.52
7/20/2015	13:20:00	19.33
7/20/2015	13:30:00	19.45
7/20/2015	13:40:00	19.42
7/20/2015	13:50:00	19.38
7/20/2015	14:00:00	19.41
7/20/2015	14:10:00	19.45
7/20/2015	14:20:00	19.48
7/20/2015	14:30:00	19.49
7/20/2015	14:40:00	19.47
7/20/2015	14:50:00	19.41
7/20/2015	15:00:00	19.37
7/20/2015	15:10:00	19.38
7/20/2015	15:20:00	19.40
7/20/2015	15:30:00	19.45
7/20/2015	15:40:00	19.59
7/20/2015	15:50:00	19.77
7/20/2015	16:00:00	19.98
7/20/2015	16:10:00	20.15
7/20/2015	16:20:00	20.31
7/20/2015	16:30:00	20.40
7/20/2015	16:40:00	20.76
7/20/2015	16:50:00	20.82
7/20/2015	17:00:00	21.99
7/20/2015	17:10:00	21.57
7/20/2015	17:20:00	20.48
7/20/2015	17:30:00	20.01
7/20/2015	17:40:00	19.70
7/20/2015	17:50:00	19.44
7/20/2015	18:00:00	19.30
7/20/2015	18:10:00	19.18
7/20/2015	18:20:00	18.96
7/20/2015	18:30:00	18.83

7/20/2015	18:40:00	18.68
7/20/2015	18:50:00	18.50
7/20/2015	19:00:00	18.34
7/20/2015	19:10:00	18.23
7/20/2015	19:20:00	18.15
7/20/2015	19:30:00	18.08
7/20/2015	19:40:00	18.04
7/20/2015	19:50:00	18.02
7/20/2015	20:00:00	18.01
7/20/2015	20:10:00	18.04
7/20/2015	20:20:00	18.06
7/20/2015	20:30:00	18.07
7/20/2015	20:40:00	18.10
7/20/2015	20:50:00	18.13
7/20/2015	21:00:00	18.15
7/20/2015	21:10:00	18.20
7/20/2015	21:20:00	18.20
7/20/2015	21:30:00	18.20
7/20/2015	21:40:00	18.23
7/20/2015	21:50:00	18.43
7/20/2015	22:00:00	18.80
7/20/2015	22:10:00	19.23
7/20/2015	22:20:00	19.61
7/20/2015	22:30:00	19.91
7/20/2015	22:40:00	20.20
7/20/2015	22:50:00	20.41
7/20/2015	23:00:00	20.59
7/20/2015	23:10:00	20.76
7/20/2015	23:20:00	20.89
7/20/2015	23:30:00	20.98
7/20/2015	23:40:00	21.07
7/20/2015	23:50:00	21.12
7/21/2015	0:00:00	21.18
7/21/2015	0:10:00	21.21
7/21/2015	0:20:00	21.23
7/21/2015	0:30:00	21.25
7/21/2015	0:40:00	21.27
7/21/2015	0:50:00	21.28
7/21/2015	1:00:00	21.27
7/21/2015	1:10:00	21.27
7/21/2015	1:20:00	21.26
7/21/2015	1:30:00	21.27
7/21/2015	1:40:00	21.27
7/21/2015	1:50:00	21.26
7/21/2015	2:00:00	21.25
7/21/2015	2:10:00	21.25

7/21/2015	2:20:00	21.24
7/21/2015	2:30:00	21.23
7/21/2015	2:40:00	21.21
7/21/2015	2:50:00	21.20
7/21/2015	3:00:00	21.20
7/21/2015	3:10:00	21.18
7/21/2015	3:20:00	21.17
7/21/2015	3:30:00	21.15
7/21/2015	3:40:00	21.14
7/21/2015	3:50:00	21.12
7/21/2015	4:00:00	21.12
7/21/2015	4:10:00	21.11
7/21/2015	4:20:00	21.09
7/21/2015	4:30:00	21.07
7/21/2015	4:40:00	21.04
7/21/2015	4:50:00	21.04
7/21/2015	5:00:00	21.01
7/21/2015	5:10:00	20.93
7/21/2015	5:20:00	20.91
7/21/2015	5:30:00	20.90
7/21/2015	5:40:00	20.84
7/21/2015	5:50:00	20.84
7/21/2015	6:00:00	20.81
7/21/2015	6:10:00	20.79
7/21/2015	6:20:00	20.76
7/21/2015	6:30:00	20.73
7/21/2015	6:40:00	20.72
7/21/2015	6:50:00	20.70
7/21/2015	7:00:00	20.67
7/21/2015	7:10:00	20.65
7/21/2015	7:20:00	20.63
7/21/2015	7:30:00	20.61
7/21/2015	7:40:00	20.59
7/21/2015	7:50:00	20.58
7/21/2015	8:00:00	20.56
7/21/2015	8:10:00	20.55
7/21/2015	8:20:00	20.55
7/21/2015	8:30:00	20.55
7/21/2015	8:40:00	20.56
7/21/2015	8:50:00	20.57
7/21/2015	9:00:00	20.61
7/21/2015	9:10:00	20.63
7/21/2015	9:20:00	20.67
7/21/2015	9:30:00	20.71
7/21/2015	9:40:00	20.73
7/21/2015	9:50:00	20.76

7/21/2015	10:00:00	20.85
7/21/2015	10:10:00	20.92
7/21/2015	10:20:00	21.03
7/21/2015	10:30:00	21.13
7/21/2015	10:40:00	21.12
7/21/2015	10:50:00	21.09
7/21/2015	11:00:00	21.11
7/21/2015	11:10:00	21.17
7/21/2015	11:20:00	21.29
7/21/2015	11:30:00	21.33
7/21/2015	11:40:00	21.35
7/21/2015	11:50:00	21.42
7/21/2015	12:00:00	21.48
7/21/2015	12:10:00	21.54
7/21/2015	12:20:00	21.61
7/21/2015	12:30:00	21.77
7/21/2015	12:40:00	21.86
7/21/2015	12:50:00	21.99
7/21/2015	13:00:00	22.13
7/21/2015	13:10:00	22.16
7/21/2015	13:20:00	22.25
7/21/2015	13:30:00	22.37
7/21/2015	13:40:00	22.46
7/21/2015	13:50:00	22.58
7/21/2015	14:00:00	22.58
7/21/2015	14:10:00	22.62
7/21/2015	14:20:00	22.68
7/21/2015	14:30:00	22.70
7/21/2015	14:40:00	22.67
7/21/2015	14:50:00	22.79
7/21/2015	15:00:00	22.90
7/21/2015	15:10:00	22.91
7/21/2015	15:20:00	22.95
7/21/2015	15:30:00	23.03
7/21/2015	15:40:00	23.11
7/21/2015	15:50:00	23.19
7/21/2015	16:00:00	23.30
7/21/2015	16:10:00	23.43
7/21/2015	16:20:00	23.51
7/21/2015	16:30:00	23.45
7/21/2015	16:40:00	23.35
7/21/2015	16:50:00	23.22
7/21/2015	17:00:00	21.83
7/21/2015	17:10:00	19.79
7/21/2015	17:20:00	19.59
7/21/2015	17:30:00	19.41

7/21/2015	17:40:00	19.18
7/21/2015	17:50:00	18.97
7/21/2015	18:00:00	18.83
7/21/2015	18:10:00	18.65
7/21/2015	18:20:00	18.50
7/21/2015	18:30:00	18.37
7/21/2015	18:40:00	18.22
7/21/2015	18:50:00	18.10
7/21/2015	19:00:00	18.02
7/21/2015	19:10:00	17.98
7/21/2015	19:20:00	17.94
7/21/2015	19:30:00	17.91
7/21/2015	19:40:00	17.90
7/21/2015	19:50:00	17.90
7/21/2015	20:00:00	17.91
7/21/2015	20:10:00	17.93
7/21/2015	20:20:00	17.97
7/21/2015	20:30:00	17.98
7/21/2015	20:40:00	18.02
7/21/2015	20:50:00	18.03
7/21/2015	21:00:00	18.04
7/21/2015	21:10:00	18.13
7/21/2015	21:20:00	18.49
7/21/2015	21:30:00	18.85
7/21/2015	21:40:00	19.18
7/21/2015	21:50:00	19.48
7/21/2015	22:00:00	19.67
7/21/2015	22:10:00	19.84
7/21/2015	22:20:00	19.95
7/21/2015	22:30:00	20.04
7/21/2015	22:40:00	20.12
7/21/2015	22:50:00	20.16
7/21/2015	23:00:00	20.19
7/21/2015	23:10:00	20.20
7/21/2015	23:20:00	20.20
7/21/2015	23:30:00	20.18
7/21/2015	23:40:00	20.17
7/21/2015	23:50:00	20.14
7/22/2015	0:00:00	20.11
7/22/2015	0:10:00	20.08
7/22/2015	0:20:00	20.05
7/22/2015	0:30:00	20.01
7/22/2015	0:40:00	19.98
7/22/2015	0:50:00	19.94
7/22/2015	1:00:00	19.90
7/22/2015	1:10:00	19.87

7/22/2015	1:20:00	19.83
7/22/2015	1:30:00	19.80
7/22/2015	1:40:00	19.76
7/22/2015	1:50:00	19.72
7/22/2015	2:00:00	19.69
7/22/2015	2:10:00	19.65
7/22/2015	2:20:00	19.63
7/22/2015	2:30:00	19.60
7/22/2015	2:40:00	19.56
7/22/2015	2:50:00	19.53
7/22/2015	3:00:00	19.50
7/22/2015	3:10:00	19.47
7/22/2015	3:20:00	19.46
7/22/2015	3:30:00	19.43
7/22/2015	3:40:00	19.41
7/22/2015	3:50:00	19.39
7/22/2015	4:00:00	19.36
7/22/2015	4:10:00	19.34
7/22/2015	4:20:00	19.30
7/22/2015	4:30:00	19.28
7/22/2015	4:40:00	19.25
7/22/2015	4:50:00	19.22
7/22/2015	5:00:00	19.18
7/22/2015	5:10:00	19.16
7/22/2015	5:20:00	19.13
7/22/2015	5:30:00	19.10
7/22/2015	5:40:00	19.06
7/22/2015	5:50:00	19.03
7/22/2015	6:00:00	19.00
7/22/2015	6:10:00	18.97
7/22/2015	6:20:00	18.92
7/22/2015	6:30:00	18.88
7/22/2015	6:40:00	18.85
7/22/2015	6:50:00	18.79
7/22/2015	7:00:00	18.77
7/22/2015	7:10:00	18.73
7/22/2015	7:20:00	18.70
7/22/2015	7:30:00	18.68
7/22/2015	7:40:00	18.66
7/22/2015	7:50:00	18.64
7/22/2015	8:00:00	18.61
7/22/2015	8:10:00	18.57
7/22/2015	8:20:00	18.52
7/22/2015	8:30:00	18.51
7/22/2015	8:40:00	18.52
7/22/2015	8:50:00	18.53

7/22/2015	9:00:00	18.56
7/22/2015	9:10:00	18.59
7/22/2015	9:20:00	18.58
7/22/2015	9:30:00	18.64
7/22/2015	9:40:00	18.71
7/22/2015	9:50:00	18.77
7/22/2015	10:00:00	18.84
7/22/2015	10:10:00	18.92
7/22/2015	10:20:00	19.01
7/22/2015	10:30:00	19.08
7/22/2015	10:40:00	19.18
7/22/2015	10:50:00	19.25
7/22/2015	11:00:00	19.32
7/22/2015	11:10:00	19.39
7/22/2015	11:20:00	19.51
7/22/2015	11:30:00	19.55
7/22/2015	11:40:00	19.65
7/22/2015	11:50:00	19.70
7/22/2015	12:00:00	19.77
7/22/2015	12:10:00	19.91
7/22/2015	12:20:00	19.93
7/22/2015	12:30:00	20.06
7/22/2015	12:40:00	20.11
7/22/2015	12:50:00	20.24
7/22/2015	13:00:00	20.26
7/22/2015	13:10:00	20.43
7/22/2015	13:20:00	20.50
7/22/2015	13:30:00	20.64
7/22/2015	13:40:00	20.74
7/22/2015	13:50:00	20.79
7/22/2015	14:00:00	20.87
7/22/2015	14:10:00	20.98
7/22/2015	14:20:00	21.09
7/22/2015	14:30:00	21.16
7/22/2015	14:40:00	21.33
7/22/2015	14:50:00	21.39
7/22/2015	15:00:00	21.61
7/22/2015	15:10:00	21.87
7/22/2015	15:20:00	22.12
7/22/2015	15:30:00	22.16
7/22/2015	15:40:00	22.32
7/22/2015	15:50:00	22.34
7/22/2015	16:00:00	22.48
7/22/2015	16:10:00	22.49
7/22/2015	16:20:00	22.69
7/22/2015	16:30:00	22.70

7/22/2015	16:40:00	22.59
7/22/2015	16:50:00	22.38
7/22/2015	17:00:00	22.05
7/22/2015	17:10:00	20.26
7/22/2015	17:20:00	18.70
7/22/2015	17:30:00	18.50
7/22/2015	17:40:00	18.29
7/22/2015	17:50:00	18.12
7/22/2015	18:00:00	18.01
7/22/2015	18:10:00	17.90
7/22/2015	18:20:00	17.83
7/22/2015	18:30:00	17.76
7/22/2015	18:40:00	17.69
7/22/2015	18:50:00	17.60
7/22/2015	19:00:00	17.52
7/22/2015	19:10:00	17.47
7/22/2015	19:20:00	17.44
7/22/2015	19:30:00	17.41
7/22/2015	19:40:00	17.38
7/22/2015	19:50:00	17.37
7/22/2015	20:00:00	17.37
7/22/2015	20:10:00	17.35
7/22/2015	20:20:00	17.36
7/22/2015	20:30:00	17.36
7/22/2015	20:40:00	17.35
7/22/2015	20:50:00	17.36
7/22/2015	21:00:00	17.35
7/22/2015	21:10:00	17.34
7/22/2015	21:20:00	17.33
7/22/2015	21:30:00	17.30
7/22/2015	21:40:00	17.33
7/22/2015	21:50:00	17.49
7/22/2015	22:00:00	17.73
7/22/2015	22:10:00	17.92
7/22/2015	22:20:00	18.11
7/22/2015	22:30:00	18.28
7/22/2015	22:40:00	18.42
7/22/2015	22:50:00	18.53
7/22/2015	23:00:00	18.63
7/22/2015	23:10:00	18.72
7/22/2015	23:20:00	18.78
7/22/2015	23:30:00	18.84
7/22/2015	23:40:00	18.88
7/22/2015	23:50:00	18.91
7/23/2015	0:00:00	18.95
7/23/2015	0:10:00	18.95

7/23/2015	0:20:00	18.97
7/23/2015	0:30:00	18.97
7/23/2015	0:40:00	18.97
7/23/2015	0:50:00	18.97
7/23/2015	1:00:00	18.96
7/23/2015	1:10:00	18.94
7/23/2015	1:20:00	18.93
7/23/2015	1:30:00	18.92
7/23/2015	1:40:00	18.90
7/23/2015	1:50:00	18.88
7/23/2015	2:00:00	18.87
7/23/2015	2:10:00	18.86
7/23/2015	2:20:00	18.84
7/23/2015	2:30:00	18.81
7/23/2015	2:40:00	18.78
7/23/2015	2:50:00	18.77
7/23/2015	3:00:00	18.75
7/23/2015	3:10:00	18.74
7/23/2015	3:20:00	18.71
7/23/2015	3:30:00	18.69
7/23/2015	3:40:00	18.67
7/23/2015	3:50:00	18.64
7/23/2015	4:00:00	18.61
7/23/2015	4:10:00	18.58
7/23/2015	4:20:00	18.55
7/23/2015	4:30:00	18.51
7/23/2015	4:40:00	18.48
7/23/2015	4:50:00	18.45
7/23/2015	5:00:00	18.42
7/23/2015	5:10:00	18.39
7/23/2015	5:20:00	18.35
7/23/2015	5:30:00	18.32
7/23/2015	5:40:00	18.28
7/23/2015	5:50:00	18.24
7/23/2015	6:00:00	18.20
7/23/2015	6:10:00	18.17
7/23/2015	6:20:00	18.14
7/23/2015	6:30:00	18.11
7/23/2015	6:40:00	18.08
7/23/2015	6:50:00	18.05
7/23/2015	7:00:00	18.03
7/23/2015	7:10:00	18.01
7/23/2015	7:20:00	17.99
7/23/2015	7:30:00	17.98
7/23/2015	7:40:00	17.97
7/23/2015	7:50:00	17.97

7/23/2015	8:00:00	17.96
7/23/2015	8:10:00	17.97
7/23/2015	8:20:00	17.99
7/23/2015	8:30:00	18.00
7/23/2015	8:40:00	18.01
7/23/2015	8:50:00	18.00
7/23/2015	9:00:00	18.02
7/23/2015	9:10:00	18.05
7/23/2015	9:20:00	18.13
7/23/2015	9:30:00	18.27
7/23/2015	9:40:00	18.32
7/23/2015	9:50:00	18.41
7/23/2015	10:00:00	18.46
7/23/2015	10:10:00	18.48
7/23/2015	10:20:00	18.51
7/23/2015	10:30:00	18.51
7/23/2015	10:40:00	18.55
7/23/2015	10:50:00	18.60
7/23/2015	11:00:00	18.63
7/23/2015	11:10:00	18.74
7/23/2015	11:20:00	18.93
7/23/2015	11:30:00	19.09
7/23/2015	11:40:00	19.32
7/23/2015	11:50:00	19.47
7/23/2015	12:00:00	19.66
7/23/2015	12:10:00	19.91
7/23/2015	12:20:00	20.09
7/23/2015	12:30:00	20.27
7/23/2015	12:40:00	20.42
7/23/2015	12:50:00	20.64
7/23/2015	13:00:00	20.83
7/23/2015	13:10:00	21.03
7/23/2015	13:20:00	21.28
7/23/2015	13:30:00	21.52
7/23/2015	13:40:00	21.74
7/23/2015	13:50:00	21.94
7/23/2015	14:00:00	22.15
7/23/2015	14:10:00	22.30
7/23/2015	14:20:00	22.50
7/23/2015	14:30:00	22.74
7/23/2015	14:40:00	22.96
7/23/2015	14:50:00	23.18
7/23/2015	15:00:00	23.26
7/23/2015	15:10:00	23.24
7/23/2015	15:20:00	23.39
7/23/2015	15:30:00	23.45

7/23/2015	15:40:00	23.55
7/23/2015	15:50:00	23.31
7/23/2015	16:00:00	22.86
7/23/2015	16:10:00	21.92
7/23/2015	16:20:00	19.85
7/23/2015	16:30:00	19.60
7/23/2015	16:40:00	19.56
7/23/2015	16:50:00	19.50
7/23/2015	17:00:00	19.45
7/23/2015	17:10:00	19.41
7/23/2015	17:20:00	19.32
7/23/2015	17:30:00	19.26
7/23/2015	17:40:00	19.16
7/23/2015	17:50:00	19.10
7/23/2015	18:00:00	19.03
7/23/2015	18:10:00	18.94
7/23/2015	18:20:00	18.84
7/23/2015	18:30:00	18.73
7/23/2015	18:40:00	18.60
7/23/2015	18:50:00	18.48
7/23/2015	19:00:00	18.36
7/23/2015	19:10:00	18.25
7/23/2015	19:20:00	18.12
7/23/2015	19:30:00	18.04
7/23/2015	19:40:00	17.98
7/23/2015	19:50:00	17.93
7/23/2015	20:00:00	17.89
7/23/2015	20:10:00	17.87
7/23/2015	20:20:00	17.84
7/23/2015	20:30:00	17.81
7/23/2015	20:40:00	17.78
7/23/2015	20:50:00	17.75
7/23/2015	21:00:00	17.71
7/23/2015	21:10:00	17.69
7/23/2015	21:20:00	17.67
7/23/2015	21:30:00	17.63
7/23/2015	21:40:00	17.61
7/23/2015	21:50:00	17.56
7/23/2015	22:00:00	17.53
7/23/2015	22:10:00	17.55
7/23/2015	22:20:00	17.64
7/23/2015	22:30:00	17.79
7/23/2015	22:40:00	17.95
7/23/2015	22:50:00	18.08
7/23/2015	23:00:00	18.21
7/23/2015	23:10:00	18.32

7/23/2015	23:20:00	18.41
7/23/2015	23:30:00	18.49
7/23/2015	23:40:00	18.55
7/23/2015	23:50:00	18.61
7/24/2015	0:00:00	18.65
7/24/2015	0:10:00	18.69
7/24/2015	0:20:00	18.72
7/24/2015	0:30:00	18.72
7/24/2015	0:40:00	18.74
7/24/2015	0:50:00	18.74
7/24/2015	1:00:00	18.74
7/24/2015	1:10:00	18.73
7/24/2015	1:20:00	18.72
7/24/2015	1:30:00	18.70
7/24/2015	1:40:00	18.69
7/24/2015	1:50:00	18.66
7/24/2015	2:00:00	18.64
7/24/2015	2:10:00	18.63
7/24/2015	2:20:00	18.59
7/24/2015	2:30:00	18.57
7/24/2015	2:40:00	18.54
7/24/2015	2:50:00	18.51
7/24/2015	3:00:00	18.48
7/24/2015	3:10:00	18.45
7/24/2015	3:20:00	18.42
7/24/2015	3:30:00	18.38
7/24/2015	3:40:00	18.35
7/24/2015	3:50:00	18.32
7/24/2015	4:00:00	18.29
7/24/2015	4:10:00	18.26
7/24/2015	4:20:00	18.23
7/24/2015	4:30:00	18.20
7/24/2015	4:40:00	18.18
7/24/2015	4:50:00	18.14
7/24/2015	5:00:00	18.10
7/24/2015	5:10:00	18.05
7/24/2015	5:20:00	18.02
7/24/2015	5:30:00	17.98
7/24/2015	5:40:00	17.94
7/24/2015	5:50:00	17.90
7/24/2015	6:00:00	17.85
7/24/2015	6:10:00	17.81
7/24/2015	6:20:00	17.77
7/24/2015	6:30:00	17.74
7/24/2015	6:40:00	17.70
7/24/2015	6:50:00	17.66

7/24/2015	7:00:00	17.62
7/24/2015	7:10:00	17.59
7/24/2015	7:20:00	17.57
7/24/2015	7:30:00	17.54
7/24/2015	7:40:00	17.50
7/24/2015	7:50:00	17.50
7/24/2015	8:00:00	17.49
7/24/2015	8:10:00	17.42
7/24/2015	8:20:00	17.38
7/24/2015	8:30:00	17.36
7/24/2015	8:40:00	17.35
7/24/2015	8:50:00	17.38
7/24/2015	9:00:00	17.42
7/24/2015	9:10:00	17.48
7/24/2015	9:20:00	17.55
7/24/2015	9:30:00	17.63
7/24/2015	9:40:00	17.71
7/24/2015	9:50:00	17.79
7/24/2015	10:00:00	17.88
7/24/2015	10:10:00	17.97
7/24/2015	10:20:00	18.07
7/24/2015	10:30:00	18.19
7/24/2015	10:40:00	18.29
7/24/2015	10:50:00	18.43
7/24/2015	11:00:00	18.57
7/24/2015	11:10:00	18.69
7/24/2015	11:20:00	18.87
7/24/2015	11:30:00	19.01
7/24/2015	11:40:00	19.19
7/24/2015	11:50:00	19.38
7/24/2015	12:00:00	19.56
7/24/2015	12:10:00	19.76
7/24/2015	12:20:00	19.95
7/24/2015	12:30:00	20.13
7/24/2015	12:40:00	20.19
7/24/2015	12:50:00	20.47
7/24/2015	13:00:00	20.40
7/24/2015	13:10:00	20.13
7/24/2015	13:20:00	18.47
7/24/2015	13:30:00	18.29
7/24/2015	13:40:00	18.59
7/24/2015	13:50:00	18.59
7/24/2015	14:00:00	18.68
7/24/2015	14:10:00	18.89
7/24/2015	14:20:00	18.92
7/24/2015	14:30:00	18.97

7/24/2015	14:40:00	18.96
7/24/2015	14:50:00	19.04
7/24/2015	15:00:00	18.99
7/24/2015	15:10:00	18.96
7/24/2015	15:20:00	18.89
7/24/2015	15:30:00	18.84
7/24/2015	15:40:00	18.97
7/24/2015	15:50:00	19.10
7/24/2015	16:00:00	19.05
7/24/2015	16:10:00	19.23
7/24/2015	16:20:00	19.39
7/24/2015	16:30:00	19.56
7/24/2015	16:40:00	19.61
7/24/2015	16:50:00	19.67
7/24/2015	17:00:00	19.87
7/24/2015	17:10:00	19.89
7/24/2015	17:20:00	19.92
7/24/2015	17:30:00	19.99
7/24/2015	17:40:00	20.22
7/24/2015	17:50:00	20.30
7/24/2015	18:00:00	20.44
7/24/2015	18:10:00	20.36
7/24/2015	18:20:00	20.56
7/24/2015	18:30:00	20.72
7/24/2015	18:40:00	20.84
7/24/2015	18:50:00	20.94
7/24/2015	19:00:00	21.13
7/24/2015	19:10:00	21.20
7/24/2015	19:20:00	21.25
7/24/2015	19:30:00	21.27
7/24/2015	19:40:00	21.27
7/24/2015	19:50:00	21.28
7/24/2015	20:00:00	21.28
7/24/2015	20:10:00	21.26
7/24/2015	20:20:00	21.24
7/24/2015	20:30:00	21.21
7/24/2015	20:40:00	21.17
7/24/2015	20:50:00	21.13
7/24/2015	21:00:00	21.07
7/24/2015	21:10:00	21.01
7/24/2015	21:20:00	20.97
7/24/2015	21:30:00	20.92
7/24/2015	21:40:00	20.87
7/24/2015	21:50:00	20.82
7/24/2015	22:00:00	20.78
7/24/2015	22:10:00	20.72

7/24/2015	22:20:00	20.66
7/24/2015	22:30:00	20.60
7/24/2015	22:40:00	20.55
7/24/2015	22:50:00	20.50
7/24/2015	23:00:00	20.45
7/24/2015	23:10:00	20.39
7/24/2015	23:20:00	20.32
7/24/2015	23:30:00	20.28
7/24/2015	23:40:00	20.21
7/24/2015	23:50:00	20.16
7/25/2015	0:00:00	20.11
7/25/2015	0:10:00	20.05
7/25/2015	0:20:00	19.99
7/25/2015	0:30:00	19.94
7/25/2015	0:40:00	19.89
7/25/2015	0:50:00	19.84
7/25/2015	1:00:00	19.80
7/25/2015	1:10:00	19.76
7/25/2015	1:20:00	19.72
7/25/2015	1:30:00	19.68
7/25/2015	1:40:00	19.64
7/25/2015	1:50:00	19.60
7/25/2015	2:00:00	19.55
7/25/2015	2:10:00	19.51
7/25/2015	2:20:00	19.47
7/25/2015	2:30:00	19.43
7/25/2015	2:40:00	19.38
7/25/2015	2:50:00	19.34
7/25/2015	3:00:00	19.29
7/25/2015	3:10:00	19.25
7/25/2015	3:20:00	19.21
7/25/2015	3:30:00	19.17
7/25/2015	3:40:00	19.12
7/25/2015	3:50:00	19.08
7/25/2015	4:00:00	19.03
7/25/2015	4:10:00	18.99
7/25/2015	4:20:00	18.95
7/25/2015	4:30:00	18.91
7/25/2015	4:40:00	18.86
7/25/2015	4:50:00	18.83
7/25/2015	5:00:00	18.78
7/25/2015	5:10:00	18.75
7/25/2015	5:20:00	18.71
7/25/2015	5:30:00	18.68
7/25/2015	5:40:00	18.64
7/25/2015	5:50:00	18.60

7/25/2015	6:00:00	18.56
7/25/2015	6:10:00	18.52
7/25/2015	6:20:00	18.49
7/25/2015	6:30:00	18.45
7/25/2015	6:40:00	18.41
7/25/2015	6:50:00	18.37
7/25/2015	7:00:00	18.34
7/25/2015	7:10:00	18.31
7/25/2015	7:20:00	18.28
7/25/2015	7:30:00	18.24
7/25/2015	7:40:00	18.22
7/25/2015	7:50:00	18.21
7/25/2015	8:00:00	18.19
7/25/2015	8:10:00	18.19
7/25/2015	8:20:00	18.19
7/25/2015	8:30:00	18.19
7/25/2015	8:40:00	18.21
7/25/2015	8:50:00	18.25
7/25/2015	9:00:00	18.31
7/25/2015	9:10:00	18.38
7/25/2015	9:20:00	18.47
7/25/2015	9:30:00	18.56
7/25/2015	9:40:00	18.65
7/25/2015	9:50:00	18.74
7/25/2015	10:00:00	18.84
7/25/2015	10:10:00	18.95
7/25/2015	10:20:00	19.05
7/25/2015	10:30:00	19.16
7/25/2015	10:40:00	19.29
7/25/2015	10:50:00	19.39
7/25/2015	11:00:00	19.54
7/25/2015	11:10:00	19.69
7/25/2015	11:20:00	19.85
7/25/2015	11:30:00	20.03
7/25/2015	11:40:00	20.04
7/25/2015	11:50:00	20.10
7/25/2015	12:00:00	20.04
7/25/2015	12:10:00	19.97
7/25/2015	12:20:00	18.64
7/25/2015	12:30:00	17.99
7/25/2015	12:40:00	18.25
7/25/2015	12:50:00	18.39
7/25/2015	13:00:00	18.52
7/25/2015	13:10:00	18.68
7/25/2015	13:20:00	18.80
7/25/2015	13:30:00	18.92

7/25/2015	13:40:00	19.02
7/25/2015	13:50:00	19.01
7/25/2015	14:00:00	18.99
7/25/2015	14:10:00	18.97
7/25/2015	14:20:00	19.04
7/25/2015	14:30:00	19.17
7/25/2015	14:40:00	19.17
7/25/2015	14:50:00	19.14
7/25/2015	15:00:00	19.21
7/25/2015	15:10:00	19.11
7/25/2015	15:20:00	19.00
7/25/2015	15:30:00	19.00
7/25/2015	15:40:00	19.01
7/25/2015	15:50:00	19.09
7/25/2015	16:00:00	19.13
7/25/2015	16:10:00	19.10
7/25/2015	16:20:00	18.88
7/25/2015	16:30:00	18.73
7/25/2015	16:40:00	18.64
7/25/2015	16:50:00	18.60
7/25/2015	17:00:00	18.50
7/25/2015	17:10:00	18.42
7/25/2015	17:20:00	18.44
7/25/2015	17:30:00	18.35
7/25/2015	17:40:00	18.41
7/25/2015	17:50:00	18.44
7/25/2015	18:00:00	18.57
7/25/2015	18:10:00	18.69
7/25/2015	18:20:00	18.77
7/25/2015	18:30:00	18.84
7/25/2015	18:40:00	18.89
7/25/2015	18:50:00	18.94
7/25/2015	19:00:00	19.00
7/25/2015	19:10:00	19.01
7/25/2015	19:20:00	18.97
7/25/2015	19:30:00	18.94
7/25/2015	19:40:00	18.92
7/25/2015	19:50:00	18.88
7/25/2015	20:00:00	18.84
7/25/2015	20:10:00	18.79
7/25/2015	20:20:00	18.75
7/25/2015	20:30:00	18.70
7/25/2015	20:40:00	18.68
7/25/2015	20:50:00	18.71
7/25/2015	21:00:00	18.78
7/25/2015	21:10:00	18.89

7/25/2015	21:20:00	19.02
7/25/2015	21:30:00	19.15
7/25/2015	21:40:00	19.26
7/25/2015	21:50:00	19.36
7/25/2015	22:00:00	19.46
7/25/2015	22:10:00	19.53
7/25/2015	22:20:00	19.60
7/25/2015	22:30:00	19.65
7/25/2015	22:40:00	19.70
7/25/2015	22:50:00	19.73
7/25/2015	23:00:00	19.75
7/25/2015	23:10:00	19.79
7/25/2015	23:20:00	19.80
7/25/2015	23:30:00	19.80
7/25/2015	23:40:00	19.81
7/25/2015	23:50:00	19.80
7/26/2015	0:00:00	19.79
7/26/2015	0:10:00	19.78
7/26/2015	0:20:00	19.76
7/26/2015	0:30:00	19.73
7/26/2015	0:40:00	19.71
7/26/2015	0:50:00	19.68
7/26/2015	1:00:00	19.65
7/26/2015	1:10:00	19.61
7/26/2015	1:20:00	19.58
7/26/2015	1:30:00	19.55
7/26/2015	1:40:00	19.51
7/26/2015	1:50:00	19.48
7/26/2015	2:00:00	19.44
7/26/2015	2:10:00	19.40
7/26/2015	2:20:00	19.36
7/26/2015	2:30:00	19.33
7/26/2015	2:40:00	19.31
7/26/2015	2:50:00	19.29
7/26/2015	3:00:00	19.25
7/26/2015	3:10:00	19.23
7/26/2015	3:20:00	19.20
7/26/2015	3:30:00	19.18
7/26/2015	3:40:00	19.15
7/26/2015	3:50:00	19.12
7/26/2015	4:00:00	19.09
7/26/2015	4:10:00	19.06
7/26/2015	4:20:00	19.04
7/26/2015	4:30:00	19.01
7/26/2015	4:40:00	18.97
7/26/2015	4:50:00	18.94

7/26/2015	5:00:00	18.91
7/26/2015	5:10:00	18.88
7/26/2015	5:20:00	18.84
7/26/2015	5:30:00	18.82
7/26/2015	5:40:00	18.78
7/26/2015	5:50:00	18.75
7/26/2015	6:00:00	18.71
7/26/2015	6:10:00	18.67
7/26/2015	6:20:00	18.63
7/26/2015	6:30:00	18.60
7/26/2015	6:40:00	18.57
7/26/2015	6:50:00	18.54
7/26/2015	7:00:00	18.52
7/26/2015	7:10:00	18.49
7/26/2015	7:20:00	18.48
7/26/2015	7:30:00	18.46
7/26/2015	7:40:00	18.45
7/26/2015	7:50:00	18.44
7/26/2015	8:00:00	18.45
7/26/2015	8:10:00	18.46
7/26/2015	8:20:00	18.46
7/26/2015	8:30:00	18.47
7/26/2015	8:40:00	18.49
7/26/2015	8:50:00	18.54
7/26/2015	9:00:00	18.60
7/26/2015	9:10:00	18.69
7/26/2015	9:20:00	18.77
7/26/2015	9:30:00	18.87
7/26/2015	9:40:00	18.97
7/26/2015	9:50:00	19.07
7/26/2015	10:00:00	19.20
7/26/2015	10:10:00	19.28
7/26/2015	10:20:00	19.27
7/26/2015	10:30:00	19.37
7/26/2015	10:40:00	19.54
7/26/2015	10:50:00	19.73
7/26/2015	11:00:00	19.92
7/26/2015	11:10:00	20.08
7/26/2015	11:20:00	20.20
7/26/2015	11:30:00	20.16
7/26/2015	11:40:00	20.14
7/26/2015	11:50:00	20.36
7/26/2015	12:00:00	20.63
7/26/2015	12:10:00	20.66
7/26/2015	12:20:00	20.91
7/26/2015	12:30:00	21.18

7/26/2015	12:40:00	21.50
7/26/2015	12:50:00	21.83
7/26/2015	13:00:00	22.10
7/26/2015	13:10:00	22.24
7/26/2015	13:20:00	22.34
7/26/2015	13:30:00	22.56
7/26/2015	13:40:00	22.90
7/26/2015	13:50:00	23.15
7/26/2015	14:00:00	23.39
7/26/2015	14:10:00	23.67
7/26/2015	14:20:00	23.93
7/26/2015	14:30:00	24.07
7/26/2015	14:40:00	24.23
7/26/2015	14:50:00	24.48
7/26/2015	15:00:00	24.53
7/26/2015	15:10:00	24.91
7/26/2015	15:20:00	25.01
7/26/2015	15:30:00	25.17
7/26/2015	15:40:00	25.24
7/26/2015	15:50:00	25.37
7/26/2015	16:00:00	25.28
7/26/2015	16:10:00	25.35
7/26/2015	16:20:00	25.06
7/26/2015	16:30:00	24.42
7/26/2015	16:40:00	22.74
7/26/2015	16:50:00	20.55
7/26/2015	17:00:00	20.05
7/26/2015	17:10:00	19.86
7/26/2015	17:20:00	19.69
7/26/2015	17:30:00	19.56
7/26/2015	17:40:00	19.44
7/26/2015	17:50:00	19.39
7/26/2015	18:00:00	19.36
7/26/2015	18:10:00	19.36
7/26/2015	18:20:00	19.38
7/26/2015	18:30:00	19.40
7/26/2015	18:40:00	19.41
7/26/2015	18:50:00	19.42
7/26/2015	19:00:00	19.45
7/26/2015	19:10:00	19.48
7/26/2015	19:20:00	19.51
7/26/2015	19:30:00	19.54
7/26/2015	19:40:00	19.55
7/26/2015	19:50:00	19.56
7/26/2015	20:00:00	19.56
7/26/2015	20:10:00	19.56

7/26/2015	20:20:00	19.55
7/26/2015	20:30:00	19.55
7/26/2015	20:40:00	19.55
7/26/2015	20:50:00	19.57
7/26/2015	21:00:00	19.61
7/26/2015	21:10:00	19.69
7/26/2015	21:20:00	19.80
7/26/2015	21:30:00	19.93
7/26/2015	21:40:00	20.07
7/26/2015	21:50:00	20.21
7/26/2015	22:00:00	20.34
7/26/2015	22:10:00	20.46
7/26/2015	22:20:00	20.57
7/26/2015	22:30:00	20.68
7/26/2015	22:40:00	20.76
7/26/2015	22:50:00	20.84
7/26/2015	23:00:00	20.92
7/26/2015	23:10:00	20.97
7/26/2015	23:20:00	21.02
7/26/2015	23:30:00	21.06
7/26/2015	23:40:00	21.08
7/26/2015	23:50:00	21.11
7/27/2015	0:00:00	21.13
7/27/2015	0:10:00	21.14
7/27/2015	0:20:00	21.15
7/27/2015	0:30:00	21.16
7/27/2015	0:40:00	21.16
7/27/2015	0:50:00	21.15
7/27/2015	1:00:00	21.15
7/27/2015	1:10:00	21.14
7/27/2015	1:20:00	21.13
7/27/2015	1:30:00	21.12
7/27/2015	1:40:00	21.11
7/27/2015	1:50:00	21.10
7/27/2015	2:00:00	21.08
7/27/2015	2:10:00	21.06
7/27/2015	2:20:00	21.05
7/27/2015	2:30:00	21.03
7/27/2015	2:40:00	21.01
7/27/2015	2:50:00	20.99
7/27/2015	3:00:00	20.97
7/27/2015	3:10:00	20.95
7/27/2015	3:20:00	20.93
7/27/2015	3:30:00	20.91
7/27/2015	3:40:00	20.89
7/27/2015	3:50:00	20.86

7/27/2015	4:00:00	20.84
7/27/2015	4:10:00	20.83
7/27/2015	4:20:00	20.80
7/27/2015	4:30:00	20.77
7/27/2015	4:40:00	20.76
7/27/2015	4:50:00	20.74
7/27/2015	5:00:00	20.72
7/27/2015	5:10:00	20.70
7/27/2015	5:20:00	20.67
7/27/2015	5:30:00	20.65
7/27/2015	5:40:00	20.62
7/27/2015	5:50:00	20.58
7/27/2015	6:00:00	20.55
7/27/2015	6:10:00	20.52
7/27/2015	6:20:00	20.48
7/27/2015	6:30:00	20.44
7/27/2015	6:40:00	20.41
7/27/2015	6:50:00	20.38
7/27/2015	7:00:00	20.35
7/27/2015	7:10:00	20.33
7/27/2015	7:20:00	20.31
7/27/2015	7:30:00	20.28
7/27/2015	7:40:00	20.26
7/27/2015	7:50:00	20.26
7/27/2015	8:00:00	20.25
7/27/2015	8:10:00	20.25
7/27/2015	8:20:00	20.27
7/27/2015	8:30:00	20.28
7/27/2015	8:40:00	20.31
7/27/2015	8:50:00	20.35
7/27/2015	9:00:00	20.41
7/27/2015	9:10:00	20.50
7/27/2015	9:20:00	20.60
7/27/2015	9:30:00	20.70
7/27/2015	9:40:00	20.80
7/27/2015	9:50:00	20.94
7/27/2015	10:00:00	21.01
7/27/2015	10:10:00	21.09
7/27/2015	10:20:00	21.23
7/27/2015	10:30:00	21.39
7/27/2015	10:40:00	21.55
7/27/2015	10:50:00	21.60
7/27/2015	11:00:00	21.64
7/27/2015	11:10:00	21.83
7/27/2015	11:20:00	22.07
7/27/2015	11:30:00	22.32

7/27/2015	11:40:00	22.45
7/27/2015	11:50:00	22.56
7/27/2015	12:00:00	22.72
7/27/2015	12:10:00	22.87
7/27/2015	12:20:00	23.12
7/27/2015	12:30:00	23.33
7/27/2015	12:40:00	23.33
7/27/2015	12:50:00	23.11
7/27/2015	13:00:00	23.13
7/27/2015	13:10:00	22.85
7/27/2015	13:20:00	21.58
7/27/2015	13:30:00	19.63
7/27/2015	13:40:00	19.52
7/27/2015	13:50:00	19.55
7/27/2015	14:00:00	19.48
7/27/2015	14:10:00	19.38
7/27/2015	14:20:00	19.45
7/27/2015	14:30:00	19.58
7/27/2015	14:40:00	19.62
7/27/2015	14:50:00	19.49
7/27/2015	15:00:00	19.42
7/27/2015	15:10:00	19.30
7/27/2015	15:20:00	19.30
7/27/2015	15:30:00	19.42
7/27/2015	15:40:00	19.57
7/27/2015	15:50:00	19.57
7/27/2015	16:00:00	19.80
7/27/2015	16:10:00	19.89
7/27/2015	16:20:00	20.18
7/27/2015	16:30:00	20.44
7/27/2015	16:40:00	20.64
7/27/2015	16:50:00	20.71
7/27/2015	17:00:00	20.89
7/27/2015	17:10:00	20.99
7/27/2015	17:20:00	21.07
7/27/2015	17:30:00	21.40
7/27/2015	17:40:00	21.61
7/27/2015	17:50:00	21.75
7/27/2015	18:00:00	21.93
7/27/2015	18:10:00	21.98
7/27/2015	18:20:00	21.95
7/27/2015	18:30:00	21.98
7/27/2015	18:40:00	22.04
7/27/2015	18:50:00	22.01
7/27/2015	19:00:00	22.03
7/27/2015	19:10:00	22.09

7/27/2015	19:20:00	22.11
7/27/2015	19:30:00	22.16
7/27/2015	19:40:00	22.22
7/27/2015	19:50:00	22.30
7/27/2015	20:00:00	22.39
7/27/2015	20:10:00	22.48
7/27/2015	20:20:00	22.57
7/27/2015	20:30:00	22.63
7/27/2015	20:40:00	22.67
7/27/2015	20:50:00	22.71
7/27/2015	21:00:00	22.74
7/27/2015	21:10:00	22.76
7/27/2015	21:20:00	22.78
7/27/2015	21:30:00	22.79
7/27/2015	21:40:00	22.80
7/27/2015	21:50:00	22.80
7/27/2015	22:00:00	22.77
7/27/2015	22:10:00	22.76
7/27/2015	22:20:00	22.73
7/27/2015	22:30:00	22.70
7/27/2015	22:40:00	22.67
7/27/2015	22:50:00	22.63
7/27/2015	23:00:00	22.58
7/27/2015	23:10:00	22.54
7/27/2015	23:20:00	22.48
7/27/2015	23:30:00	22.42
7/27/2015	23:40:00	22.37
7/27/2015	23:50:00	22.31
7/28/2015	0:00:00	22.25
7/28/2015	0:10:00	22.20
7/28/2015	0:20:00	22.14
7/28/2015	0:30:00	22.08
7/28/2015	0:40:00	22.03
7/28/2015	0:50:00	21.97
7/28/2015	1:00:00	21.91
7/28/2015	1:10:00	21.86
7/28/2015	1:20:00	21.80
7/28/2015	1:30:00	21.75
7/28/2015	1:40:00	21.70
7/28/2015	1:50:00	21.65
7/28/2015	2:00:00	21.61
7/28/2015	2:10:00	21.56
7/28/2015	2:20:00	21.51
7/28/2015	2:30:00	21.47
7/28/2015	2:40:00	21.44
7/28/2015	2:50:00	21.40

7/28/2015	3:00:00	21.36
7/28/2015	3:10:00	21.32
7/28/2015	3:20:00	21.28
7/28/2015	3:30:00	21.25
7/28/2015	3:40:00	21.21
7/28/2015	3:50:00	21.17
7/28/2015	4:00:00	21.14
7/28/2015	4:10:00	21.09
7/28/2015	4:20:00	21.06
7/28/2015	4:30:00	21.02
7/28/2015	4:40:00	20.98
7/28/2015	4:50:00	20.95
7/28/2015	5:00:00	20.90
7/28/2015	5:10:00	20.86
7/28/2015	5:20:00	20.82
7/28/2015	5:30:00	20.78
7/28/2015	5:40:00	20.75
7/28/2015	5:50:00	20.71
7/28/2015	6:00:00	20.68
7/28/2015	6:10:00	20.64
7/28/2015	6:20:00	20.61
7/28/2015	6:30:00	20.57
7/28/2015	6:40:00	20.54
7/28/2015	6:50:00	20.51
7/28/2015	7:00:00	20.49
7/28/2015	7:10:00	20.47
7/28/2015	7:20:00	20.45
7/28/2015	7:30:00	20.43
7/28/2015	7:40:00	20.41
7/28/2015	7:50:00	20.41
7/28/2015	8:00:00	20.41
7/28/2015	8:10:00	20.42
7/28/2015	8:20:00	20.44
7/28/2015	8:30:00	20.48
7/28/2015	8:40:00	20.51
7/28/2015	8:50:00	20.51
7/28/2015	9:00:00	20.53
7/28/2015	9:10:00	20.54
7/28/2015	9:20:00	20.57
7/28/2015	9:30:00	20.62
7/28/2015	9:40:00	20.70
7/28/2015	9:50:00	20.83
7/28/2015	10:00:00	20.99
7/28/2015	10:10:00	21.12
7/28/2015	10:20:00	21.20
7/28/2015	10:30:00	21.23

7/28/2015	10:40:00	21.29
7/28/2015	10:50:00	21.42
7/28/2015	11:00:00	21.48
7/28/2015	11:10:00	21.70
7/28/2015	11:20:00	21.94
7/28/2015	11:30:00	22.09
7/28/2015	11:40:00	22.27
7/28/2015	11:50:00	22.51
7/28/2015	12:00:00	22.77
7/28/2015	12:10:00	23.02
7/28/2015	12:20:00	23.27
7/28/2015	12:30:00	23.51
7/28/2015	12:40:00	23.75
7/28/2015	12:50:00	23.91
7/28/2015	13:00:00	23.98
7/28/2015	13:10:00	24.17
7/28/2015	13:20:00	24.43
7/28/2015	13:30:00	24.65
7/28/2015	13:40:00	24.80
7/28/2015	13:50:00	24.95
7/28/2015	14:00:00	25.12
7/28/2015	14:10:00	25.11
7/28/2015	14:20:00	25.24
7/28/2015	14:30:00	25.24
7/28/2015	14:40:00	24.89
7/28/2015	14:50:00	23.76
7/28/2015	15:00:00	21.50
7/28/2015	15:10:00	20.92
7/28/2015	15:20:00	20.59
7/28/2015	15:30:00	20.45
7/28/2015	15:40:00	20.31
7/28/2015	15:50:00	20.33
7/28/2015	16:00:00	20.33
7/28/2015	16:10:00	20.37
7/28/2015	16:20:00	20.47
7/28/2015	16:30:00	20.62
7/28/2015	16:40:00	20.75
7/28/2015	16:50:00	20.78
7/28/2015	17:00:00	20.92
7/28/2015	17:10:00	21.15
7/28/2015	17:20:00	21.28
7/28/2015	17:30:00	21.42
7/28/2015	17:40:00	21.46
7/28/2015	17:50:00	21.47
7/28/2015	18:00:00	21.50
7/28/2015	18:10:00	21.56

7/28/2015	18:20:00	21.66
7/28/2015	18:30:00	21.71
7/28/2015	18:40:00	21.72
7/28/2015	18:50:00	21.75
7/28/2015	19:00:00	21.79
7/28/2015	19:10:00	21.85
7/28/2015	19:20:00	21.83
7/28/2015	19:30:00	21.80
7/28/2015	19:40:00	21.76
7/28/2015	19:50:00	21.73
7/28/2015	20:00:00	21.73
7/28/2015	20:10:00	21.76
7/28/2015	20:20:00	21.83
7/28/2015	20:30:00	21.92
7/28/2015	20:40:00	22.01
7/28/2015	20:50:00	22.11
7/28/2015	21:00:00	22.22
7/28/2015	21:10:00	22.32
7/28/2015	21:20:00	22.39
7/28/2015	21:30:00	22.47
7/28/2015	21:40:00	22.54
7/28/2015	21:50:00	22.60
7/28/2015	22:00:00	22.65
7/28/2015	22:10:00	22.69
7/28/2015	22:20:00	22.73
7/28/2015	22:30:00	22.75
7/28/2015	22:40:00	22.76
7/28/2015	22:50:00	22.77
7/28/2015	23:00:00	22.76
7/28/2015	23:10:00	22.75
7/28/2015	23:20:00	22.74
7/28/2015	23:30:00	22.71
7/28/2015	23:40:00	22.69
7/28/2015	23:50:00	22.65
7/29/2015	0:00:00	22.61
7/29/2015	0:10:00	22.57
7/29/2015	0:20:00	22.53
7/29/2015	0:30:00	22.48
7/29/2015	0:40:00	22.44
7/29/2015	0:50:00	22.39
7/29/2015	1:00:00	22.34
7/29/2015	1:10:00	22.30
7/29/2015	1:20:00	22.26
7/29/2015	1:30:00	22.21
7/29/2015	1:40:00	22.16
7/29/2015	1:50:00	22.12

7/29/2015	2:00:00	22.07
7/29/2015	2:10:00	22.03
7/29/2015	2:20:00	21.98
7/29/2015	2:30:00	21.94
7/29/2015	2:40:00	21.89
7/29/2015	2:50:00	21.85
7/29/2015	3:00:00	21.80
7/29/2015	3:10:00	21.76
7/29/2015	3:20:00	21.73
7/29/2015	3:30:00	21.69
7/29/2015	3:40:00	21.65
7/29/2015	3:50:00	21.61
7/29/2015	4:00:00	21.57
7/29/2015	4:10:00	21.54
7/29/2015	4:20:00	21.51
7/29/2015	4:30:00	21.48
7/29/2015	4:40:00	21.44
7/29/2015	4:50:00	21.40
7/29/2015	5:00:00	21.35
7/29/2015	5:10:00	21.31
7/29/2015	5:20:00	21.25
7/29/2015	5:30:00	21.22
7/29/2015	5:40:00	21.18
7/29/2015	5:50:00	21.14
7/29/2015	6:00:00	21.09
7/29/2015	6:10:00	21.05
7/29/2015	6:20:00	21.01
7/29/2015	6:30:00	20.98
7/29/2015	6:40:00	20.94
7/29/2015	6:50:00	20.91
7/29/2015	7:00:00	20.88
7/29/2015	7:10:00	20.86
7/29/2015	7:20:00	20.84
7/29/2015	7:30:00	20.82
7/29/2015	7:40:00	20.80
7/29/2015	7:50:00	20.78
7/29/2015	8:00:00	20.77
7/29/2015	8:10:00	20.76
7/29/2015	8:20:00	20.77
7/29/2015	8:30:00	20.78
7/29/2015	8:40:00	20.81
7/29/2015	8:50:00	20.85
7/29/2015	9:00:00	20.91
7/29/2015	9:10:00	20.98
7/29/2015	9:20:00	21.07
7/29/2015	9:30:00	21.15

7/29/2015	9:40:00	21.24
7/29/2015	9:50:00	21.35
7/29/2015	10:00:00	21.49
7/29/2015	10:10:00	21.61
7/29/2015	10:20:00	21.69
7/29/2015	10:30:00	21.76
7/29/2015	10:40:00	21.94
7/29/2015	10:50:00	22.15
7/29/2015	11:00:00	22.25
7/29/2015	11:10:00	22.26
7/29/2015	11:20:00	22.38
7/29/2015	11:30:00	22.50
7/29/2015	11:40:00	22.55
7/29/2015	11:50:00	22.59
7/29/2015	12:00:00	22.63
7/29/2015	12:10:00	22.77
7/29/2015	12:20:00	22.95
7/29/2015	12:30:00	23.18
7/29/2015	12:40:00	23.31
7/29/2015	12:50:00	23.46
7/29/2015	13:00:00	23.64
7/29/2015	13:10:00	23.73
7/29/2015	13:20:00	24.05
7/29/2015	13:30:00	24.26
7/29/2015	13:40:00	24.44
7/29/2015	13:50:00	24.61
7/29/2015	14:00:00	24.68
7/29/2015	14:10:00	24.67
7/29/2015	14:20:00	24.44
7/29/2015	14:30:00	24.56
7/29/2015	14:40:00	24.12
7/29/2015	14:50:00	22.81
7/29/2015	15:00:00	20.38
7/29/2015	15:10:00	19.81
7/29/2015	15:20:00	19.53
7/29/2015	15:30:00	19.41
7/29/2015	15:40:00	19.24
7/29/2015	15:50:00	19.15
7/29/2015	16:00:00	19.11
7/29/2015	16:10:00	19.16
7/29/2015	16:20:00	19.14
7/29/2015	16:30:00	19.22
7/29/2015	16:40:00	19.24
7/29/2015	16:50:00	19.27
7/29/2015	17:00:00	19.34
7/29/2015	17:10:00	19.45

7/29/2015	17:20:00	19.68
7/29/2015	17:30:00	19.81
7/29/2015	17:40:00	19.97
7/29/2015	17:50:00	19.96
7/29/2015	18:00:00	19.98
7/29/2015	18:10:00	19.99
7/29/2015	18:20:00	20.05
7/29/2015	18:30:00	20.11
7/29/2015	18:40:00	20.13
7/29/2015	18:50:00	20.18
7/29/2015	19:00:00	20.19
7/29/2015	19:10:00	20.25
7/29/2015	19:20:00	20.22
7/29/2015	19:30:00	20.22
7/29/2015	19:40:00	20.18
7/29/2015	19:50:00	20.16
7/29/2015	20:00:00	20.15
7/29/2015	20:10:00	20.16
7/29/2015	20:20:00	20.22
7/29/2015	20:30:00	20.31
7/29/2015	20:40:00	20.42
7/29/2015	20:50:00	20.54
7/29/2015	21:00:00	20.67
7/29/2015	21:10:00	20.82
7/29/2015	21:20:00	20.95
7/29/2015	21:30:00	21.09
7/29/2015	21:40:00	21.22
7/29/2015	21:50:00	21.34
7/29/2015	22:00:00	21.46
7/29/2015	22:10:00	21.56
7/29/2015	22:20:00	21.67
7/29/2015	22:30:00	21.76
7/29/2015	22:40:00	21.82
7/29/2015	22:50:00	21.89
7/29/2015	23:00:00	21.95
7/29/2015	23:10:00	21.99
7/29/2015	23:20:00	22.02
7/29/2015	23:30:00	22.05
7/29/2015	23:40:00	22.07
7/29/2015	23:50:00	22.08
7/30/2015	0:00:00	22.09
7/30/2015	0:10:00	22.08
7/30/2015	0:20:00	22.08
7/30/2015	0:30:00	22.06
7/30/2015	0:40:00	22.05
7/30/2015	0:50:00	22.04

7/30/2015	1:00:00	22.02
7/30/2015	1:10:00	21.99
7/30/2015	1:20:00	21.97
7/30/2015	1:30:00	21.95
7/30/2015	1:40:00	21.93
7/30/2015	1:50:00	21.91
7/30/2015	2:00:00	21.90
7/30/2015	2:10:00	21.87
7/30/2015	2:20:00	21.85
7/30/2015	2:30:00	21.83
7/30/2015	2:40:00	21.81
7/30/2015	2:50:00	21.79
7/30/2015	3:00:00	21.77
7/30/2015	3:10:00	21.75
7/30/2015	3:20:00	21.74
7/30/2015	3:30:00	21.72
7/30/2015	3:40:00	21.70
7/30/2015	3:50:00	21.69
7/30/2015	4:00:00	21.67
7/30/2015	4:10:00	21.65
7/30/2015	4:20:00	21.64
7/30/2015	4:30:00	21.61
7/30/2015	4:40:00	21.59
7/30/2015	4:50:00	21.56
7/30/2015	5:00:00	21.53
7/30/2015	5:10:00	21.51
7/30/2015	5:20:00	21.49
7/30/2015	5:30:00	21.47
7/30/2015	5:40:00	21.44
7/30/2015	5:50:00	21.43
7/30/2015	6:00:00	21.41
7/30/2015	6:10:00	21.38
7/30/2015	6:20:00	21.37
7/30/2015	6:30:00	21.35
7/30/2015	6:40:00	21.34
7/30/2015	6:50:00	21.32
7/30/2015	7:00:00	21.32
7/30/2015	7:10:00	21.31
7/30/2015	7:20:00	21.30
7/30/2015	7:30:00	21.29
7/30/2015	7:40:00	21.29
7/30/2015	7:50:00	21.29
7/30/2015	8:00:00	21.29
7/30/2015	8:10:00	21.29
7/30/2015	8:20:00	21.29
7/30/2015	8:30:00	21.28

7/30/2015	8:40:00	21.28
7/30/2015	8:50:00	21.28
7/30/2015	9:00:00	21.28
7/30/2015	9:10:00	21.27
7/30/2015	9:20:00	21.27
7/30/2015	9:30:00	21.27
7/30/2015	9:40:00	21.27
7/30/2015	9:50:00	21.26
7/30/2015	10:00:00	21.28
7/30/2015	10:10:00	21.30
7/30/2015	10:20:00	21.31
7/30/2015	10:30:00	21.35
7/30/2015	10:40:00	21.41
7/30/2015	10:50:00	21.54
7/30/2015	11:00:00	21.68
7/30/2015	11:10:00	21.78
7/30/2015	11:20:00	21.84
7/30/2015	11:30:00	21.97
7/30/2015	11:40:00	22.13
7/30/2015	11:50:00	22.32
7/30/2015	12:00:00	22.53
7/30/2015	12:10:00	22.71
7/30/2015	12:20:00	22.81
7/30/2015	12:30:00	22.99
7/30/2015	12:40:00	23.21
7/30/2015	12:50:00	23.44
7/30/2015	13:00:00	23.70
7/30/2015	13:10:00	23.94
7/30/2015	13:20:00	24.17
7/30/2015	13:30:00	24.43
7/30/2015	13:40:00	24.63
7/30/2015	13:50:00	24.86
7/30/2015	14:00:00	25.00
7/30/2015	14:10:00	25.01
7/30/2015	14:20:00	25.21
7/30/2015	14:30:00	24.89
7/30/2015	14:40:00	23.99
7/30/2015	14:50:00	21.94
7/30/2015	15:00:00	21.09
7/30/2015	15:10:00	20.92
7/30/2015	15:20:00	20.92
7/30/2015	15:30:00	20.97
7/30/2015	15:40:00	21.11
7/30/2015	15:50:00	21.17
7/30/2015	16:00:00	21.36
7/30/2015	16:10:00	21.56

7/30/2015	16:20:00	21.73
7/30/2015	16:30:00	21.92
7/30/2015	16:40:00	22.04
7/30/2015	16:50:00	22.15
7/30/2015	17:00:00	22.40
7/30/2015	17:10:00	22.56
7/30/2015	17:20:00	22.69
7/30/2015	17:30:00	22.83
7/30/2015	17:40:00	22.93
7/30/2015	17:50:00	23.01
7/30/2015	18:00:00	23.10
7/30/2015	18:10:00	23.18
7/30/2015	18:20:00	23.23
7/30/2015	18:30:00	23.26
7/30/2015	18:40:00	23.28
7/30/2015	18:50:00	23.29
7/30/2015	19:00:00	23.27
7/30/2015	19:10:00	23.25
7/30/2015	19:20:00	23.17
7/30/2015	19:30:00	23.15
7/30/2015	19:40:00	23.14
7/30/2015	19:50:00	23.13
7/30/2015	20:00:00	23.12
7/30/2015	20:10:00	23.11
7/30/2015	20:20:00	23.08
7/30/2015	20:30:00	23.05
7/30/2015	20:40:00	23.01
7/30/2015	20:50:00	22.98
7/30/2015	21:00:00	22.95
7/30/2015	21:10:00	22.90
7/30/2015	21:20:00	22.85
7/30/2015	21:30:00	22.82
7/30/2015	21:40:00	22.76
7/30/2015	21:50:00	22.71
7/30/2015	22:00:00	22.64
7/30/2015	22:10:00	22.58
7/30/2015	22:20:00	22.51
7/30/2015	22:30:00	22.45
7/30/2015	22:40:00	22.37
7/30/2015	22:50:00	22.29
7/30/2015	23:00:00	22.22
7/30/2015	23:10:00	22.13
7/30/2015	23:20:00	22.05
7/30/2015	23:30:00	21.97
7/30/2015	23:40:00	21.88
7/30/2015	23:50:00	21.79

7/31/2015	0:00:00	21.71
7/31/2015	0:10:00	21.62
7/31/2015	0:20:00	21.54
7/31/2015	0:30:00	21.45
7/31/2015	0:40:00	21.37
7/31/2015	0:50:00	21.28
7/31/2015	1:00:00	21.21
7/31/2015	1:10:00	21.14
7/31/2015	1:20:00	21.06
7/31/2015	1:30:00	20.99
7/31/2015	1:40:00	20.92
7/31/2015	1:50:00	20.85
7/31/2015	2:00:00	20.78
7/31/2015	2:10:00	20.72
7/31/2015	2:20:00	20.65
7/31/2015	2:30:00	20.58
7/31/2015	2:40:00	20.52
7/31/2015	2:50:00	20.46
7/31/2015	3:00:00	20.41
7/31/2015	3:10:00	20.34
7/31/2015	3:20:00	20.28
7/31/2015	3:30:00	20.23
7/31/2015	3:40:00	20.18
7/31/2015	3:50:00	20.12
7/31/2015	4:00:00	20.06
7/31/2015	4:10:00	20.00
7/31/2015	4:20:00	19.95
7/31/2015	4:30:00	19.89
7/31/2015	4:40:00	19.84
7/31/2015	4:50:00	19.77
7/31/2015	5:00:00	19.72
7/31/2015	5:10:00	19.67
7/31/2015	5:20:00	19.61
7/31/2015	5:30:00	19.55
7/31/2015	5:40:00	19.49
7/31/2015	5:50:00	19.44
7/31/2015	6:00:00	19.38
7/31/2015	6:10:00	19.34
7/31/2015	6:20:00	19.28
7/31/2015	6:30:00	19.23
7/31/2015	6:40:00	19.19
7/31/2015	6:50:00	19.14
7/31/2015	7:00:00	19.10
7/31/2015	7:10:00	19.07
7/31/2015	7:20:00	19.02
7/31/2015	7:30:00	19.00

7/31/2015	7:40:00	18.97
7/31/2015	7:50:00	18.95
7/31/2015	8:00:00	18.94
7/31/2015	8:10:00	18.93
7/31/2015	8:20:00	18.93
7/31/2015	8:30:00	18.93
7/31/2015	8:40:00	18.95
7/31/2015	8:50:00	18.99
7/31/2015	9:00:00	19.07
7/31/2015	9:10:00	19.16
7/31/2015	9:20:00	19.27
7/31/2015	9:30:00	19.37
7/31/2015	9:40:00	19.50
7/31/2015	9:50:00	19.61
7/31/2015	10:00:00	19.73
7/31/2015	10:10:00	19.84
7/31/2015	10:20:00	19.97
7/31/2015	10:30:00	20.08
7/31/2015	10:40:00	20.22
7/31/2015	10:50:00	20.36
7/31/2015	11:00:00	20.52
7/31/2015	11:10:00	20.67
7/31/2015	11:20:00	20.80
7/31/2015	11:30:00	20.94
7/31/2015	11:40:00	21.13
7/31/2015	11:50:00	21.24
7/31/2015	12:00:00	21.39
7/31/2015	12:10:00	21.56
7/31/2015	12:20:00	21.76
7/31/2015	12:30:00	21.97
7/31/2015	12:40:00	22.11
7/31/2015	12:50:00	21.91
7/31/2015	13:00:00	22.22
7/31/2015	13:10:00	22.13
7/31/2015	13:20:00	21.62
7/31/2015	13:30:00	19.53
7/31/2015	13:40:00	18.99
7/31/2015	13:50:00	18.90
7/31/2015	14:00:00	18.82
7/31/2015	14:10:00	18.89
7/31/2015	14:20:00	18.89
7/31/2015	14:30:00	18.89
7/31/2015	14:40:00	18.94
7/31/2015	14:50:00	19.03
7/31/2015	15:00:00	19.07
7/31/2015	15:10:00	19.14

7/31/2015	15:20:00	19.15
7/31/2015	15:30:00	19.17
7/31/2015	15:40:00	19.16
7/31/2015	15:50:00	19.34
7/31/2015	16:00:00	19.39
7/31/2015	16:10:00	19.45
7/31/2015	16:20:00	19.62
7/31/2015	16:30:00	19.89
7/31/2015	16:40:00	20.06
7/31/2015	16:50:00	20.11
7/31/2015	17:00:00	20.30
7/31/2015	17:10:00	20.44
7/31/2015	17:20:00	20.50
7/31/2015	17:30:00	20.73
7/31/2015	17:40:00	20.89
7/31/2015	17:50:00	21.01
7/31/2015	18:00:00	21.14
7/31/2015	18:10:00	21.20
7/31/2015	18:20:00	21.30
7/31/2015	18:30:00	21.36
7/31/2015	18:40:00	21.47
7/31/2015	18:50:00	21.52
7/31/2015	19:00:00	21.51
7/31/2015	19:10:00	21.49
7/31/2015	19:20:00	21.45
7/31/2015	19:30:00	21.43
7/31/2015	19:40:00	21.42
7/31/2015	19:50:00	21.39
7/31/2015	20:00:00	21.37
7/31/2015	20:10:00	21.34
7/31/2015	20:20:00	21.30
7/31/2015	20:30:00	21.26
7/31/2015	20:40:00	21.22
7/31/2015	20:50:00	21.20
7/31/2015	21:00:00	21.18
7/31/2015	21:10:00	21.16
7/31/2015	21:20:00	21.14
7/31/2015	21:30:00	21.14
7/31/2015	21:40:00	21.12
7/31/2015	21:50:00	21.10
7/31/2015	22:00:00	21.09
7/31/2015	22:10:00	21.08
7/31/2015	22:20:00	21.07
7/31/2015	22:30:00	21.06
7/31/2015	22:40:00	21.03
7/31/2015	22:50:00	21.00

7/31/2015	23:00:00	20.98
7/31/2015	23:10:00	20.95
7/31/2015	23:20:00	20.92
7/31/2015	23:30:00	20.87
7/31/2015	23:40:00	20.83
7/31/2015	23:50:00	20.79
8/1/2015	0:00:00	20.74
8/1/2015	0:10:00	20.69

Station Name
Sangrun

7/31/2015	23:50:00	20.79
8/1/2015	0:00:00	20.74
8/1/2015	0:10:00	20.69
8/1/2015	0:20:00	20.64
8/1/2015	0:30:00	20.58
8/1/2015	0:40:00	20.53
8/1/2015	0:50:00	20.48
8/1/2015	1:00:00	20.42
8/1/2015	1:10:00	20.36
8/1/2015	1:20:00	20.32
8/1/2015	1:30:00	20.27
8/1/2015	1:40:00	20.22
8/1/2015	1:50:00	20.18
8/1/2015	2:00:00	20.13
8/1/2015	2:10:00	20.08
8/1/2015	2:20:00	20.03
8/1/2015	2:30:00	19.98
8/1/2015	2:40:00	19.94
8/1/2015	2:50:00	19.91
8/1/2015	3:00:00	19.88
8/1/2015	3:10:00	19.85
8/1/2015	3:20:00	19.82
8/1/2015	3:30:00	19.80
8/1/2015	3:40:00	19.77
8/1/2015	3:50:00	19.75
8/1/2015	4:00:00	19.72
8/1/2015	4:10:00	19.69
8/1/2015	4:20:00	19.67
8/1/2015	4:30:00	19.65
8/1/2015	4:40:00	19.63
8/1/2015	4:50:00	19.61
8/1/2015	5:00:00	19.58
8/1/2015	5:10:00	19.56
8/1/2015	5:20:00	19.54
8/1/2015	5:30:00	19.52
8/1/2015	5:40:00	19.49
8/1/2015	5:50:00	19.47
8/1/2015	6:00:00	19.44
8/1/2015	6:10:00	19.41
8/1/2015	6:20:00	19.38
8/1/2015	6:30:00	19.36
8/1/2015	6:40:00	19.35
8/1/2015	6:50:00	19.34

8/1/2015	7:00:00	19.33
8/1/2015	7:10:00	19.32
8/1/2015	7:20:00	19.30
8/1/2015	7:30:00	19.30
8/1/2015	7:40:00	19.30
8/1/2015	7:50:00	19.32
8/1/2015	8:00:00	19.32
8/1/2015	8:10:00	19.34
8/1/2015	8:20:00	19.36
8/1/2015	8:30:00	19.39
8/1/2015	8:40:00	19.39
8/1/2015	8:50:00	19.43
8/1/2015	9:00:00	19.50
8/1/2015	9:10:00	19.62
8/1/2015	9:20:00	19.74
8/1/2015	9:30:00	19.88
8/1/2015	9:40:00	20.00
8/1/2015	9:50:00	20.12
8/1/2015	10:00:00	20.25
8/1/2015	10:10:00	20.35
8/1/2015	10:20:00	20.47
8/1/2015	10:30:00	20.59
8/1/2015	10:40:00	20.71
8/1/2015	10:50:00	20.77
8/1/2015	11:00:00	20.90
8/1/2015	11:10:00	20.94
8/1/2015	11:20:00	21.07
8/1/2015	11:30:00	21.17
8/1/2015	11:40:00	21.20
8/1/2015	11:50:00	21.22
8/1/2015	12:00:00	21.30
8/1/2015	12:10:00	21.31
8/1/2015	12:20:00	21.55
8/1/2015	12:30:00	21.58
8/1/2015	12:40:00	21.72
8/1/2015	12:50:00	21.77
8/1/2015	13:00:00	21.99
8/1/2015	13:10:00	21.94
8/1/2015	13:20:00	21.60
8/1/2015	13:30:00	19.77
8/1/2015	13:40:00	19.22
8/1/2015	13:50:00	19.24
8/1/2015	14:00:00	19.29
8/1/2015	14:10:00	19.33
8/1/2015	14:20:00	19.32
8/1/2015	14:30:00	19.31

8/1/2015	14:40:00	19.39
8/1/2015	14:50:00	19.39
8/1/2015	15:00:00	19.47
8/1/2015	15:10:00	19.49
8/1/2015	15:20:00	19.50
8/1/2015	15:30:00	19.53
8/1/2015	15:40:00	19.49
8/1/2015	15:50:00	19.44
8/1/2015	16:00:00	19.49
8/1/2015	16:10:00	19.48
8/1/2015	16:20:00	19.57
8/1/2015	16:30:00	19.63
8/1/2015	16:40:00	19.88
8/1/2015	16:50:00	20.03
8/1/2015	17:00:00	20.08
8/1/2015	17:10:00	20.25
8/1/2015	17:20:00	20.37
8/1/2015	17:30:00	20.53
8/1/2015	17:40:00	20.46
8/1/2015	17:50:00	20.72
8/1/2015	18:00:00	20.83
8/1/2015	18:10:00	20.87
8/1/2015	18:20:00	20.86
8/1/2015	18:30:00	20.88
8/1/2015	18:40:00	20.96
8/1/2015	18:50:00	20.89
8/1/2015	19:00:00	20.81
8/1/2015	19:10:00	20.86
8/1/2015	19:20:00	20.78
8/1/2015	19:30:00	20.72
8/1/2015	19:40:00	20.66
8/1/2015	19:50:00	20.60
8/1/2015	20:00:00	20.54
8/1/2015	20:10:00	20.46
8/1/2015	20:20:00	20.36
8/1/2015	20:30:00	20.27
8/1/2015	20:40:00	20.19
8/1/2015	20:50:00	20.13
8/1/2015	21:00:00	20.08
8/1/2015	21:10:00	20.03
8/1/2015	21:20:00	20.02
8/1/2015	21:30:00	19.98
8/1/2015	21:40:00	19.96
8/1/2015	21:50:00	19.95
8/1/2015	22:00:00	19.93
8/1/2015	22:10:00	19.92

8/1/2015	22:20:00	19.90
8/1/2015	22:30:00	19.90
8/1/2015	22:40:00	19.88
8/1/2015	22:50:00	19.87
8/1/2015	23:00:00	19.86
8/1/2015	23:10:00	19.84
8/1/2015	23:20:00	19.83
8/1/2015	23:30:00	19.79
8/1/2015	23:40:00	19.77
8/1/2015	23:50:00	19.73
8/2/2015	0:00:00	19.71
8/2/2015	0:10:00	19.67
8/2/2015	0:20:00	19.62
8/2/2015	0:30:00	19.58
8/2/2015	0:40:00	19.55
8/2/2015	0:50:00	19.49
8/2/2015	1:00:00	19.46
8/2/2015	1:10:00	19.40
8/2/2015	1:20:00	19.35
8/2/2015	1:30:00	19.30
8/2/2015	1:40:00	19.26
8/2/2015	1:50:00	19.21
8/2/2015	2:00:00	19.15
8/2/2015	2:10:00	19.12
8/2/2015	2:20:00	19.10
8/2/2015	2:30:00	19.04
8/2/2015	2:40:00	19.00
8/2/2015	2:50:00	18.94
8/2/2015	3:00:00	18.88
8/2/2015	3:10:00	18.82
8/2/2015	3:20:00	18.78
8/2/2015	3:30:00	18.73
8/2/2015	3:40:00	18.69
8/2/2015	3:50:00	18.63
8/2/2015	4:00:00	18.59
8/2/2015	4:10:00	18.52
8/2/2015	4:20:00	18.48
8/2/2015	4:30:00	18.42
8/2/2015	4:40:00	18.36
8/2/2015	4:50:00	18.29
8/2/2015	5:00:00	18.27
8/2/2015	5:10:00	18.21
8/2/2015	5:20:00	18.15
8/2/2015	5:30:00	18.10
8/2/2015	5:40:00	18.03
8/2/2015	5:50:00	18.00

8/2/2015	6:00:00	17.94
8/2/2015	6:10:00	17.88
8/2/2015	6:20:00	17.85
8/2/2015	6:30:00	17.81
8/2/2015	6:40:00	17.78
8/2/2015	6:50:00	17.72
8/2/2015	7:00:00	17.71
8/2/2015	7:10:00	17.67
8/2/2015	7:20:00	17.62
8/2/2015	7:30:00	17.59
8/2/2015	7:40:00	17.57
8/2/2015	7:50:00	17.55
8/2/2015	8:00:00	17.55
8/2/2015	8:10:00	17.55
8/2/2015	8:20:00	17.61
8/2/2015	8:30:00	17.68
8/2/2015	8:40:00	17.75
8/2/2015	8:50:00	17.76
8/2/2015	9:00:00	17.78
8/2/2015	9:10:00	17.85
8/2/2015	9:20:00	17.91
8/2/2015	9:30:00	17.97
8/2/2015	9:40:00	18.04
8/2/2015	9:50:00	18.09
8/2/2015	10:00:00	18.12
8/2/2015	10:10:00	18.15
8/2/2015	10:20:00	18.20
8/2/2015	10:30:00	18.24
8/2/2015	10:40:00	18.32
8/2/2015	10:50:00	18.43
8/2/2015	11:00:00	18.52
8/2/2015	11:10:00	18.59
8/2/2015	11:20:00	18.69
8/2/2015	11:30:00	18.80
8/2/2015	11:40:00	18.97
8/2/2015	11:50:00	19.13
8/2/2015	12:00:00	19.23
8/2/2015	12:10:00	19.38
8/2/2015	12:20:00	19.58
8/2/2015	12:30:00	19.87
8/2/2015	12:40:00	20.18
8/2/2015	12:50:00	20.48
8/2/2015	13:00:00	20.73
8/2/2015	13:10:00	21.07
8/2/2015	13:20:00	21.33
8/2/2015	13:30:00	21.60

8/2/2015	13:40:00	21.89
8/2/2015	13:50:00	22.16
8/2/2015	14:00:00	22.37
8/2/2015	14:10:00	22.66
8/2/2015	14:20:00	22.94
8/2/2015	14:30:00	23.21
8/2/2015	14:40:00	23.32
8/2/2015	14:50:00	23.71
8/2/2015	15:00:00	23.95
8/2/2015	15:10:00	24.22
8/2/2015	15:20:00	24.42
8/2/2015	15:30:00	24.44
8/2/2015	15:40:00	24.71
8/2/2015	15:50:00	24.68
8/2/2015	16:00:00	24.70
8/2/2015	16:10:00	25.18
8/2/2015	16:20:00	25.12
8/2/2015	16:30:00	24.35
8/2/2015	16:40:00	22.83
8/2/2015	16:50:00	21.70
8/2/2015	17:00:00	21.25
8/2/2015	17:10:00	21.14
8/2/2015	17:20:00	21.10
8/2/2015	17:30:00	21.14
8/2/2015	17:40:00	21.16
8/2/2015	17:50:00	21.11
8/2/2015	18:00:00	21.10
8/2/2015	18:10:00	21.12
8/2/2015	18:20:00	21.09
8/2/2015	18:30:00	21.11
8/2/2015	18:40:00	21.13
8/2/2015	18:50:00	21.14
8/2/2015	19:00:00	21.11
8/2/2015	19:10:00	21.06
8/2/2015	19:20:00	20.95
8/2/2015	19:30:00	20.90
8/2/2015	19:40:00	20.83
8/2/2015	19:50:00	20.76
8/2/2015	20:00:00	20.69
8/2/2015	20:10:00	20.60
8/2/2015	20:20:00	20.51
8/2/2015	20:30:00	20.42
8/2/2015	20:40:00	20.31
8/2/2015	20:50:00	20.19
8/2/2015	21:00:00	20.08
8/2/2015	21:10:00	19.97

8/2/2015	21:20:00	19.88
8/2/2015	21:30:00	19.80
8/2/2015	21:40:00	19.71
8/2/2015	21:50:00	19.66
8/2/2015	22:00:00	19.61
8/2/2015	22:10:00	19.57
8/2/2015	22:20:00	19.52
8/2/2015	22:30:00	19.50
8/2/2015	22:40:00	19.48
8/2/2015	22:50:00	19.46
8/2/2015	23:00:00	19.43
8/2/2015	23:10:00	19.42
8/2/2015	23:20:00	19.40
8/2/2015	23:30:00	19.39
8/2/2015	23:40:00	19.41
8/2/2015	23:50:00	19.37
8/3/2015	0:00:00	19.35
8/3/2015	0:10:00	19.36
8/3/2015	0:20:00	19.33
8/3/2015	0:30:00	19.32
8/3/2015	0:40:00	19.29
8/3/2015	0:50:00	19.26
8/3/2015	1:00:00	19.25
8/3/2015	1:10:00	19.23
8/3/2015	1:20:00	19.18
8/3/2015	1:30:00	19.17
8/3/2015	1:40:00	19.12
8/3/2015	1:50:00	19.09
8/3/2015	2:00:00	19.03
8/3/2015	2:10:00	19.00
8/3/2015	2:20:00	18.95
8/3/2015	2:30:00	18.88
8/3/2015	2:40:00	18.84
8/3/2015	2:50:00	18.80
8/3/2015	3:00:00	18.73
8/3/2015	3:10:00	18.66
8/3/2015	3:20:00	18.60
8/3/2015	3:30:00	18.52
8/3/2015	3:40:00	18.51
8/3/2015	3:50:00	18.45
8/3/2015	4:00:00	18.41
8/3/2015	4:10:00	18.36
8/3/2015	4:20:00	18.30
8/3/2015	4:30:00	18.25
8/3/2015	4:40:00	18.20
8/3/2015	4:50:00	18.15

8/3/2015	5:00:00	18.10
8/3/2015	5:10:00	18.04
8/3/2015	5:20:00	18.00
8/3/2015	5:30:00	17.98
8/3/2015	5:40:00	17.91
8/3/2015	5:50:00	17.86
8/3/2015	6:00:00	17.82
8/3/2015	6:10:00	17.76
8/3/2015	6:20:00	17.74
8/3/2015	6:30:00	17.69
8/3/2015	6:40:00	17.65
8/3/2015	6:50:00	17.65
8/3/2015	7:00:00	17.63
8/3/2015	7:10:00	17.59
8/3/2015	7:20:00	17.58
8/3/2015	7:30:00	17.56
8/3/2015	7:40:00	17.54
8/3/2015	7:50:00	17.55
8/3/2015	8:00:00	17.56
8/3/2015	8:10:00	17.58
8/3/2015	8:20:00	17.60
8/3/2015	8:30:00	17.62
8/3/2015	8:40:00	17.64
8/3/2015	8:50:00	17.67
8/3/2015	9:00:00	17.75
8/3/2015	9:10:00	17.88
8/3/2015	9:20:00	18.06
8/3/2015	9:30:00	18.22
8/3/2015	9:40:00	18.38
8/3/2015	9:50:00	18.58
8/3/2015	10:00:00	18.77
8/3/2015	10:10:00	18.93
8/3/2015	10:20:00	19.03
8/3/2015	10:30:00	19.10
8/3/2015	10:40:00	19.18
8/3/2015	10:50:00	19.23
8/3/2015	11:00:00	19.29
8/3/2015	11:10:00	19.33
8/3/2015	11:20:00	19.42
8/3/2015	11:30:00	19.47
8/3/2015	11:40:00	19.50
8/3/2015	11:50:00	19.54
8/3/2015	12:00:00	19.59
8/3/2015	12:10:00	19.62
8/3/2015	12:20:00	19.79
8/3/2015	12:30:00	20.08

8/3/2015	12:40:00	20.38
8/3/2015	12:50:00	20.58
8/3/2015	13:00:00	20.67
8/3/2015	13:10:00	20.70
8/3/2015	13:20:00	20.40
8/3/2015	13:30:00	18.92
8/3/2015	13:40:00	18.48
8/3/2015	13:50:00	18.62
8/3/2015	14:00:00	18.74
8/3/2015	14:10:00	18.84
8/3/2015	14:20:00	18.93
8/3/2015	14:30:00	19.06
8/3/2015	14:40:00	19.21
8/3/2015	14:50:00	19.36
8/3/2015	15:00:00	19.43
8/3/2015	15:10:00	19.39
8/3/2015	15:20:00	19.35
8/3/2015	15:30:00	19.30
8/3/2015	15:40:00	19.37
8/3/2015	15:50:00	19.58
8/3/2015	16:00:00	19.72
8/3/2015	16:10:00	19.87
8/3/2015	16:20:00	19.92
8/3/2015	16:30:00	19.95
8/3/2015	16:40:00	20.07
8/3/2015	16:50:00	20.14
8/3/2015	17:00:00	20.28
8/3/2015	17:10:00	20.53
8/3/2015	17:20:00	20.70
8/3/2015	17:30:00	20.67
8/3/2015	17:40:00	20.71
8/3/2015	17:50:00	20.78
8/3/2015	18:00:00	21.01
8/3/2015	18:10:00	21.09
8/3/2015	18:20:00	21.07
8/3/2015	18:30:00	21.19
8/3/2015	18:40:00	21.26
8/3/2015	18:50:00	21.31
8/3/2015	19:00:00	21.27
8/3/2015	19:10:00	21.23
8/3/2015	19:20:00	21.20
8/3/2015	19:30:00	21.18
8/3/2015	19:40:00	21.15
8/3/2015	19:50:00	21.11
8/3/2015	20:00:00	21.07
8/3/2015	20:10:00	21.02

8/3/2015	20:20:00	20.95
8/3/2015	20:30:00	20.87
8/3/2015	20:40:00	20.79
8/3/2015	20:50:00	20.71
8/3/2015	21:00:00	20.64
8/3/2015	21:10:00	20.57
8/3/2015	21:20:00	20.52
8/3/2015	21:30:00	20.49
8/3/2015	21:40:00	20.46
8/3/2015	21:50:00	20.44
8/3/2015	22:00:00	20.41
8/3/2015	22:10:00	20.39
8/3/2015	22:20:00	20.37
8/3/2015	22:30:00	20.38
8/3/2015	22:40:00	20.36
8/3/2015	22:50:00	20.35
8/3/2015	23:00:00	20.33
8/3/2015	23:10:00	20.33
8/3/2015	23:20:00	20.31
8/3/2015	23:30:00	20.32
8/3/2015	23:40:00	20.29
8/3/2015	23:50:00	20.29
8/4/2015	0:00:00	20.29
8/4/2015	0:10:00	20.26
8/4/2015	0:20:00	20.25
8/4/2015	0:30:00	20.24
8/4/2015	0:40:00	20.21
8/4/2015	0:50:00	20.21
8/4/2015	1:00:00	20.19
8/4/2015	1:10:00	20.16
8/4/2015	1:20:00	20.15
8/4/2015	1:30:00	20.13
8/4/2015	1:40:00	20.10
8/4/2015	1:50:00	20.08
8/4/2015	2:00:00	20.05
8/4/2015	2:10:00	20.04
8/4/2015	2:20:00	20.03
8/4/2015	2:30:00	20.01
8/4/2015	2:40:00	19.99
8/4/2015	2:50:00	19.98
8/4/2015	3:00:00	19.96
8/4/2015	3:10:00	19.94
8/4/2015	3:20:00	19.92
8/4/2015	3:30:00	19.90
8/4/2015	3:40:00	19.89
8/4/2015	3:50:00	19.87

8/4/2015	4:00:00	19.86
8/4/2015	4:10:00	19.85
8/4/2015	4:20:00	19.82
8/4/2015	4:30:00	19.81
8/4/2015	4:40:00	19.79
8/4/2015	4:50:00	19.77
8/4/2015	5:00:00	19.74
8/4/2015	5:10:00	19.73
8/4/2015	5:20:00	19.72
8/4/2015	5:30:00	19.70
8/4/2015	5:40:00	19.69
8/4/2015	5:50:00	19.66
8/4/2015	6:00:00	19.64
8/4/2015	6:10:00	19.62
8/4/2015	6:20:00	19.60
8/4/2015	6:30:00	19.58
8/4/2015	6:40:00	19.53
8/4/2015	6:50:00	19.51
8/4/2015	7:00:00	19.49
8/4/2015	7:10:00	19.46
8/4/2015	7:20:00	19.44
8/4/2015	7:30:00	19.43
8/4/2015	7:40:00	19.41
8/4/2015	7:50:00	19.43
8/4/2015	8:00:00	19.43
8/4/2015	8:10:00	19.46
8/4/2015	8:20:00	19.46
8/4/2015	8:30:00	19.51
8/4/2015	8:40:00	19.50
8/4/2015	8:50:00	19.53
8/4/2015	9:00:00	19.57
8/4/2015	9:10:00	19.67
8/4/2015	9:20:00	19.71
8/4/2015	9:30:00	19.77
8/4/2015	9:40:00	19.78
8/4/2015	9:50:00	19.85
8/4/2015	10:00:00	20.01
8/4/2015	10:10:00	20.11
8/4/2015	10:20:00	20.18
8/4/2015	10:30:00	20.29
8/4/2015	10:40:00	20.39
8/4/2015	10:50:00	20.56
8/4/2015	11:00:00	20.75
8/4/2015	11:10:00	20.95
8/4/2015	11:20:00	21.12
8/4/2015	11:30:00	21.24

8/4/2015	11:40:00	21.27
8/4/2015	11:50:00	21.35
8/4/2015	12:00:00	21.52
8/4/2015	12:10:00	21.78
8/4/2015	12:20:00	22.01
8/4/2015	12:30:00	22.22
8/4/2015	12:40:00	22.44
8/4/2015	12:50:00	22.59
8/4/2015	13:00:00	22.43
8/4/2015	13:10:00	22.37
8/4/2015	13:20:00	22.00
8/4/2015	13:30:00	20.32
8/4/2015	13:40:00	19.56
8/4/2015	13:50:00	19.63
8/4/2015	14:00:00	19.64
8/4/2015	14:10:00	19.70
8/4/2015	14:20:00	19.79
8/4/2015	14:30:00	19.97
8/4/2015	14:40:00	20.04
8/4/2015	14:50:00	20.22
8/4/2015	15:00:00	20.42
8/4/2015	15:10:00	20.58
8/4/2015	15:20:00	20.70
8/4/2015	15:30:00	20.91
8/4/2015	15:40:00	21.15
8/4/2015	15:50:00	21.29
8/4/2015	16:00:00	21.54
8/4/2015	16:10:00	21.75
8/4/2015	16:20:00	21.98
8/4/2015	16:30:00	22.05
8/4/2015	16:40:00	22.35
8/4/2015	16:50:00	22.35
8/4/2015	17:00:00	22.60
8/4/2015	17:10:00	22.47
8/4/2015	17:20:00	22.73
8/4/2015	17:30:00	22.72
8/4/2015	17:40:00	22.84
8/4/2015	17:50:00	22.79
8/4/2015	18:00:00	22.71
8/4/2015	18:10:00	22.67
8/4/2015	18:20:00	22.73
8/4/2015	18:30:00	22.79
8/4/2015	18:40:00	22.78
8/4/2015	18:50:00	22.76
8/4/2015	19:00:00	22.81
8/4/2015	19:10:00	22.79

8/4/2015	19:20:00	22.74
8/4/2015	19:30:00	22.69
8/4/2015	19:40:00	22.65
8/4/2015	19:50:00	22.63
8/4/2015	20:00:00	22.55
8/4/2015	20:10:00	22.52
8/4/2015	20:20:00	22.48
8/4/2015	20:30:00	22.46
8/4/2015	20:40:00	22.40
8/4/2015	20:50:00	22.34
8/4/2015	21:00:00	22.28
8/4/2015	21:10:00	22.23
8/4/2015	21:20:00	22.18
8/4/2015	21:30:00	22.12
8/4/2015	21:40:00	22.06
8/4/2015	21:50:00	22.02
8/4/2015	22:00:00	21.96
8/4/2015	22:10:00	21.93
8/4/2015	22:20:00	21.89
8/4/2015	22:30:00	21.80
8/4/2015	22:40:00	21.75
8/4/2015	22:50:00	21.67
8/4/2015	23:00:00	21.62
8/4/2015	23:10:00	21.54
8/4/2015	23:20:00	21.48
8/4/2015	23:30:00	21.44
8/4/2015	23:40:00	21.32
8/4/2015	23:50:00	21.28
8/5/2015	0:00:00	21.18
8/5/2015	0:10:00	21.12
8/5/2015	0:20:00	21.05
8/5/2015	0:30:00	21.00
8/5/2015	0:40:00	20.93
8/5/2015	0:50:00	20.87
8/5/2015	1:00:00	20.81
8/5/2015	1:10:00	20.74
8/5/2015	1:20:00	20.67
8/5/2015	1:30:00	20.59
8/5/2015	1:40:00	20.53
8/5/2015	1:50:00	20.45
8/5/2015	2:00:00	20.38
8/5/2015	2:10:00	20.31
8/5/2015	2:20:00	20.24
8/5/2015	2:30:00	20.18
8/5/2015	2:40:00	20.12
8/5/2015	2:50:00	20.06

8/5/2015	3:00:00	20.00
8/5/2015	3:10:00	19.95
8/5/2015	3:20:00	19.89
8/5/2015	3:30:00	19.84
8/5/2015	3:40:00	19.79
8/5/2015	3:50:00	19.74
8/5/2015	4:00:00	19.70
8/5/2015	4:10:00	19.66
8/5/2015	4:20:00	19.62
8/5/2015	4:30:00	19.58
8/5/2015	4:40:00	19.56
8/5/2015	4:50:00	19.53
8/5/2015	5:00:00	19.50
8/5/2015	5:10:00	19.48
8/5/2015	5:20:00	19.46
8/5/2015	5:30:00	19.45
8/5/2015	5:40:00	19.43
8/5/2015	5:50:00	19.42
8/5/2015	6:00:00	19.41
8/5/2015	6:10:00	19.39
8/5/2015	6:20:00	19.39
8/5/2015	6:30:00	19.36
8/5/2015	6:40:00	19.36
8/5/2015	6:50:00	19.35
8/5/2015	7:00:00	19.33
8/5/2015	7:10:00	19.32
8/5/2015	7:20:00	19.31
8/5/2015	7:30:00	19.29
8/5/2015	7:40:00	19.28
8/5/2015	7:50:00	19.28
8/5/2015	8:00:00	19.27
8/5/2015	8:10:00	19.27
8/5/2015	8:20:00	19.27
8/5/2015	8:30:00	19.30
8/5/2015	8:40:00	19.32
8/5/2015	8:50:00	19.39
8/5/2015	9:00:00	19.46
8/5/2015	9:10:00	19.54
8/5/2015	9:20:00	19.63
8/5/2015	9:30:00	19.72
8/5/2015	9:40:00	19.82
8/5/2015	9:50:00	19.92
8/5/2015	10:00:00	20.04
8/5/2015	10:10:00	20.14
8/5/2015	10:20:00	20.17
8/5/2015	10:30:00	20.25

8/5/2015	10:40:00	20.34
8/5/2015	10:50:00	20.38
8/5/2015	11:00:00	20.48
8/5/2015	11:10:00	20.52
8/5/2015	11:20:00	20.62
8/5/2015	11:30:00	20.77
8/5/2015	11:40:00	21.01
8/5/2015	11:50:00	21.12
8/5/2015	12:00:00	21.22
8/5/2015	12:10:00	21.41
8/5/2015	12:20:00	21.58
8/5/2015	12:30:00	21.73
8/5/2015	12:40:00	21.86
8/5/2015	12:50:00	22.11
8/5/2015	13:00:00	22.31
8/5/2015	13:10:00	22.59
8/5/2015	13:20:00	22.78
8/5/2015	13:30:00	23.03
8/5/2015	13:40:00	23.27
8/5/2015	13:50:00	23.51
8/5/2015	14:00:00	23.76
8/5/2015	14:10:00	24.01
8/5/2015	14:20:00	24.18
8/5/2015	14:30:00	24.45
8/5/2015	14:40:00	24.62
8/5/2015	14:50:00	24.91
8/5/2015	15:00:00	25.21
8/5/2015	15:10:00	25.43
8/5/2015	15:20:00	25.61
8/5/2015	15:30:00	25.78
8/5/2015	15:40:00	25.91
8/5/2015	15:50:00	26.01
8/5/2015	16:00:00	25.96
8/5/2015	16:10:00	26.05
8/5/2015	16:20:00	25.94
8/5/2015	16:30:00	25.75
8/5/2015	16:40:00	25.10
8/5/2015	16:50:00	23.74
8/5/2015	17:00:00	21.79
8/5/2015	17:10:00	21.20
8/5/2015	17:20:00	21.05
8/5/2015	17:30:00	20.90
8/5/2015	17:40:00	20.86
8/5/2015	17:50:00	20.79
8/5/2015	18:00:00	20.75
8/5/2015	18:10:00	20.75

8/5/2015	18:20:00	20.73
8/5/2015	18:30:00	20.73
8/5/2015	18:40:00	20.69
8/5/2015	18:50:00	20.67
8/5/2015	19:00:00	20.63
8/5/2015	19:10:00	20.58
8/5/2015	19:20:00	20.53
8/5/2015	19:30:00	20.46
8/5/2015	19:40:00	20.39
8/5/2015	19:50:00	20.32
8/5/2015	20:00:00	20.25
8/5/2015	20:10:00	20.18
8/5/2015	20:20:00	20.10
8/5/2015	20:30:00	20.03
8/5/2015	20:40:00	19.96
8/5/2015	20:50:00	19.88
8/5/2015	21:00:00	19.80
8/5/2015	21:10:00	19.74
8/5/2015	21:20:00	19.69
8/5/2015	21:30:00	19.66
8/5/2015	21:40:00	19.64
8/5/2015	21:50:00	19.65
8/5/2015	22:00:00	19.66
8/5/2015	22:10:00	19.69
8/5/2015	22:20:00	19.72
8/5/2015	22:30:00	19.75
8/5/2015	22:40:00	19.80
8/5/2015	22:50:00	19.84
8/5/2015	23:00:00	19.86
8/5/2015	23:10:00	19.89
8/5/2015	23:20:00	19.91
8/5/2015	23:30:00	19.93
8/5/2015	23:40:00	19.93
8/5/2015	23:50:00	19.94
8/6/2015	0:00:00	19.93
8/6/2015	0:10:00	19.93
8/6/2015	0:20:00	19.92
8/6/2015	0:30:00	19.88
8/6/2015	0:40:00	19.86
8/6/2015	0:50:00	19.83
8/6/2015	1:00:00	19.80
8/6/2015	1:10:00	19.77
8/6/2015	1:20:00	19.74
8/6/2015	1:30:00	19.70
8/6/2015	1:40:00	19.67
8/6/2015	1:50:00	19.62

8/6/2015	2:00:00	19.59
8/6/2015	2:10:00	19.55
8/6/2015	2:20:00	19.50
8/6/2015	2:30:00	19.44
8/6/2015	2:40:00	19.42
8/6/2015	2:50:00	19.37
8/6/2015	3:00:00	19.33
8/6/2015	3:10:00	19.29
8/6/2015	3:20:00	19.26
8/6/2015	3:30:00	19.21
8/6/2015	3:40:00	19.17
8/6/2015	3:50:00	19.12
8/6/2015	4:00:00	19.09
8/6/2015	4:10:00	19.04
8/6/2015	4:20:00	19.01
8/6/2015	4:30:00	18.96
8/6/2015	4:40:00	18.93
8/6/2015	4:50:00	18.89
8/6/2015	5:00:00	18.84
8/6/2015	5:10:00	18.81
8/6/2015	5:20:00	18.76
8/6/2015	5:30:00	18.72
8/6/2015	5:40:00	18.69
8/6/2015	5:50:00	18.63
8/6/2015	6:00:00	18.61
8/6/2015	6:10:00	18.57
8/6/2015	6:20:00	18.53
8/6/2015	6:30:00	18.48
8/6/2015	6:40:00	18.42
8/6/2015	6:50:00	18.40
8/6/2015	7:00:00	18.39
8/6/2015	7:10:00	18.36
8/6/2015	7:20:00	18.33
8/6/2015	7:30:00	18.33
8/6/2015	7:40:00	18.32
8/6/2015	7:50:00	18.30
8/6/2015	8:00:00	18.31
8/6/2015	8:10:00	18.30
8/6/2015	8:20:00	18.34
8/6/2015	8:30:00	18.34
8/6/2015	8:40:00	18.37
8/6/2015	8:50:00	18.39
8/6/2015	9:00:00	18.43
8/6/2015	9:10:00	18.43
8/6/2015	9:20:00	18.46
8/6/2015	9:30:00	18.48

8/6/2015	9:40:00	18.51
8/6/2015	9:50:00	18.54
8/6/2015	10:00:00	18.57
8/6/2015	10:10:00	18.60
8/6/2015	10:20:00	18.62
8/6/2015	10:30:00	18.63
8/6/2015	10:40:00	18.66
8/6/2015	10:50:00	18.68
8/6/2015	11:00:00	18.69
8/6/2015	11:10:00	18.70
8/6/2015	11:20:00	18.71
8/6/2015	11:30:00	18.72
8/6/2015	11:40:00	18.72
8/6/2015	11:50:00	18.73
8/6/2015	12:00:00	18.74
8/6/2015	12:10:00	18.77
8/6/2015	12:20:00	18.80
8/6/2015	12:30:00	18.86
8/6/2015	12:40:00	18.89
8/6/2015	12:50:00	18.89
8/6/2015	13:00:00	18.92
8/6/2015	13:10:00	18.94
8/6/2015	13:20:00	18.97
8/6/2015	13:30:00	19.04
8/6/2015	13:40:00	19.07
8/6/2015	13:50:00	19.06
8/6/2015	14:00:00	19.08
8/6/2015	14:10:00	19.16
8/6/2015	14:20:00	19.18
8/6/2015	14:30:00	19.18
8/6/2015	14:40:00	19.23
8/6/2015	14:50:00	19.26
8/6/2015	15:00:00	19.29
8/6/2015	15:10:00	19.32
8/6/2015	15:20:00	19.35
8/6/2015	15:30:00	19.35
8/6/2015	15:40:00	19.39
8/6/2015	15:50:00	19.46
8/6/2015	16:00:00	19.49
8/6/2015	16:10:00	19.50
8/6/2015	16:20:00	19.54
8/6/2015	16:30:00	19.55
8/6/2015	16:40:00	19.58
8/6/2015	16:50:00	19.60
8/6/2015	17:00:00	19.62
8/6/2015	17:10:00	19.63

8/6/2015	17:20:00	19.67
8/6/2015	17:30:00	19.71
8/6/2015	17:40:00	19.73
8/6/2015	17:50:00	19.76
8/6/2015	18:00:00	19.79
8/6/2015	18:10:00	19.76
8/6/2015	18:20:00	19.74
8/6/2015	18:30:00	19.74
8/6/2015	18:40:00	19.72
8/6/2015	18:50:00	19.70
8/6/2015	19:00:00	19.70
8/6/2015	19:10:00	19.70
8/6/2015	19:20:00	19.69
8/6/2015	19:30:00	19.68
8/6/2015	19:40:00	19.65
8/6/2015	19:50:00	19.63
8/6/2015	20:00:00	19.60
8/6/2015	20:10:00	19.57
8/6/2015	20:20:00	19.55
8/6/2015	20:30:00	19.52
8/6/2015	20:40:00	19.48
8/6/2015	20:50:00	19.46
8/6/2015	21:00:00	19.42
8/6/2015	21:10:00	19.39
8/6/2015	21:20:00	19.35
8/6/2015	21:30:00	19.31
8/6/2015	21:40:00	19.27
8/6/2015	21:50:00	19.25
8/6/2015	22:00:00	19.21
8/6/2015	22:10:00	19.18
8/6/2015	22:20:00	19.15
8/6/2015	22:30:00	19.13
8/6/2015	22:40:00	19.09
8/6/2015	22:50:00	19.04
8/6/2015	23:00:00	19.02
8/6/2015	23:10:00	19.00
8/6/2015	23:20:00	18.96
8/6/2015	23:30:00	18.93
8/6/2015	23:40:00	18.90
8/6/2015	23:50:00	18.87
8/7/2015	0:00:00	18.83
8/7/2015	0:10:00	18.80
8/7/2015	0:20:00	18.77
8/7/2015	0:30:00	18.75
8/7/2015	0:40:00	18.73
8/7/2015	0:50:00	18.70

8/7/2015	1:00:00	18.67
8/7/2015	1:10:00	18.65
8/7/2015	1:20:00	18.62
8/7/2015	1:30:00	18.60
8/7/2015	1:40:00	18.58
8/7/2015	1:50:00	18.55
8/7/2015	2:00:00	18.53
8/7/2015	2:10:00	18.50
8/7/2015	2:20:00	18.47
8/7/2015	2:30:00	18.46
8/7/2015	2:40:00	18.43
8/7/2015	2:50:00	18.42
8/7/2015	3:00:00	18.40
8/7/2015	3:10:00	18.38
8/7/2015	3:20:00	18.36
8/7/2015	3:30:00	18.34
8/7/2015	3:40:00	18.32
8/7/2015	3:50:00	18.31
8/7/2015	4:00:00	18.29
8/7/2015	4:10:00	18.27
8/7/2015	4:20:00	18.26
8/7/2015	4:30:00	18.25
8/7/2015	4:40:00	18.23
8/7/2015	4:50:00	18.21
8/7/2015	5:00:00	18.18
8/7/2015	5:10:00	18.17
8/7/2015	5:20:00	18.16
8/7/2015	5:30:00	18.14
8/7/2015	5:40:00	18.13
8/7/2015	5:50:00	18.12
8/7/2015	6:00:00	18.11
8/7/2015	6:10:00	18.10
8/7/2015	6:20:00	18.09
8/7/2015	6:30:00	18.08
8/7/2015	6:40:00	18.07
8/7/2015	6:50:00	18.06
8/7/2015	7:00:00	18.05
8/7/2015	7:10:00	18.04
8/7/2015	7:20:00	18.04
8/7/2015	7:30:00	18.04
8/7/2015	7:40:00	18.03
8/7/2015	7:50:00	18.03
8/7/2015	8:00:00	18.03
8/7/2015	8:10:00	18.03
8/7/2015	8:20:00	18.03
8/7/2015	8:30:00	18.04

8/7/2015	8:40:00	18.05
8/7/2015	8:50:00	18.07
8/7/2015	9:00:00	18.09
8/7/2015	9:10:00	18.10
8/7/2015	9:20:00	18.13
8/7/2015	9:30:00	18.17
8/7/2015	9:40:00	18.22
8/7/2015	9:50:00	18.30
8/7/2015	10:00:00	18.34
8/7/2015	10:10:00	18.38
8/7/2015	10:20:00	18.42
8/7/2015	10:30:00	18.46
8/7/2015	10:40:00	18.55
8/7/2015	10:50:00	18.63
8/7/2015	11:00:00	18.66
8/7/2015	11:10:00	18.70
8/7/2015	11:20:00	18.73
8/7/2015	11:30:00	18.76
8/7/2015	11:40:00	18.76
8/7/2015	11:50:00	18.77
8/7/2015	12:00:00	18.80
8/7/2015	12:10:00	18.82
8/7/2015	12:20:00	18.85
8/7/2015	12:30:00	18.93
8/7/2015	12:40:00	18.98
8/7/2015	12:50:00	18.93
8/7/2015	13:00:00	19.00
8/7/2015	13:10:00	18.86
8/7/2015	13:20:00	18.50
8/7/2015	13:30:00	17.21
8/7/2015	13:40:00	17.43
8/7/2015	13:50:00	17.91
8/7/2015	14:00:00	18.20
8/7/2015	14:10:00	18.44
8/7/2015	14:20:00	18.61
8/7/2015	14:30:00	18.78
8/7/2015	14:40:00	18.88
8/7/2015	14:50:00	19.00
8/7/2015	15:00:00	19.12
8/7/2015	15:10:00	19.23
8/7/2015	15:20:00	19.32
8/7/2015	15:30:00	19.33
8/7/2015	15:40:00	19.39
8/7/2015	15:50:00	19.48
8/7/2015	16:00:00	19.61
8/7/2015	16:10:00	19.89

8/7/2015	16:20:00	19.99
8/7/2015	16:30:00	20.01
8/7/2015	16:40:00	20.15
8/7/2015	16:50:00	20.26
8/7/2015	17:00:00	20.29
8/7/2015	17:10:00	20.41
8/7/2015	17:20:00	20.43
8/7/2015	17:30:00	20.49
8/7/2015	17:40:00	20.57
8/7/2015	17:50:00	20.60
8/7/2015	18:00:00	20.66
8/7/2015	18:10:00	20.72
8/7/2015	18:20:00	20.98
8/7/2015	18:30:00	20.96
8/7/2015	18:40:00	20.97
8/7/2015	18:50:00	21.00
8/7/2015	19:00:00	20.97
8/7/2015	19:10:00	20.88
8/7/2015	19:20:00	20.82
8/7/2015	19:30:00	20.74
8/7/2015	19:40:00	20.67
8/7/2015	19:50:00	20.61
8/7/2015	20:00:00	20.55
8/7/2015	20:10:00	20.51
8/7/2015	20:20:00	20.45
8/7/2015	20:30:00	20.39
8/7/2015	20:40:00	20.32
8/7/2015	20:50:00	20.24
8/7/2015	21:00:00	20.18
8/7/2015	21:10:00	20.11
8/7/2015	21:20:00	20.06
8/7/2015	21:30:00	19.99
8/7/2015	21:40:00	19.96
8/7/2015	21:50:00	19.91
8/7/2015	22:00:00	19.86
8/7/2015	22:10:00	19.81
8/7/2015	22:20:00	19.76
8/7/2015	22:30:00	19.71
8/7/2015	22:40:00	19.67
8/7/2015	22:50:00	19.61
8/7/2015	23:00:00	19.57
8/7/2015	23:10:00	19.49
8/7/2015	23:20:00	19.46
8/7/2015	23:30:00	19.41
8/7/2015	23:40:00	19.35
8/7/2015	23:50:00	19.31

8/8/2015	0:00:00	19.26
8/8/2015	0:10:00	19.22
8/8/2015	0:20:00	19.17
8/8/2015	0:30:00	19.13
8/8/2015	0:40:00	19.09
8/8/2015	0:50:00	19.05
8/8/2015	1:00:00	19.01
8/8/2015	1:10:00	18.97
8/8/2015	1:20:00	18.94
8/8/2015	1:30:00	18.91
8/8/2015	1:40:00	18.86
8/8/2015	1:50:00	18.83
8/8/2015	2:00:00	18.80
8/8/2015	2:10:00	18.77
8/8/2015	2:20:00	18.73
8/8/2015	2:30:00	18.69
8/8/2015	2:40:00	18.66
8/8/2015	2:50:00	18.61
8/8/2015	3:00:00	18.57
8/8/2015	3:10:00	18.50
8/8/2015	3:20:00	18.47
8/8/2015	3:30:00	18.43
8/8/2015	3:40:00	18.40
8/8/2015	3:50:00	18.37
8/8/2015	4:00:00	18.35
8/8/2015	4:10:00	18.32
8/8/2015	4:20:00	18.28
8/8/2015	4:30:00	18.24
8/8/2015	4:40:00	18.18
8/8/2015	4:50:00	18.14
8/8/2015	5:00:00	18.10
8/8/2015	5:10:00	18.05
8/8/2015	5:20:00	18.01
8/8/2015	5:30:00	17.98
8/8/2015	5:40:00	17.93
8/8/2015	5:50:00	17.88
8/8/2015	6:00:00	17.85
8/8/2015	6:10:00	17.80
8/8/2015	6:20:00	17.78
8/8/2015	6:30:00	17.75
8/8/2015	6:40:00	17.72
8/8/2015	6:50:00	17.70
8/8/2015	7:00:00	17.69
8/8/2015	7:10:00	17.68
8/8/2015	7:20:00	17.66
8/8/2015	7:30:00	17.67

8/8/2015	7:40:00	17.66
8/8/2015	7:50:00	17.66
8/8/2015	8:00:00	17.67
8/8/2015	8:10:00	17.68
8/8/2015	8:20:00	17.69
8/8/2015	8:30:00	17.68
8/8/2015	8:40:00	17.70
8/8/2015	8:50:00	17.72
8/8/2015	9:00:00	17.75
8/8/2015	9:10:00	17.86
8/8/2015	9:20:00	17.94
8/8/2015	9:30:00	18.03
8/8/2015	9:40:00	18.09
8/8/2015	9:50:00	18.18
8/8/2015	10:00:00	18.32
8/8/2015	10:10:00	18.47
8/8/2015	10:20:00	18.67
8/8/2015	10:30:00	18.77
8/8/2015	10:40:00	18.87
8/8/2015	10:50:00	18.98
8/8/2015	11:00:00	19.21
8/8/2015	11:10:00	19.42
8/8/2015	11:20:00	19.60
8/8/2015	11:30:00	19.73
8/8/2015	11:40:00	19.85
8/8/2015	11:50:00	19.93
8/8/2015	12:00:00	20.04
8/8/2015	12:10:00	20.25
8/8/2015	12:20:00	20.36
8/8/2015	12:30:00	20.38
8/8/2015	12:40:00	20.38
8/8/2015	12:50:00	20.23
8/8/2015	13:00:00	20.10
8/8/2015	13:10:00	19.92
8/8/2015	13:20:00	19.52
8/8/2015	13:30:00	18.02
8/8/2015	13:40:00	17.90
8/8/2015	13:50:00	18.24
8/8/2015	14:00:00	18.35
8/8/2015	14:10:00	18.45
8/8/2015	14:20:00	18.61
8/8/2015	14:30:00	18.92
8/8/2015	14:40:00	19.10
8/8/2015	14:50:00	19.25
8/8/2015	15:00:00	19.29
8/8/2015	15:10:00	19.30

8/8/2015	15:20:00	19.29
8/8/2015	15:30:00	19.23
8/8/2015	15:40:00	19.18
8/8/2015	15:50:00	19.16
8/8/2015	16:00:00	19.17
8/8/2015	16:10:00	19.26
8/8/2015	16:20:00	19.24
8/8/2015	16:30:00	19.23
8/8/2015	16:40:00	19.25
8/8/2015	16:50:00	19.29
8/8/2015	17:00:00	19.39
8/8/2015	17:10:00	19.66
8/8/2015	17:20:00	19.75
8/8/2015	17:30:00	19.82
8/8/2015	17:40:00	19.82
8/8/2015	17:50:00	19.83
8/8/2015	18:00:00	19.86
8/8/2015	18:10:00	19.88
8/8/2015	18:20:00	19.95
8/8/2015	18:30:00	19.96
8/8/2015	18:40:00	19.97
8/8/2015	18:50:00	19.97
8/8/2015	19:00:00	19.97
8/8/2015	19:10:00	19.96
8/8/2015	19:20:00	19.96
8/8/2015	19:30:00	19.96
8/8/2015	19:40:00	19.95
8/8/2015	19:50:00	19.91
8/8/2015	20:00:00	19.86
8/8/2015	20:10:00	19.81
8/8/2015	20:20:00	19.78
8/8/2015	20:30:00	19.76
8/8/2015	20:40:00	19.71
8/8/2015	20:50:00	19.67
8/8/2015	21:00:00	19.52
8/8/2015	21:10:00	19.46
8/8/2015	21:20:00	19.47
8/8/2015	21:30:00	19.47
8/8/2015	21:40:00	19.46
8/8/2015	21:50:00	19.43
8/8/2015	22:00:00	19.43
8/8/2015	22:10:00	19.43
8/8/2015	22:20:00	19.41
8/8/2015	22:30:00	19.38
8/8/2015	22:40:00	19.32
8/8/2015	22:50:00	19.32

8/8/2015	23:00:00	19.32
8/8/2015	23:10:00	19.34
8/8/2015	23:20:00	19.35
8/8/2015	23:30:00	19.35
8/8/2015	23:40:00	19.34
8/8/2015	23:50:00	19.35
8/9/2015	0:00:00	19.35
8/9/2015	0:10:00	19.35
8/9/2015	0:20:00	19.35
8/9/2015	0:30:00	19.33
8/9/2015	0:40:00	19.32
8/9/2015	0:50:00	19.31
8/9/2015	1:00:00	19.29
8/9/2015	1:10:00	19.28
8/9/2015	1:20:00	19.25
8/9/2015	1:30:00	19.22
8/9/2015	1:40:00	19.20
8/9/2015	1:50:00	19.16
8/9/2015	2:00:00	19.15
8/9/2015	2:10:00	19.12
8/9/2015	2:20:00	19.11
8/9/2015	2:30:00	19.09
8/9/2015	2:40:00	19.06
8/9/2015	2:50:00	19.03
8/9/2015	3:00:00	19.01
8/9/2015	3:10:00	18.98
8/9/2015	3:20:00	18.95
8/9/2015	3:30:00	18.92
8/9/2015	3:40:00	18.88
8/9/2015	3:50:00	18.84
8/9/2015	4:00:00	18.80
8/9/2015	4:10:00	18.77
8/9/2015	4:20:00	18.73
8/9/2015	4:30:00	18.69
8/9/2015	4:40:00	18.66
8/9/2015	4:50:00	18.62
8/9/2015	5:00:00	18.58
8/9/2015	5:10:00	18.55
8/9/2015	5:20:00	18.51
8/9/2015	5:30:00	18.48
8/9/2015	5:40:00	18.43
8/9/2015	5:50:00	18.40
8/9/2015	6:00:00	18.37
8/9/2015	6:10:00	18.32
8/9/2015	6:20:00	18.30
8/9/2015	6:30:00	18.28

8/9/2015	6:40:00	18.26
8/9/2015	6:50:00	18.23
8/9/2015	7:00:00	18.22
8/9/2015	7:10:00	18.21
8/9/2015	7:20:00	18.20
8/9/2015	7:30:00	18.18
8/9/2015	7:40:00	18.19
8/9/2015	7:50:00	18.19
8/9/2015	8:00:00	18.21
8/9/2015	8:10:00	18.21
8/9/2015	8:20:00	18.22
8/9/2015	8:30:00	18.24
8/9/2015	8:40:00	18.29
8/9/2015	8:50:00	18.35
8/9/2015	9:00:00	18.45
8/9/2015	9:10:00	18.57
8/9/2015	9:20:00	18.69
8/9/2015	9:30:00	18.84
8/9/2015	9:40:00	18.98
8/9/2015	9:50:00	19.11
8/9/2015	10:00:00	19.25
8/9/2015	10:10:00	19.34
8/9/2015	10:20:00	19.42
8/9/2015	10:30:00	19.50
8/9/2015	10:40:00	19.67
8/9/2015	10:50:00	19.70
8/9/2015	11:00:00	19.89
8/9/2015	11:10:00	20.05
8/9/2015	11:20:00	20.18
8/9/2015	11:30:00	20.36
8/9/2015	11:40:00	20.47
8/9/2015	11:50:00	20.76
8/9/2015	12:00:00	20.98
8/9/2015	12:10:00	21.21
8/9/2015	12:20:00	21.45
8/9/2015	12:30:00	21.78
8/9/2015	12:40:00	21.94
8/9/2015	12:50:00	22.07
8/9/2015	13:00:00	22.29
8/9/2015	13:10:00	22.54
8/9/2015	13:20:00	22.82
8/9/2015	13:30:00	22.93
8/9/2015	13:40:00	23.08
8/9/2015	13:50:00	23.33
8/9/2015	14:00:00	23.45
8/9/2015	14:10:00	23.58

8/9/2015	14:20:00	23.79
8/9/2015	14:30:00	24.09
8/9/2015	14:40:00	24.24
8/9/2015	14:50:00	24.46
8/9/2015	15:00:00	24.52
8/9/2015	15:10:00	24.65
8/9/2015	15:20:00	24.72
8/9/2015	15:30:00	25.01
8/9/2015	15:40:00	24.96
8/9/2015	15:50:00	24.93
8/9/2015	16:00:00	24.82
8/9/2015	16:10:00	24.43
8/9/2015	16:20:00	23.73
8/9/2015	16:30:00	22.50
8/9/2015	16:40:00	20.92
8/9/2015	16:50:00	20.17
8/9/2015	17:00:00	19.89
8/9/2015	17:10:00	19.78
8/9/2015	17:20:00	19.70
8/9/2015	17:30:00	19.66
8/9/2015	17:40:00	19.63
8/9/2015	17:50:00	19.61
8/9/2015	18:00:00	19.59
8/9/2015	18:10:00	19.59
8/9/2015	18:20:00	19.58
8/9/2015	18:30:00	19.56
8/9/2015	18:40:00	19.55
8/9/2015	18:50:00	19.53
8/9/2015	19:00:00	19.52
8/9/2015	19:10:00	19.52
8/9/2015	19:20:00	19.51
8/9/2015	19:30:00	19.50
8/9/2015	19:40:00	19.49
8/9/2015	19:50:00	19.47
8/9/2015	20:00:00	19.45
8/9/2015	20:10:00	19.44
8/9/2015	20:20:00	19.42
8/9/2015	20:30:00	19.41
8/9/2015	20:40:00	19.40
8/9/2015	20:50:00	19.40
8/9/2015	21:00:00	19.40
8/9/2015	21:10:00	19.41
8/9/2015	21:20:00	19.43
8/9/2015	21:30:00	19.46
8/9/2015	21:40:00	19.49
8/9/2015	21:50:00	19.53

8/9/2015	22:00:00	19.57
8/9/2015	22:10:00	19.62
8/9/2015	22:20:00	19.67
8/9/2015	22:30:00	19.72
8/9/2015	22:40:00	19.76
8/9/2015	22:50:00	19.79
8/9/2015	23:00:00	19.83
8/9/2015	23:10:00	19.85
8/9/2015	23:20:00	19.88
8/9/2015	23:30:00	19.91
8/9/2015	23:40:00	19.92
8/9/2015	23:50:00	19.92
8/10/2015	0:00:00	19.93
8/10/2015	0:10:00	19.95
8/10/2015	0:20:00	19.95
8/10/2015	0:30:00	19.94
8/10/2015	0:40:00	19.94
8/10/2015	0:50:00	19.93
8/10/2015	1:00:00	19.92
8/10/2015	1:10:00	19.91
8/10/2015	1:20:00	19.90
8/10/2015	1:30:00	19.88
8/10/2015	1:40:00	19.87
8/10/2015	1:50:00	19.85
8/10/2015	2:00:00	19.83
8/10/2015	2:10:00	19.81
8/10/2015	2:20:00	19.79
8/10/2015	2:30:00	19.78
8/10/2015	2:40:00	19.76
8/10/2015	2:50:00	19.74
8/10/2015	3:00:00	19.73
8/10/2015	3:10:00	19.71
8/10/2015	3:20:00	19.69
8/10/2015	3:30:00	19.66
8/10/2015	3:40:00	19.64
8/10/2015	3:50:00	19.62
8/10/2015	4:00:00	19.59
8/10/2015	4:10:00	19.57
8/10/2015	4:20:00	19.55
8/10/2015	4:30:00	19.53
8/10/2015	4:40:00	19.51
8/10/2015	4:50:00	19.49
8/10/2015	5:00:00	19.45
8/10/2015	5:10:00	19.45
8/10/2015	5:20:00	19.42
8/10/2015	5:30:00	19.40

8/10/2015	5:40:00	19.39
8/10/2015	5:50:00	19.36
8/10/2015	6:00:00	19.34
8/10/2015	6:10:00	19.31
8/10/2015	6:20:00	19.28
8/10/2015	6:30:00	19.25
8/10/2015	6:40:00	19.23
8/10/2015	6:50:00	19.21
8/10/2015	7:00:00	19.19
8/10/2015	7:10:00	19.14
8/10/2015	7:20:00	19.13
8/10/2015	7:30:00	19.12
8/10/2015	7:40:00	19.11
8/10/2015	7:50:00	19.10
8/10/2015	8:00:00	19.08
8/10/2015	8:10:00	19.09
8/10/2015	8:20:00	19.09
8/10/2015	8:30:00	19.09
8/10/2015	8:40:00	19.10
8/10/2015	8:50:00	19.15
8/10/2015	9:00:00	19.20
8/10/2015	9:10:00	19.28
8/10/2015	9:20:00	19.41
8/10/2015	9:30:00	19.53
8/10/2015	9:40:00	19.65
8/10/2015	9:50:00	19.76
8/10/2015	10:00:00	19.82
8/10/2015	10:10:00	19.92
8/10/2015	10:20:00	20.08
8/10/2015	10:30:00	20.23
8/10/2015	10:40:00	20.38
8/10/2015	10:50:00	20.56
8/10/2015	11:00:00	20.75
8/10/2015	11:10:00	20.91
8/10/2015	11:20:00	21.12
8/10/2015	11:30:00	21.32
8/10/2015	11:40:00	21.51
8/10/2015	11:50:00	21.61
8/10/2015	12:00:00	21.62
8/10/2015	12:10:00	21.58
8/10/2015	12:20:00	21.64
8/10/2015	12:30:00	21.72
8/10/2015	12:40:00	21.76
8/10/2015	12:50:00	21.55
8/10/2015	13:00:00	21.29
8/10/2015	13:10:00	21.43

8/10/2015	13:20:00	21.05
8/10/2015	13:30:00	19.27
8/10/2015	13:40:00	18.73
8/10/2015	13:50:00	18.73
8/10/2015	14:00:00	18.68
8/10/2015	14:10:00	18.75
8/10/2015	14:20:00	18.75
8/10/2015	14:30:00	18.74
8/10/2015	14:40:00	18.71
8/10/2015	14:50:00	18.67
8/10/2015	15:00:00	18.66
8/10/2015	15:10:00	18.64
8/10/2015	15:20:00	18.63
8/10/2015	15:30:00	18.61
8/10/2015	15:40:00	18.65
8/10/2015	15:50:00	18.88
8/10/2015	16:00:00	18.90
8/10/2015	16:10:00	18.95
8/10/2015	16:20:00	19.12
8/10/2015	16:30:00	19.13
8/10/2015	16:40:00	19.20
8/10/2015	16:50:00	19.32
8/10/2015	17:00:00	19.35
8/10/2015	17:10:00	19.44
8/10/2015	17:20:00	19.51
8/10/2015	17:30:00	19.58
8/10/2015	17:40:00	19.63
8/10/2015	17:50:00	19.66
8/10/2015	18:00:00	19.69
8/10/2015	18:10:00	19.73
8/10/2015	18:20:00	19.78
8/10/2015	18:30:00	19.80
8/10/2015	18:40:00	19.84
8/10/2015	18:50:00	19.82
8/10/2015	19:00:00	19.84
8/10/2015	19:10:00	19.84
8/10/2015	19:20:00	19.85
8/10/2015	19:30:00	19.85
8/10/2015	19:40:00	19.84
8/10/2015	19:50:00	19.83
8/10/2015	20:00:00	19.81
8/10/2015	20:10:00	19.80
8/10/2015	20:20:00	19.79
8/10/2015	20:30:00	19.79
8/10/2015	20:40:00	19.79
8/10/2015	20:50:00	19.79

8/10/2015	21:00:00	19.81
8/10/2015	21:10:00	19.84
8/10/2015	21:20:00	19.87
8/10/2015	21:30:00	19.91
8/10/2015	21:40:00	19.96
8/10/2015	21:50:00	20.01
8/10/2015	22:00:00	20.04
8/10/2015	22:10:00	20.07
8/10/2015	22:20:00	20.11
8/10/2015	22:30:00	20.15
8/10/2015	22:40:00	20.17
8/10/2015	22:50:00	20.20
8/10/2015	23:00:00	20.22
8/10/2015	23:10:00	20.24
8/10/2015	23:20:00	20.26
8/10/2015	23:30:00	20.27
8/10/2015	23:40:00	20.27
8/10/2015	23:50:00	20.27
8/11/2015	0:00:00	20.28
8/11/2015	0:10:00	20.28
8/11/2015	0:20:00	20.27
8/11/2015	0:30:00	20.25
8/11/2015	0:40:00	20.24
8/11/2015	0:50:00	20.22
8/11/2015	1:00:00	20.20
8/11/2015	1:10:00	20.17
8/11/2015	1:20:00	20.17
8/11/2015	1:30:00	20.14
8/11/2015	1:40:00	20.13
8/11/2015	1:50:00	20.11
8/11/2015	2:00:00	20.09
8/11/2015	2:10:00	20.08
8/11/2015	2:20:00	20.06
8/11/2015	2:30:00	20.04
8/11/2015	2:40:00	20.02
8/11/2015	2:50:00	20.01
8/11/2015	3:00:00	19.98
8/11/2015	3:10:00	19.96
8/11/2015	3:20:00	19.95
8/11/2015	3:30:00	19.93
8/11/2015	3:40:00	19.91
8/11/2015	3:50:00	19.90
8/11/2015	4:00:00	19.90
8/11/2015	4:10:00	19.88
8/11/2015	4:20:00	19.87
8/11/2015	4:30:00	19.87

8/11/2015	4:40:00	19.85
8/11/2015	4:50:00	19.84
8/11/2015	5:00:00	19.83
8/11/2015	5:10:00	19.82
8/11/2015	5:20:00	19.81
8/11/2015	5:30:00	19.80
8/11/2015	5:40:00	19.79
8/11/2015	5:50:00	19.78
8/11/2015	6:00:00	19.75
8/11/2015	6:10:00	19.75
8/11/2015	6:20:00	19.73
8/11/2015	6:30:00	19.73
8/11/2015	6:40:00	19.71
8/11/2015	6:50:00	19.70
8/11/2015	7:00:00	19.69
8/11/2015	7:10:00	19.68
8/11/2015	7:20:00	19.68
8/11/2015	7:30:00	19.67
8/11/2015	7:40:00	19.67
8/11/2015	7:50:00	19.67
8/11/2015	8:00:00	19.66
8/11/2015	8:10:00	19.66
8/11/2015	8:20:00	19.67
8/11/2015	8:30:00	19.68
8/11/2015	8:40:00	19.69
8/11/2015	8:50:00	19.69
8/11/2015	9:00:00	19.77
8/11/2015	9:10:00	19.80
8/11/2015	9:20:00	19.82
8/11/2015	9:30:00	19.87
8/11/2015	9:40:00	19.91
8/11/2015	9:50:00	19.95
8/11/2015	10:00:00	19.96
8/11/2015	10:10:00	20.00
8/11/2015	10:20:00	19.99
8/11/2015	10:30:00	19.99
8/11/2015	10:40:00	20.07
8/11/2015	10:50:00	20.14
8/11/2015	11:00:00	20.14
8/11/2015	11:10:00	20.16
8/11/2015	11:20:00	20.22
8/11/2015	11:30:00	20.33
8/11/2015	11:40:00	20.38
8/11/2015	11:50:00	20.53
8/11/2015	12:00:00	20.66
8/11/2015	12:10:00	20.72

8/11/2015	12:20:00	20.82
8/11/2015	12:30:00	21.04
8/11/2015	12:40:00	21.12
8/11/2015	12:50:00	21.30
8/11/2015	13:00:00	21.46
8/11/2015	13:10:00	21.51
8/11/2015	13:20:00	21.62
8/11/2015	13:30:00	21.85
8/11/2015	13:40:00	22.08
8/11/2015	13:50:00	22.21
8/11/2015	14:00:00	22.44
8/11/2015	14:10:00	22.65
8/11/2015	14:20:00	22.92
8/11/2015	14:30:00	23.19
8/11/2015	14:40:00	23.34
8/11/2015	14:50:00	23.30
8/11/2015	15:00:00	23.34
8/11/2015	15:10:00	23.55
8/11/2015	15:20:00	23.82
8/11/2015	15:30:00	23.92
8/11/2015	15:40:00	24.05
8/11/2015	15:50:00	23.90
8/11/2015	16:00:00	23.54
8/11/2015	16:10:00	23.12
8/11/2015	16:20:00	22.26
8/11/2015	16:30:00	20.10
8/11/2015	16:40:00	19.50
8/11/2015	16:50:00	19.34
8/11/2015	17:00:00	19.16
8/11/2015	17:10:00	18.98
8/11/2015	17:20:00	18.93
8/11/2015	17:30:00	18.90
8/11/2015	17:40:00	18.81
8/11/2015	17:50:00	18.78
8/11/2015	18:00:00	18.71
8/11/2015	18:10:00	18.64
8/11/2015	18:20:00	18.65
8/11/2015	18:30:00	18.54
8/11/2015	18:40:00	18.54
8/11/2015	18:50:00	18.49
8/11/2015	19:00:00	18.43
8/11/2015	19:10:00	18.39
8/11/2015	19:20:00	18.37
8/11/2015	19:30:00	18.37
8/11/2015	19:40:00	18.33
8/11/2015	19:50:00	18.30

8/11/2015	20:00:00	18.30
8/11/2015	20:10:00	18.30
8/11/2015	20:20:00	18.28
8/11/2015	20:30:00	18.27
8/11/2015	20:40:00	18.24
8/11/2015	20:50:00	18.22
8/11/2015	21:00:00	18.20
8/11/2015	21:10:00	18.18
8/11/2015	21:20:00	18.16
8/11/2015	21:30:00	18.13
8/11/2015	21:40:00	18.11
8/11/2015	21:50:00	18.08
8/11/2015	22:00:00	18.05
8/11/2015	22:10:00	18.02
8/11/2015	22:20:00	18.01
8/11/2015	22:30:00	18.00
8/11/2015	22:40:00	18.02
8/11/2015	22:50:00	18.07
8/11/2015	23:00:00	18.14
8/11/2015	23:10:00	18.22
8/11/2015	23:20:00	18.31
8/11/2015	23:30:00	18.40
8/11/2015	23:40:00	18.48
8/11/2015	23:50:00	18.55
8/12/2015	0:00:00	18.62
8/12/2015	0:10:00	18.69
8/12/2015	0:20:00	18.74
8/12/2015	0:30:00	18.79
8/12/2015	0:40:00	18.83
8/12/2015	0:50:00	18.87
8/12/2015	1:00:00	18.90
8/12/2015	1:10:00	18.91
8/12/2015	1:20:00	18.94
8/12/2015	1:30:00	18.95
8/12/2015	1:40:00	18.96
8/12/2015	1:50:00	18.96
8/12/2015	2:00:00	18.96
8/12/2015	2:10:00	18.95
8/12/2015	2:20:00	18.95
8/12/2015	2:30:00	18.95
8/12/2015	2:40:00	18.95
8/12/2015	2:50:00	18.94
8/12/2015	3:00:00	18.95
8/12/2015	3:10:00	18.96
8/12/2015	3:20:00	18.97
8/12/2015	3:30:00	18.98

8/12/2015	3:40:00	18.98
8/12/2015	3:50:00	18.97
8/12/2015	4:00:00	18.97
8/12/2015	4:10:00	18.95
8/12/2015	4:20:00	18.95
8/12/2015	4:30:00	18.94
8/12/2015	4:40:00	18.94
8/12/2015	4:50:00	18.93
8/12/2015	5:00:00	18.92
8/12/2015	5:10:00	18.91
8/12/2015	5:20:00	18.90
8/12/2015	5:30:00	18.88
8/12/2015	5:40:00	18.86
8/12/2015	5:50:00	18.82
8/12/2015	6:00:00	18.78
8/12/2015	6:10:00	18.75
8/12/2015	6:20:00	18.72
8/12/2015	6:30:00	18.68
8/12/2015	6:40:00	18.66
8/12/2015	6:50:00	18.63
8/12/2015	7:00:00	18.60
8/12/2015	7:10:00	18.57
8/12/2015	7:20:00	18.56
8/12/2015	7:30:00	18.56
8/12/2015	7:40:00	18.55
8/12/2015	7:50:00	18.56
8/12/2015	8:00:00	18.57
8/12/2015	8:10:00	18.57
8/12/2015	8:20:00	18.57
8/12/2015	8:30:00	18.57
8/12/2015	8:40:00	18.57
8/12/2015	8:50:00	18.61
8/12/2015	9:00:00	18.68
8/12/2015	9:10:00	18.71
8/12/2015	9:20:00	18.73
8/12/2015	9:30:00	18.82
8/12/2015	9:40:00	18.92
8/12/2015	9:50:00	18.97
8/12/2015	10:00:00	19.03
8/12/2015	10:10:00	19.06
8/12/2015	10:20:00	19.07
8/12/2015	10:30:00	19.10
8/12/2015	10:40:00	19.27
8/12/2015	10:50:00	19.29
8/12/2015	11:00:00	19.37
8/12/2015	11:10:00	19.53

8/12/2015	11:20:00	19.66
8/12/2015	11:30:00	19.85
8/12/2015	11:40:00	20.04
8/12/2015	11:50:00	20.16
8/12/2015	12:00:00	20.25
8/12/2015	12:10:00	20.35
8/12/2015	12:20:00	20.44
8/12/2015	12:30:00	20.56
8/12/2015	12:40:00	20.69
8/12/2015	12:50:00	20.82
8/12/2015	13:00:00	20.93
8/12/2015	13:10:00	21.13
8/12/2015	13:20:00	21.28
8/12/2015	13:30:00	21.45
8/12/2015	13:40:00	21.53
8/12/2015	13:50:00	21.56
8/12/2015	14:00:00	21.81
8/12/2015	14:10:00	21.84
8/12/2015	14:20:00	22.04
8/12/2015	14:30:00	22.41
8/12/2015	14:40:00	22.62
8/12/2015	14:50:00	22.83
8/12/2015	15:00:00	22.79
8/12/2015	15:10:00	22.81
8/12/2015	15:20:00	22.81
8/12/2015	15:30:00	22.92
8/12/2015	15:40:00	22.92
8/12/2015	15:50:00	22.79
8/12/2015	16:00:00	22.94
8/12/2015	16:10:00	22.77
8/12/2015	16:20:00	21.98
8/12/2015	16:30:00	19.99
8/12/2015	16:40:00	19.47
8/12/2015	16:50:00	19.41
8/12/2015	17:00:00	19.32
8/12/2015	17:10:00	19.29
8/12/2015	17:20:00	19.30
8/12/2015	17:30:00	19.25
8/12/2015	17:40:00	19.31
8/12/2015	17:50:00	19.30
8/12/2015	18:00:00	19.19
8/12/2015	18:10:00	19.09
8/12/2015	18:20:00	19.05
8/12/2015	18:30:00	18.97
8/12/2015	18:40:00	18.92
8/12/2015	18:50:00	18.87

8/12/2015	19:00:00	18.83
8/12/2015	19:10:00	18.81
8/12/2015	19:20:00	18.80
8/12/2015	19:30:00	18.78
8/12/2015	19:40:00	18.76
8/12/2015	19:50:00	18.74
8/12/2015	20:00:00	18.73
8/12/2015	20:10:00	18.73
8/12/2015	20:20:00	18.72
8/12/2015	20:30:00	18.71
8/12/2015	20:40:00	18.70
8/12/2015	20:50:00	18.69
8/12/2015	21:00:00	18.68
8/12/2015	21:10:00	18.66
8/12/2015	21:20:00	18.65
8/12/2015	21:30:00	18.63
8/12/2015	21:40:00	18.61
8/12/2015	21:50:00	18.59
8/12/2015	22:00:00	18.57
8/12/2015	22:10:00	18.54
8/12/2015	22:20:00	18.52
8/12/2015	22:30:00	18.50
8/12/2015	22:40:00	18.48
8/12/2015	22:50:00	18.47
8/12/2015	23:00:00	18.45
8/12/2015	23:10:00	18.46
8/12/2015	23:20:00	18.49
8/12/2015	23:30:00	18.51
8/12/2015	23:40:00	18.52
8/12/2015	23:50:00	18.57
8/13/2015	0:00:00	18.57
8/13/2015	0:10:00	18.60
8/13/2015	0:20:00	18.61
8/13/2015	0:30:00	18.63
8/13/2015	0:40:00	18.65
8/13/2015	0:50:00	18.65
8/13/2015	1:00:00	18.65
8/13/2015	1:10:00	18.62
8/13/2015	1:20:00	18.62
8/13/2015	1:30:00	18.63
8/13/2015	1:40:00	18.60
8/13/2015	1:50:00	18.58
8/13/2015	2:00:00	18.56
8/13/2015	2:10:00	18.54
8/13/2015	2:20:00	18.52
8/13/2015	2:30:00	18.48

8/13/2015	2:40:00	18.46
8/13/2015	2:50:00	18.41
8/13/2015	3:00:00	18.39
8/13/2015	3:10:00	18.34
8/13/2015	3:20:00	18.29
8/13/2015	3:30:00	18.25
8/13/2015	3:40:00	18.20
8/13/2015	3:50:00	18.19
8/13/2015	4:00:00	18.13
8/13/2015	4:10:00	18.12
8/13/2015	4:20:00	18.10
8/13/2015	4:30:00	18.08
8/13/2015	4:40:00	18.05
8/13/2015	4:50:00	18.01
8/13/2015	5:00:00	17.97
8/13/2015	5:10:00	17.95
8/13/2015	5:20:00	17.90
8/13/2015	5:30:00	17.91
8/13/2015	5:40:00	17.88
8/13/2015	5:50:00	17.85
8/13/2015	6:00:00	17.82
8/13/2015	6:10:00	17.79
8/13/2015	6:20:00	17.75
8/13/2015	6:30:00	17.76
8/13/2015	6:40:00	17.73
8/13/2015	6:50:00	17.70
8/13/2015	7:00:00	17.69
8/13/2015	7:10:00	17.67
8/13/2015	7:20:00	17.66
8/13/2015	7:30:00	17.61
8/13/2015	7:40:00	17.62
8/13/2015	7:50:00	17.61
8/13/2015	8:00:00	17.64
8/13/2015	8:10:00	17.67
8/13/2015	8:20:00	17.61
8/13/2015	8:30:00	17.59
8/13/2015	8:40:00	17.55
8/13/2015	8:50:00	17.58
8/13/2015	9:00:00	17.64
8/13/2015	9:10:00	17.70
8/13/2015	9:20:00	17.77
8/13/2015	9:30:00	17.85
8/13/2015	9:40:00	17.95
8/13/2015	9:50:00	18.05
8/13/2015	10:00:00	18.16
8/13/2015	10:10:00	18.26

8/13/2015	10:20:00	18.40
8/13/2015	10:30:00	18.54
8/13/2015	10:40:00	18.65
8/13/2015	10:50:00	18.81
8/13/2015	11:00:00	18.93
8/13/2015	11:10:00	19.07
8/13/2015	11:20:00	19.21
8/13/2015	11:30:00	19.35
8/13/2015	11:40:00	19.50
8/13/2015	11:50:00	19.60
8/13/2015	12:00:00	19.74
8/13/2015	12:10:00	19.92
8/13/2015	12:20:00	19.95
8/13/2015	12:30:00	20.23
8/13/2015	12:40:00	20.31
8/13/2015	12:50:00	20.50
8/13/2015	13:00:00	20.69
8/13/2015	13:10:00	20.87
8/13/2015	13:20:00	21.01
8/13/2015	13:30:00	21.18
8/13/2015	13:40:00	21.40
8/13/2015	13:50:00	21.68
8/13/2015	14:00:00	21.83
8/13/2015	14:10:00	22.01
8/13/2015	14:20:00	22.18
8/13/2015	14:30:00	22.35
8/13/2015	14:40:00	22.64
8/13/2015	14:50:00	22.65
8/13/2015	15:00:00	23.09
8/13/2015	15:10:00	23.36
8/13/2015	15:20:00	23.48
8/13/2015	15:30:00	23.48
8/13/2015	15:40:00	23.83
8/13/2015	15:50:00	23.64
8/13/2015	16:00:00	23.99
8/13/2015	16:10:00	23.75
8/13/2015	16:20:00	22.79
8/13/2015	16:30:00	20.51
8/13/2015	16:40:00	19.67
8/13/2015	16:50:00	19.57
8/13/2015	17:00:00	19.38
8/13/2015	17:10:00	19.30
8/13/2015	17:20:00	19.20
8/13/2015	17:30:00	19.22
8/13/2015	17:40:00	19.14
8/13/2015	17:50:00	19.13

8/13/2015	18:00:00	19.10
8/13/2015	18:10:00	19.00
8/13/2015	18:20:00	18.93
8/13/2015	18:30:00	18.90
8/13/2015	18:40:00	18.84
8/13/2015	18:50:00	18.80
8/13/2015	19:00:00	18.73
8/13/2015	19:10:00	18.66
8/13/2015	19:20:00	18.63
8/13/2015	19:30:00	18.59
8/13/2015	19:40:00	18.54
8/13/2015	19:50:00	18.49
8/13/2015	20:00:00	18.45
8/13/2015	20:10:00	18.40
8/13/2015	20:20:00	18.35
8/13/2015	20:30:00	18.29
8/13/2015	20:40:00	18.23
8/13/2015	20:50:00	18.17
8/13/2015	21:00:00	18.12
8/13/2015	21:10:00	18.07
8/13/2015	21:20:00	18.01
8/13/2015	21:30:00	17.96
8/13/2015	21:40:00	17.90
8/13/2015	21:50:00	17.85
8/13/2015	22:00:00	17.78
8/13/2015	22:10:00	17.75
8/13/2015	22:20:00	17.69
8/13/2015	22:30:00	17.63
8/13/2015	22:40:00	17.59
8/13/2015	22:50:00	17.53
8/13/2015	23:00:00	17.47
8/13/2015	23:10:00	17.43
8/13/2015	23:20:00	17.38
8/13/2015	23:30:00	17.34
8/13/2015	23:40:00	17.29
8/13/2015	23:50:00	17.26
8/14/2015	0:00:00	17.23
8/14/2015	0:10:00	17.20
8/14/2015	0:20:00	17.17
8/14/2015	0:30:00	17.15
8/14/2015	0:40:00	17.14
8/14/2015	0:50:00	17.10
8/14/2015	1:00:00	17.09
8/14/2015	1:10:00	17.08
8/14/2015	1:20:00	17.06
8/14/2015	1:30:00	17.03

8/14/2015	1:40:00	17.03
8/14/2015	1:50:00	16.98
8/14/2015	2:00:00	16.98
8/14/2015	2:10:00	16.93
8/14/2015	2:20:00	16.93
8/14/2015	2:30:00	16.91
8/14/2015	2:40:00	16.89
8/14/2015	2:50:00	16.85
8/14/2015	3:00:00	16.85
8/14/2015	3:10:00	16.83
8/14/2015	3:20:00	16.79
8/14/2015	3:30:00	16.75
8/14/2015	3:40:00	16.74
8/14/2015	3:50:00	16.69
8/14/2015	4:00:00	16.65
8/14/2015	4:10:00	16.64
8/14/2015	4:20:00	16.60
8/14/2015	4:30:00	16.57
8/14/2015	4:40:00	16.55
8/14/2015	4:50:00	16.50
8/14/2015	5:00:00	16.49
8/14/2015	5:10:00	16.43
8/14/2015	5:20:00	16.40
8/14/2015	5:30:00	16.35
8/14/2015	5:40:00	16.32
8/14/2015	5:50:00	16.28
8/14/2015	6:00:00	16.26
8/14/2015	6:10:00	16.23
8/14/2015	6:20:00	16.20
8/14/2015	6:30:00	16.15
8/14/2015	6:40:00	16.11
8/14/2015	6:50:00	16.09
8/14/2015	7:00:00	16.04
8/14/2015	7:10:00	16.02
8/14/2015	7:20:00	15.98
8/14/2015	7:30:00	15.99
8/14/2015	7:40:00	15.97
8/14/2015	7:50:00	15.97
8/14/2015	8:00:00	15.95
8/14/2015	8:10:00	15.96
8/14/2015	8:20:00	15.95
8/14/2015	8:30:00	15.97
8/14/2015	8:40:00	16.02
8/14/2015	8:50:00	16.05
8/14/2015	9:00:00	16.12
8/14/2015	9:10:00	16.25

8/14/2015	9:20:00	16.37
8/14/2015	9:30:00	16.52
8/14/2015	9:40:00	16.62
8/14/2015	9:50:00	16.77
8/14/2015	10:00:00	16.91
8/14/2015	10:10:00	17.06
8/14/2015	10:20:00	17.21
8/14/2015	10:30:00	17.35
8/14/2015	10:40:00	17.52
8/14/2015	10:50:00	17.70
8/14/2015	11:00:00	17.89
8/14/2015	11:10:00	18.06
8/14/2015	11:20:00	18.25
8/14/2015	11:30:00	18.48
8/14/2015	11:40:00	18.66
8/14/2015	11:50:00	18.85
8/14/2015	12:00:00	19.13
8/14/2015	12:10:00	19.30
8/14/2015	12:20:00	19.56
8/14/2015	12:30:00	19.83
8/14/2015	12:40:00	20.07
8/14/2015	12:50:00	20.42
8/14/2015	13:00:00	20.15
8/14/2015	13:10:00	20.20
8/14/2015	13:20:00	19.97
8/14/2015	13:30:00	18.80
8/14/2015	13:40:00	18.50
8/14/2015	13:50:00	18.90
8/14/2015	14:00:00	19.14
8/14/2015	14:10:00	19.35
8/14/2015	14:20:00	19.53
8/14/2015	14:30:00	19.69
8/14/2015	14:40:00	19.80
8/14/2015	14:50:00	19.93
8/14/2015	15:00:00	20.04
8/14/2015	15:10:00	20.13
8/14/2015	15:20:00	20.22
8/14/2015	15:30:00	20.31
8/14/2015	15:40:00	20.44
8/14/2015	15:50:00	20.55
8/14/2015	16:00:00	20.70
8/14/2015	16:10:00	20.84
8/14/2015	16:20:00	21.01
8/14/2015	16:30:00	21.17
8/14/2015	16:40:00	21.28
8/14/2015	16:50:00	21.44

8/14/2015	17:00:00	21.58
8/14/2015	17:10:00	21.71
8/14/2015	17:20:00	21.81
8/14/2015	17:30:00	21.95
8/14/2015	17:40:00	22.03
8/14/2015	17:50:00	22.10
8/14/2015	18:00:00	22.14
8/14/2015	18:10:00	22.17
8/14/2015	18:20:00	22.16
8/14/2015	18:30:00	22.11
8/14/2015	18:40:00	22.00
8/14/2015	18:50:00	22.05
8/14/2015	19:00:00	22.02
8/14/2015	19:10:00	21.92
8/14/2015	19:20:00	21.86
8/14/2015	19:30:00	21.80
8/14/2015	19:40:00	21.76
8/14/2015	19:50:00	21.68
8/14/2015	20:00:00	21.58
8/14/2015	20:10:00	21.49
8/14/2015	20:20:00	21.38
8/14/2015	20:30:00	21.27
8/14/2015	20:40:00	21.16
8/14/2015	20:50:00	21.04
8/14/2015	21:00:00	20.92
8/14/2015	21:10:00	20.81
8/14/2015	21:20:00	20.69
8/14/2015	21:30:00	20.62
8/14/2015	21:40:00	20.53
8/14/2015	21:50:00	20.45
8/14/2015	22:00:00	20.37
8/14/2015	22:10:00	20.32
8/14/2015	22:20:00	20.25
8/14/2015	22:30:00	20.16
8/14/2015	22:40:00	20.13
8/14/2015	22:50:00	20.06
8/14/2015	23:00:00	20.00
8/14/2015	23:10:00	19.96
8/14/2015	23:20:00	19.89
8/14/2015	23:30:00	19.86
8/14/2015	23:40:00	19.80
8/14/2015	23:50:00	19.76
8/15/2015	0:00:00	19.71
8/15/2015	0:10:00	19.66
8/15/2015	0:20:00	19.60
8/15/2015	0:30:00	19.54

8/15/2015	0:40:00	19.49
8/15/2015	0:50:00	19.44
8/15/2015	1:00:00	19.38
8/15/2015	1:10:00	19.33
8/15/2015	1:20:00	19.27
8/15/2015	1:30:00	19.19
8/15/2015	1:40:00	19.15
8/15/2015	1:50:00	19.11
8/15/2015	2:00:00	19.03
8/15/2015	2:10:00	18.99
8/15/2015	2:20:00	18.92
8/15/2015	2:30:00	18.86
8/15/2015	2:40:00	18.80
8/15/2015	2:50:00	18.74
8/15/2015	3:00:00	18.67
8/15/2015	3:10:00	18.62
8/15/2015	3:20:00	18.55
8/15/2015	3:30:00	18.49
8/15/2015	3:40:00	18.43
8/15/2015	3:50:00	18.36
8/15/2015	4:00:00	18.32
8/15/2015	4:10:00	18.25
8/15/2015	4:20:00	18.19
8/15/2015	4:30:00	18.12
8/15/2015	4:40:00	18.08
8/15/2015	4:50:00	18.02
8/15/2015	5:00:00	17.97
8/15/2015	5:10:00	17.91
8/15/2015	5:20:00	17.86
8/15/2015	5:30:00	17.82
8/15/2015	5:40:00	17.76
8/15/2015	5:50:00	17.70
8/15/2015	6:00:00	17.66
8/15/2015	6:10:00	17.60
8/15/2015	6:20:00	17.55
8/15/2015	6:30:00	17.49
8/15/2015	6:40:00	17.46
8/15/2015	6:50:00	17.41
8/15/2015	7:00:00	17.37
8/15/2015	7:10:00	17.33
8/15/2015	7:20:00	17.31
8/15/2015	7:30:00	17.27
8/15/2015	7:40:00	17.24
8/15/2015	7:50:00	17.23
8/15/2015	8:00:00	17.20
8/15/2015	8:10:00	17.21

8/15/2015	8:20:00	17.22
8/15/2015	8:30:00	17.22
8/15/2015	8:40:00	17.24
8/15/2015	8:50:00	17.29
8/15/2015	9:00:00	17.37
8/15/2015	9:10:00	17.48
8/15/2015	9:20:00	17.61
8/15/2015	9:30:00	17.73
8/15/2015	9:40:00	17.88
8/15/2015	9:50:00	18.01
8/15/2015	10:00:00	18.15
8/15/2015	10:10:00	18.31
8/15/2015	10:20:00	18.48
8/15/2015	10:30:00	18.64
8/15/2015	10:40:00	18.82
8/15/2015	10:50:00	18.99
8/15/2015	11:00:00	19.18
8/15/2015	11:10:00	19.34
8/15/2015	11:20:00	19.52
8/15/2015	11:30:00	19.72
8/15/2015	11:40:00	19.87
8/15/2015	11:50:00	20.06
8/15/2015	12:00:00	20.26
8/15/2015	12:10:00	20.44
8/15/2015	12:20:00	20.58
8/15/2015	12:30:00	20.63
8/15/2015	12:40:00	20.57
8/15/2015	12:50:00	20.58
8/15/2015	13:00:00	20.61
8/15/2015	13:10:00	21.02
8/15/2015	13:20:00	20.90
8/15/2015	13:30:00	19.45
8/15/2015	13:40:00	19.08
8/15/2015	13:50:00	19.39
8/15/2015	14:00:00	19.61
8/15/2015	14:10:00	19.78
8/15/2015	14:20:00	19.95
8/15/2015	14:30:00	20.09
8/15/2015	14:40:00	20.20
8/15/2015	14:50:00	20.30
8/15/2015	15:00:00	20.38
8/15/2015	15:10:00	20.45
8/15/2015	15:20:00	20.53
8/15/2015	15:30:00	20.63
8/15/2015	15:40:00	20.73
8/15/2015	15:50:00	20.87

8/15/2015	16:00:00	20.99
8/15/2015	16:10:00	21.12
8/15/2015	16:20:00	21.25
8/15/2015	16:30:00	21.44
8/15/2015	16:40:00	21.57
8/15/2015	16:50:00	21.74
8/15/2015	17:00:00	21.91
8/15/2015	17:10:00	22.04
8/15/2015	17:20:00	22.15
8/15/2015	17:30:00	22.26
8/15/2015	17:40:00	22.36
8/15/2015	17:50:00	22.46
8/15/2015	18:00:00	22.48
8/15/2015	18:10:00	22.51
8/15/2015	18:20:00	22.53
8/15/2015	18:30:00	22.55
8/15/2015	18:40:00	22.53
8/15/2015	18:50:00	22.49
8/15/2015	19:00:00	22.41
8/15/2015	19:10:00	22.34
8/15/2015	19:20:00	22.28
8/15/2015	19:30:00	22.23
8/15/2015	19:40:00	22.17
8/15/2015	19:50:00	22.10
8/15/2015	20:00:00	22.02
8/15/2015	20:10:00	21.93
8/15/2015	20:20:00	21.83
8/15/2015	20:30:00	21.73
8/15/2015	20:40:00	21.60
8/15/2015	20:50:00	21.48
8/15/2015	21:00:00	21.37
8/15/2015	21:10:00	21.26
8/15/2015	21:20:00	21.15
8/15/2015	21:30:00	21.04
8/15/2015	21:40:00	20.95
8/15/2015	21:50:00	20.87
8/15/2015	22:00:00	20.77
8/15/2015	22:10:00	20.70
8/15/2015	22:20:00	20.62
8/15/2015	22:30:00	20.56
8/15/2015	22:40:00	20.51
8/15/2015	22:50:00	20.44
8/15/2015	23:00:00	20.39
8/15/2015	23:10:00	20.34
8/15/2015	23:20:00	20.28
8/15/2015	23:30:00	20.24

8/15/2015	23:40:00	20.19
8/15/2015	23:50:00	20.14
8/16/2015	0:00:00	20.08
8/16/2015	0:10:00	20.03
8/16/2015	0:20:00	19.99
8/16/2015	0:30:00	19.95
8/16/2015	0:40:00	19.90
8/16/2015	0:50:00	19.84
8/16/2015	1:00:00	19.80
8/16/2015	1:10:00	19.75
8/16/2015	1:20:00	19.69
8/16/2015	1:30:00	19.65
8/16/2015	1:40:00	19.60
8/16/2015	1:50:00	19.55
8/16/2015	2:00:00	19.49
8/16/2015	2:10:00	19.43
8/16/2015	2:20:00	19.38
8/16/2015	2:30:00	19.32
8/16/2015	2:40:00	19.27
8/16/2015	2:50:00	19.22
8/16/2015	3:00:00	19.15
8/16/2015	3:10:00	19.11
8/16/2015	3:20:00	19.04
8/16/2015	3:30:00	18.98
8/16/2015	3:40:00	18.93
8/16/2015	3:50:00	18.87
8/16/2015	4:00:00	18.81
8/16/2015	4:10:00	18.75
8/16/2015	4:20:00	18.69
8/16/2015	4:30:00	18.63
8/16/2015	4:40:00	18.59
8/16/2015	4:50:00	18.54
8/16/2015	5:00:00	18.48
8/16/2015	5:10:00	18.42
8/16/2015	5:20:00	18.37
8/16/2015	5:30:00	18.31
8/16/2015	5:40:00	18.26
8/16/2015	5:50:00	18.20
8/16/2015	6:00:00	18.14
8/16/2015	6:10:00	18.09
8/16/2015	6:20:00	18.04
8/16/2015	6:30:00	17.98
8/16/2015	6:40:00	17.93
8/16/2015	6:50:00	17.88
8/16/2015	7:00:00	17.84
8/16/2015	7:10:00	17.79

8/16/2015	7:20:00	17.75
8/16/2015	7:30:00	17.71
8/16/2015	7:40:00	17.69
8/16/2015	7:50:00	17.67
8/16/2015	8:00:00	17.64
8/16/2015	8:10:00	17.64
8/16/2015	8:20:00	17.65
8/16/2015	8:30:00	17.65
8/16/2015	8:40:00	17.67
8/16/2015	8:50:00	17.72
8/16/2015	9:00:00	17.80
8/16/2015	9:10:00	17.89
8/16/2015	9:20:00	18.02
8/16/2015	9:30:00	18.16
8/16/2015	9:40:00	18.28
8/16/2015	9:50:00	18.42
8/16/2015	10:00:00	18.57
8/16/2015	10:10:00	18.73
8/16/2015	10:20:00	18.90
8/16/2015	10:30:00	19.07
8/16/2015	10:40:00	19.27
8/16/2015	10:50:00	19.44
8/16/2015	11:00:00	19.64
8/16/2015	11:10:00	19.84
8/16/2015	11:20:00	20.04
8/16/2015	11:30:00	20.24
8/16/2015	11:40:00	20.44
8/16/2015	11:50:00	20.64
8/16/2015	12:00:00	20.78
8/16/2015	12:10:00	20.90
8/16/2015	12:20:00	21.08
8/16/2015	12:30:00	21.31
8/16/2015	12:40:00	21.64
8/16/2015	12:50:00	21.80
8/16/2015	13:00:00	22.04
8/16/2015	13:10:00	22.14
8/16/2015	13:20:00	22.38
8/16/2015	13:30:00	22.64
8/16/2015	13:40:00	22.61
8/16/2015	13:50:00	22.77
8/16/2015	14:00:00	22.96
8/16/2015	14:10:00	22.98
8/16/2015	14:20:00	23.26
8/16/2015	14:30:00	23.24
8/16/2015	14:40:00	23.34
8/16/2015	14:50:00	23.23

8/16/2015	15:00:00	23.53
8/16/2015	15:10:00	23.70
8/16/2015	15:20:00	23.87
8/16/2015	15:30:00	23.99
8/16/2015	15:40:00	24.07
8/16/2015	15:50:00	24.23
8/16/2015	16:00:00	24.29
8/16/2015	16:10:00	24.33
8/16/2015	16:20:00	24.11
8/16/2015	16:30:00	24.87
8/16/2015	16:40:00	25.17
8/16/2015	16:50:00	24.11
8/16/2015	17:00:00	22.49
8/16/2015	17:10:00	21.66
8/16/2015	17:20:00	21.53
8/16/2015	17:30:00	21.48
8/16/2015	17:40:00	21.47
8/16/2015	17:50:00	21.42
8/16/2015	18:00:00	21.43
8/16/2015	18:10:00	21.43
8/16/2015	18:20:00	21.40
8/16/2015	18:30:00	21.39
8/16/2015	18:40:00	21.36
8/16/2015	18:50:00	21.32
8/16/2015	19:00:00	21.23
8/16/2015	19:10:00	21.17
8/16/2015	19:20:00	21.12
8/16/2015	19:30:00	21.05
8/16/2015	19:40:00	20.98
8/16/2015	19:50:00	20.91
8/16/2015	20:00:00	20.84
8/16/2015	20:10:00	20.76
8/16/2015	20:20:00	20.68
8/16/2015	20:30:00	20.60
8/16/2015	20:40:00	20.51
8/16/2015	20:50:00	20.42
8/16/2015	21:00:00	20.34
8/16/2015	21:10:00	20.25
8/16/2015	21:20:00	20.16
8/16/2015	21:30:00	20.09
8/16/2015	21:40:00	20.01
8/16/2015	21:50:00	19.93
8/16/2015	22:00:00	19.86
8/16/2015	22:10:00	19.79
8/16/2015	22:20:00	19.72
8/16/2015	22:30:00	19.65

8/16/2015	22:40:00	19.59
8/16/2015	22:50:00	19.52
8/16/2015	23:00:00	19.47
8/16/2015	23:10:00	19.40
8/16/2015	23:20:00	19.35
8/16/2015	23:30:00	19.31
8/16/2015	23:40:00	19.26
8/16/2015	23:50:00	19.22
8/17/2015	0:00:00	19.18
8/17/2015	0:10:00	19.14
8/17/2015	0:20:00	19.10
8/17/2015	0:30:00	19.07
8/17/2015	0:40:00	19.04
8/17/2015	0:50:00	19.00
8/17/2015	1:00:00	18.97
8/17/2015	1:10:00	18.95
8/17/2015	1:20:00	18.91
8/17/2015	1:30:00	18.89
8/17/2015	1:40:00	18.86
8/17/2015	1:50:00	18.84
8/17/2015	2:00:00	18.82
8/17/2015	2:10:00	18.80
8/17/2015	2:20:00	18.76
8/17/2015	2:30:00	18.74
8/17/2015	2:40:00	18.71
8/17/2015	2:50:00	18.68
8/17/2015	3:00:00	18.65
8/17/2015	3:10:00	18.61
8/17/2015	3:20:00	18.58
8/17/2015	3:30:00	18.55
8/17/2015	3:40:00	18.52
8/17/2015	3:50:00	18.49
8/17/2015	4:00:00	18.46
8/17/2015	4:10:00	18.42
8/17/2015	4:20:00	18.39
8/17/2015	4:30:00	18.35
8/17/2015	4:40:00	18.32
8/17/2015	4:50:00	18.26
8/17/2015	5:00:00	18.24
8/17/2015	5:10:00	18.18
8/17/2015	5:20:00	18.16
8/17/2015	5:30:00	18.12
8/17/2015	5:40:00	18.08
8/17/2015	5:50:00	18.04
8/17/2015	6:00:00	17.99
8/17/2015	6:10:00	17.95

8/17/2015	6:20:00	17.90
8/17/2015	6:30:00	17.87
8/17/2015	6:40:00	17.83
8/17/2015	6:50:00	17.79
8/17/2015	7:00:00	17.75
8/17/2015	7:10:00	17.72
8/17/2015	7:20:00	17.69
8/17/2015	7:30:00	17.66
8/17/2015	7:40:00	17.61
8/17/2015	7:50:00	17.62
8/17/2015	8:00:00	17.61
8/17/2015	8:10:00	17.61
8/17/2015	8:20:00	17.60
8/17/2015	8:30:00	17.63
8/17/2015	8:40:00	17.66
8/17/2015	8:50:00	17.70
8/17/2015	9:00:00	17.77
8/17/2015	9:10:00	17.89
8/17/2015	9:20:00	18.01
8/17/2015	9:30:00	18.17
8/17/2015	9:40:00	18.29
8/17/2015	9:50:00	18.43
8/17/2015	10:00:00	18.57
8/17/2015	10:10:00	18.74
8/17/2015	10:20:00	18.91
8/17/2015	10:30:00	19.10
8/17/2015	10:40:00	19.27
8/17/2015	10:50:00	19.45
8/17/2015	11:00:00	19.65
8/17/2015	11:10:00	19.87
8/17/2015	11:20:00	20.08
8/17/2015	11:30:00	20.28
8/17/2015	11:40:00	20.50
8/17/2015	11:50:00	20.78
8/17/2015	12:00:00	20.97
8/17/2015	12:10:00	21.17
8/17/2015	12:20:00	21.37
8/17/2015	12:30:00	21.65
8/17/2015	12:40:00	21.90
8/17/2015	12:50:00	22.17
8/17/2015	13:00:00	22.00
8/17/2015	13:10:00	21.91
8/17/2015	13:20:00	21.65
8/17/2015	13:30:00	20.31
8/17/2015	13:40:00	19.55
8/17/2015	13:50:00	19.69

8/17/2015	14:00:00	19.70
8/17/2015	14:10:00	19.75
8/17/2015	14:20:00	19.87
8/17/2015	14:30:00	19.93
8/17/2015	14:40:00	19.83
8/17/2015	14:50:00	19.70
8/17/2015	15:00:00	19.51
8/17/2015	15:10:00	19.33
8/17/2015	15:20:00	19.43
8/17/2015	15:30:00	19.57
8/17/2015	15:40:00	19.77
8/17/2015	15:50:00	19.94
8/17/2015	16:00:00	20.12
8/17/2015	16:10:00	20.28
8/17/2015	16:20:00	20.48
8/17/2015	16:30:00	20.66
8/17/2015	16:40:00	20.83
8/17/2015	16:50:00	20.94
8/17/2015	17:00:00	21.02
8/17/2015	17:10:00	21.04
8/17/2015	17:20:00	21.26
8/17/2015	17:30:00	21.34
8/17/2015	17:40:00	21.40
8/17/2015	17:50:00	21.48
8/17/2015	18:00:00	21.52
8/17/2015	18:10:00	21.49
8/17/2015	18:20:00	21.43
8/17/2015	18:30:00	21.45
8/17/2015	18:40:00	21.48
8/17/2015	18:50:00	21.46
8/17/2015	19:00:00	21.37
8/17/2015	19:10:00	21.31
8/17/2015	19:20:00	21.29
8/17/2015	19:30:00	21.28
8/17/2015	19:40:00	21.25
8/17/2015	19:50:00	21.20
8/17/2015	20:00:00	21.15
8/17/2015	20:10:00	21.12
8/17/2015	20:20:00	21.07
8/17/2015	20:30:00	21.03
8/17/2015	20:40:00	20.98
8/17/2015	20:50:00	20.93
8/17/2015	21:00:00	20.86
8/17/2015	21:10:00	20.81
8/17/2015	21:20:00	20.74
8/17/2015	21:30:00	20.69

8/17/2015	21:40:00	20.63
8/17/2015	21:50:00	20.58
8/17/2015	22:00:00	20.53
8/17/2015	22:10:00	20.48
8/17/2015	22:20:00	20.44
8/17/2015	22:30:00	20.41
8/17/2015	22:40:00	20.38
8/17/2015	22:50:00	20.35
8/17/2015	23:00:00	20.32
8/17/2015	23:10:00	20.32
8/17/2015	23:20:00	20.31
8/17/2015	23:30:00	20.30
8/17/2015	23:40:00	20.31
8/17/2015	23:50:00	20.30
8/18/2015	0:00:00	20.30
8/18/2015	0:10:00	20.30
8/18/2015	0:20:00	20.30
8/18/2015	0:30:00	20.30
8/18/2015	0:40:00	20.30
8/18/2015	0:50:00	20.30
8/18/2015	1:00:00	20.31
8/18/2015	1:10:00	20.30
8/18/2015	1:20:00	20.31
8/18/2015	1:30:00	20.31
8/18/2015	1:40:00	20.31
8/18/2015	1:50:00	20.29
8/18/2015	2:00:00	20.29
8/18/2015	2:10:00	20.28
8/18/2015	2:20:00	20.27
8/18/2015	2:30:00	20.27
8/18/2015	2:40:00	20.25
8/18/2015	2:50:00	20.25
8/18/2015	3:00:00	20.24
8/18/2015	3:10:00	20.23
8/18/2015	3:20:00	20.22
8/18/2015	3:30:00	20.21
8/18/2015	3:40:00	20.19
8/18/2015	3:50:00	20.18
8/18/2015	4:00:00	20.15
8/18/2015	4:10:00	20.13
8/18/2015	4:20:00	20.11
8/18/2015	4:30:00	20.06
8/18/2015	4:40:00	20.06
8/18/2015	4:50:00	20.05
8/18/2015	5:00:00	20.03
8/18/2015	5:10:00	20.01

8/18/2015	5:20:00	19.99
8/18/2015	5:30:00	19.96
8/18/2015	5:40:00	19.94
8/18/2015	5:50:00	19.92
8/18/2015	6:00:00	19.89
8/18/2015	6:10:00	19.86
8/18/2015	6:20:00	19.85
8/18/2015	6:30:00	19.83
8/18/2015	6:40:00	19.81
8/18/2015	6:50:00	19.79
8/18/2015	7:00:00	19.78
8/18/2015	7:10:00	19.76
8/18/2015	7:20:00	19.75
8/18/2015	7:30:00	19.74
8/18/2015	7:40:00	19.72
8/18/2015	7:50:00	19.71
8/18/2015	8:00:00	19.70
8/18/2015	8:10:00	19.70
8/18/2015	8:20:00	19.70
8/18/2015	8:30:00	19.69
8/18/2015	8:40:00	19.70
8/18/2015	8:50:00	19.70
8/18/2015	9:00:00	19.73
8/18/2015	9:10:00	19.78
8/18/2015	9:20:00	19.84
8/18/2015	9:30:00	19.88
8/18/2015	9:40:00	19.93
8/18/2015	9:50:00	19.98
8/18/2015	10:00:00	20.05
8/18/2015	10:10:00	20.17
8/18/2015	10:20:00	20.28
8/18/2015	10:30:00	20.36
8/18/2015	10:40:00	20.40
8/18/2015	10:50:00	20.48
8/18/2015	11:00:00	20.53
8/18/2015	11:10:00	20.57
8/18/2015	11:20:00	20.61
8/18/2015	11:30:00	20.69
8/18/2015	11:40:00	20.79
8/18/2015	11:50:00	20.87
8/18/2015	12:00:00	20.91
8/18/2015	12:10:00	20.93
8/18/2015	12:20:00	21.15
8/18/2015	12:30:00	21.23
8/18/2015	12:40:00	21.38
8/18/2015	12:50:00	21.53

8/18/2015	13:00:00	21.56
8/18/2015	13:10:00	21.59
8/18/2015	13:20:00	21.70
8/18/2015	13:30:00	21.88
8/18/2015	13:40:00	22.02
8/18/2015	13:50:00	22.13
8/18/2015	14:00:00	22.20
8/18/2015	14:10:00	22.27
8/18/2015	14:20:00	22.33
8/18/2015	14:30:00	22.50
8/18/2015	14:40:00	22.60
8/18/2015	14:50:00	22.81
8/18/2015	15:00:00	23.00
8/18/2015	15:10:00	23.10
8/18/2015	15:20:00	23.08
8/18/2015	15:30:00	23.10
8/18/2015	15:40:00	23.00
8/18/2015	15:50:00	22.96
8/18/2015	16:00:00	22.94
8/18/2015	16:10:00	23.22
8/18/2015	16:20:00	23.36
8/18/2015	16:30:00	23.39
8/18/2015	16:40:00	23.53
8/18/2015	16:50:00	23.44
8/18/2015	17:00:00	23.41
8/18/2015	17:10:00	23.50
8/18/2015	17:20:00	23.63
8/18/2015	17:30:00	23.82
8/18/2015	17:40:00	23.74
8/18/2015	17:50:00	23.68
8/18/2015	18:00:00	23.67
8/18/2015	18:10:00	23.70
8/18/2015	18:20:00	23.64
8/18/2015	18:30:00	23.55
8/18/2015	18:40:00	23.56
8/18/2015	18:50:00	23.63
8/18/2015	19:00:00	23.56
8/18/2015	19:10:00	23.54
8/18/2015	19:20:00	23.53
8/18/2015	19:30:00	23.49
8/18/2015	19:40:00	23.45
8/18/2015	19:50:00	23.37
8/18/2015	20:00:00	23.31
8/18/2015	20:10:00	23.24
8/18/2015	20:20:00	23.17
8/18/2015	20:30:00	23.13

8/18/2015	20:40:00	23.08
8/18/2015	20:50:00	23.01
8/18/2015	21:00:00	22.96
8/18/2015	21:10:00	22.91
8/18/2015	21:20:00	22.87
8/18/2015	21:30:00	22.81
8/18/2015	21:40:00	22.77
8/18/2015	21:50:00	22.71
8/18/2015	22:00:00	22.67
8/18/2015	22:10:00	22.62
8/18/2015	22:20:00	22.57
8/18/2015	22:30:00	22.53
8/18/2015	22:40:00	22.47
8/18/2015	22:50:00	22.40
8/18/2015	23:00:00	22.34
8/18/2015	23:10:00	22.27
8/18/2015	23:20:00	22.23
8/18/2015	23:30:00	22.16
8/18/2015	23:40:00	22.11
8/18/2015	23:50:00	22.05
8/19/2015	0:00:00	22.00
8/19/2015	0:10:00	21.94
8/19/2015	0:20:00	21.88
8/19/2015	0:30:00	21.81
8/19/2015	0:40:00	21.75
8/19/2015	0:50:00	21.69
8/19/2015	1:00:00	21.63
8/19/2015	1:10:00	21.56
8/19/2015	1:20:00	21.51
8/19/2015	1:30:00	21.45
8/19/2015	1:40:00	21.39
8/19/2015	1:50:00	21.33
8/19/2015	2:00:00	21.25
8/19/2015	2:10:00	21.20
8/19/2015	2:20:00	21.13
8/19/2015	2:30:00	21.07
8/19/2015	2:40:00	21.00
8/19/2015	2:50:00	20.93
8/19/2015	3:00:00	20.88
8/19/2015	3:10:00	20.81
8/19/2015	3:20:00	20.75
8/19/2015	3:30:00	20.69
8/19/2015	3:40:00	20.64
8/19/2015	3:50:00	20.59
8/19/2015	4:00:00	20.53
8/19/2015	4:10:00	20.49

8/19/2015	4:20:00	20.43
8/19/2015	4:30:00	20.38
8/19/2015	4:40:00	20.34
8/19/2015	4:50:00	20.29
8/19/2015	5:00:00	20.24
8/19/2015	5:10:00	20.19
8/19/2015	5:20:00	20.15
8/19/2015	5:30:00	20.11
8/19/2015	5:40:00	20.06
8/19/2015	5:50:00	20.03
8/19/2015	6:00:00	19.99
8/19/2015	6:10:00	19.96
8/19/2015	6:20:00	19.93
8/19/2015	6:30:00	19.90
8/19/2015	6:40:00	19.88
8/19/2015	6:50:00	19.86
8/19/2015	7:00:00	19.84
8/19/2015	7:10:00	19.82
8/19/2015	7:20:00	19.80
8/19/2015	7:30:00	19.78
8/19/2015	7:40:00	19.78
8/19/2015	7:50:00	19.79
8/19/2015	8:00:00	19.79
8/19/2015	8:10:00	19.78
8/19/2015	8:20:00	19.79
8/19/2015	8:30:00	19.82
8/19/2015	8:40:00	19.87
8/19/2015	8:50:00	19.86
8/19/2015	9:00:00	19.89
8/19/2015	9:10:00	19.94
8/19/2015	9:20:00	20.00
8/19/2015	9:30:00	20.05
8/19/2015	9:40:00	20.11
8/19/2015	9:50:00	20.17
8/19/2015	10:00:00	20.24
8/19/2015	10:10:00	20.34
8/19/2015	10:20:00	20.49
8/19/2015	10:30:00	20.52
8/19/2015	10:40:00	20.60
8/19/2015	10:50:00	20.81
8/19/2015	11:00:00	21.07
8/19/2015	11:10:00	21.28
8/19/2015	11:20:00	21.53
8/19/2015	11:30:00	21.82
8/19/2015	11:40:00	22.05
8/19/2015	11:50:00	22.24

8/19/2015	12:00:00	22.29
8/19/2015	12:10:00	22.31
8/19/2015	12:20:00	22.36
8/19/2015	12:30:00	22.52
8/19/2015	12:40:00	22.53
8/19/2015	12:50:00	22.60
8/19/2015	13:00:00	22.64
8/19/2015	13:10:00	22.77
8/19/2015	13:20:00	22.82
8/19/2015	13:30:00	22.84
8/19/2015	13:40:00	22.88
8/19/2015	13:50:00	22.84
8/19/2015	14:00:00	22.83
8/19/2015	14:10:00	23.06
8/19/2015	14:20:00	23.10
8/19/2015	14:30:00	23.37
8/19/2015	14:40:00	23.30
8/19/2015	14:50:00	23.30
8/19/2015	15:00:00	23.27
8/19/2015	15:10:00	23.22
8/19/2015	15:20:00	23.15
8/19/2015	15:30:00	23.18
8/19/2015	15:40:00	23.23
8/19/2015	15:50:00	23.41
8/19/2015	16:00:00	23.51
8/19/2015	16:10:00	23.52
8/19/2015	16:20:00	23.77
8/19/2015	16:30:00	23.94
8/19/2015	16:40:00	24.11
8/19/2015	16:50:00	24.15
8/19/2015	17:00:00	24.20
8/19/2015	17:10:00	24.27
8/19/2015	17:20:00	24.35
8/19/2015	17:30:00	24.47
8/19/2015	17:40:00	24.56
8/19/2015	17:50:00	24.60
8/19/2015	18:00:00	24.60
8/19/2015	18:10:00	24.61
8/19/2015	18:20:00	24.60
8/19/2015	18:30:00	24.56
8/19/2015	18:40:00	24.48
8/19/2015	18:50:00	24.39
8/19/2015	19:00:00	24.26
8/19/2015	19:10:00	24.16
8/19/2015	19:20:00	24.04
8/19/2015	19:30:00	23.91

8/19/2015	19:40:00	23.76
8/19/2015	19:50:00	23.61
8/19/2015	20:00:00	23.47
8/19/2015	20:10:00	23.33
8/19/2015	20:20:00	23.21
8/19/2015	20:30:00	23.08
8/19/2015	20:40:00	22.96
8/19/2015	20:50:00	22.85
8/19/2015	21:00:00	22.75
8/19/2015	21:10:00	22.65
8/19/2015	21:20:00	22.56
8/19/2015	21:30:00	22.48
8/19/2015	21:40:00	22.40
8/19/2015	21:50:00	22.33
8/19/2015	22:00:00	22.25
8/19/2015	22:10:00	22.18
8/19/2015	22:20:00	22.11
8/19/2015	22:30:00	22.04
8/19/2015	22:40:00	21.97
8/19/2015	22:50:00	21.91
8/19/2015	23:00:00	21.84
8/19/2015	23:10:00	21.79
8/19/2015	23:20:00	21.73
8/19/2015	23:30:00	21.68
8/19/2015	23:40:00	21.62
8/19/2015	23:50:00	21.56
8/20/2015	0:00:00	21.51
8/20/2015	0:10:00	21.46
8/20/2015	0:20:00	21.41
8/20/2015	0:30:00	21.36
8/20/2015	0:40:00	21.32
8/20/2015	0:50:00	21.27
8/20/2015	1:00:00	21.24
8/20/2015	1:10:00	21.21
8/20/2015	1:20:00	21.17
8/20/2015	1:30:00	21.14
8/20/2015	1:40:00	21.11
8/20/2015	1:50:00	21.08
8/20/2015	2:00:00	21.05
8/20/2015	2:10:00	21.02
8/20/2015	2:20:00	21.00
8/20/2015	2:30:00	20.97
8/20/2015	2:40:00	20.94
8/20/2015	2:50:00	20.90
8/20/2015	3:00:00	20.88
8/20/2015	3:10:00	20.85

8/20/2015	3:20:00	20.83
8/20/2015	3:30:00	20.81
8/20/2015	3:40:00	20.78
8/20/2015	3:50:00	20.75
8/20/2015	4:00:00	20.73
8/20/2015	4:10:00	20.70
8/20/2015	4:20:00	20.68
8/20/2015	4:30:00	20.66
8/20/2015	4:40:00	20.63
8/20/2015	4:50:00	20.61
8/20/2015	5:00:00	20.59
8/20/2015	5:10:00	20.57
8/20/2015	5:20:00	20.56
8/20/2015	5:30:00	20.54
8/20/2015	5:40:00	20.51
8/20/2015	5:50:00	20.49
8/20/2015	6:00:00	20.48
8/20/2015	6:10:00	20.46
8/20/2015	6:20:00	20.44
8/20/2015	6:30:00	20.43
8/20/2015	6:40:00	20.42
8/20/2015	6:50:00	20.40
8/20/2015	7:00:00	20.38
8/20/2015	7:10:00	20.37
8/20/2015	7:20:00	20.37
8/20/2015	7:30:00	20.37
8/20/2015	7:40:00	20.36
8/20/2015	7:50:00	20.36
8/20/2015	8:00:00	20.36
8/20/2015	8:10:00	20.35
8/20/2015	8:20:00	20.35
8/20/2015	8:30:00	20.35
8/20/2015	8:40:00	20.35
8/20/2015	8:50:00	20.35
8/20/2015	9:00:00	20.37
8/20/2015	9:10:00	20.39
8/20/2015	9:20:00	20.42
8/20/2015	9:30:00	20.45
8/20/2015	9:40:00	20.47
8/20/2015	9:50:00	20.53
8/20/2015	10:00:00	20.60
8/20/2015	10:10:00	20.68
8/20/2015	10:20:00	20.72
8/20/2015	10:30:00	20.74
8/20/2015	10:40:00	20.85
8/20/2015	10:50:00	20.95

8/20/2015	11:00:00	21.06
8/20/2015	11:10:00	21.18
8/20/2015	11:20:00	21.23
8/20/2015	11:30:00	21.28
8/20/2015	11:40:00	21.43
8/20/2015	11:50:00	21.61
8/20/2015	12:00:00	21.71
8/20/2015	12:10:00	21.85
8/20/2015	12:20:00	22.07
8/20/2015	12:30:00	22.20
8/20/2015	12:40:00	22.27
8/20/2015	12:50:00	22.47
8/20/2015	13:00:00	22.77
8/20/2015	13:10:00	22.92
8/20/2015	13:20:00	22.94
8/20/2015	13:30:00	22.94
8/20/2015	13:40:00	22.91
8/20/2015	13:50:00	23.02
8/20/2015	14:00:00	23.09
8/20/2015	14:10:00	23.15
8/20/2015	14:20:00	23.20
8/20/2015	14:30:00	23.26
8/20/2015	14:40:00	23.37
8/20/2015	14:50:00	23.41
8/20/2015	15:00:00	23.65
8/20/2015	15:10:00	23.70
8/20/2015	15:20:00	23.75
8/20/2015	15:30:00	23.87
8/20/2015	15:40:00	24.01
8/20/2015	15:50:00	24.07
8/20/2015	16:00:00	23.98
8/20/2015	16:10:00	23.95
8/20/2015	16:20:00	23.93
8/20/2015	16:30:00	24.09
8/20/2015	16:40:00	24.19
8/20/2015	16:50:00	24.25
8/20/2015	17:00:00	24.26
8/20/2015	17:10:00	24.16
8/20/2015	17:20:00	24.11
8/20/2015	17:30:00	24.15
8/20/2015	17:40:00	24.23
8/20/2015	17:50:00	24.17
8/20/2015	18:00:00	24.17
8/20/2015	18:10:00	24.27
8/20/2015	18:20:00	24.23
8/20/2015	18:30:00	24.15

8/20/2015	18:40:00	24.08
8/20/2015	18:50:00	23.96
8/20/2015	19:00:00	23.80
8/20/2015	19:10:00	23.69
8/20/2015	19:20:00	23.59
8/20/2015	19:30:00	23.49
8/20/2015	19:40:00	23.40
8/20/2015	19:50:00	23.29
8/20/2015	20:00:00	23.18
8/20/2015	20:10:00	23.06
8/20/2015	20:20:00	22.95
8/20/2015	20:30:00	22.84
8/20/2015	20:40:00	22.73
8/20/2015	20:50:00	22.64
8/20/2015	21:00:00	22.53
8/20/2015	21:10:00	22.42
8/20/2015	21:20:00	22.30
8/20/2015	21:30:00	22.21
8/20/2015	21:40:00	22.10
8/20/2015	21:50:00	22.00
8/20/2015	22:00:00	21.89
8/20/2015	22:10:00	21.79
8/20/2015	22:20:00	21.69
8/20/2015	22:30:00	21.61
8/20/2015	22:40:00	21.50
8/20/2015	22:50:00	21.40
8/20/2015	23:00:00	21.30
8/20/2015	23:10:00	21.21
8/20/2015	23:20:00	21.12
8/20/2015	23:30:00	21.03
8/20/2015	23:40:00	20.95
8/20/2015	23:50:00	20.87
8/21/2015	0:00:00	20.79
8/21/2015	0:10:00	20.70
8/21/2015	0:20:00	20.63
8/21/2015	0:30:00	20.55
8/21/2015	0:40:00	20.48
8/21/2015	0:50:00	20.40
8/21/2015	1:00:00	20.33
8/21/2015	1:10:00	20.26
8/21/2015	1:20:00	20.21
8/21/2015	1:30:00	20.14
8/21/2015	1:40:00	20.08
8/21/2015	1:50:00	20.02
8/21/2015	2:00:00	19.97
8/21/2015	2:10:00	19.91

8/21/2015	2:20:00	19.86
8/21/2015	2:30:00	19.81
8/21/2015	2:40:00	19.76
8/21/2015	2:50:00	19.72
8/21/2015	3:00:00	19.68
8/21/2015	3:10:00	19.64
8/21/2015	3:20:00	19.61
8/21/2015	3:30:00	19.56
8/21/2015	3:40:00	19.52
8/21/2015	3:50:00	19.48
8/21/2015	4:00:00	19.42
8/21/2015	4:10:00	19.39
8/21/2015	4:20:00	19.35
8/21/2015	4:30:00	19.31
8/21/2015	4:40:00	19.27
8/21/2015	4:50:00	19.24
8/21/2015	5:00:00	19.21
8/21/2015	5:10:00	19.18
8/21/2015	5:20:00	19.15
8/21/2015	5:30:00	19.12
8/21/2015	5:40:00	19.10
8/21/2015	5:50:00	19.07
8/21/2015	6:00:00	19.04
8/21/2015	6:10:00	19.02
8/21/2015	6:20:00	18.98
8/21/2015	6:30:00	18.95
8/21/2015	6:40:00	18.93
8/21/2015	6:50:00	18.89
8/21/2015	7:00:00	18.86
8/21/2015	7:10:00	18.83
8/21/2015	7:20:00	18.80
8/21/2015	7:30:00	18.78
8/21/2015	7:40:00	18.76
8/21/2015	7:50:00	18.76
8/21/2015	8:00:00	18.75
8/21/2015	8:10:00	18.74
8/21/2015	8:20:00	18.74
8/21/2015	8:30:00	18.72
8/21/2015	8:40:00	18.74
8/21/2015	8:50:00	18.75
8/21/2015	9:00:00	18.74
8/21/2015	9:10:00	18.77
8/21/2015	9:20:00	18.84
8/21/2015	9:30:00	18.89
8/21/2015	9:40:00	18.96
8/21/2015	9:50:00	19.03

8/21/2015	10:00:00	19.11
8/21/2015	10:10:00	19.17
8/21/2015	10:20:00	19.26
8/21/2015	10:30:00	19.32
8/21/2015	10:40:00	19.40
8/21/2015	10:50:00	19.50
8/21/2015	11:00:00	19.61
8/21/2015	11:10:00	19.72
8/21/2015	11:20:00	19.84
8/21/2015	11:30:00	19.99
8/21/2015	11:40:00	20.11
8/21/2015	11:50:00	20.24
8/21/2015	12:00:00	20.39
8/21/2015	12:10:00	20.53
8/21/2015	12:20:00	20.67
8/21/2015	12:30:00	20.84
8/21/2015	12:40:00	20.88
8/21/2015	12:50:00	21.07
8/21/2015	13:00:00	21.06
8/21/2015	13:10:00	20.66
8/21/2015	13:20:00	18.96
8/21/2015	13:30:00	18.87
8/21/2015	13:40:00	19.12
8/21/2015	13:50:00	19.21
8/21/2015	14:00:00	19.31
8/21/2015	14:10:00	19.40
8/21/2015	14:20:00	19.46
8/21/2015	14:30:00	19.54
8/21/2015	14:40:00	19.56
8/21/2015	14:50:00	19.58
8/21/2015	15:00:00	19.63
8/21/2015	15:10:00	19.67
8/21/2015	15:20:00	19.75
8/21/2015	15:30:00	19.82
8/21/2015	15:40:00	19.91
8/21/2015	15:50:00	20.03
8/21/2015	16:00:00	20.17
8/21/2015	16:10:00	20.33
8/21/2015	16:20:00	20.48
8/21/2015	16:30:00	20.66
8/21/2015	16:40:00	20.80
8/21/2015	16:50:00	20.92
8/21/2015	17:00:00	21.11
8/21/2015	17:10:00	21.21
8/21/2015	17:20:00	21.31
8/21/2015	17:30:00	21.45

8/21/2015	17:40:00	21.52
8/21/2015	17:50:00	21.52
8/21/2015	18:00:00	21.61
8/21/2015	18:10:00	21.65
8/21/2015	18:20:00	21.62
8/21/2015	18:30:00	21.67
8/21/2015	18:40:00	21.78
8/21/2015	18:50:00	21.84
8/21/2015	19:00:00	21.87
8/21/2015	19:10:00	21.90
8/21/2015	19:20:00	21.92
8/21/2015	19:30:00	21.91
8/21/2015	19:40:00	21.91
8/21/2015	19:50:00	21.89
8/21/2015	20:00:00	21.86
8/21/2015	20:10:00	21.82
8/21/2015	20:20:00	21.78
8/21/2015	20:30:00	21.72
8/21/2015	20:40:00	21.67
8/21/2015	20:50:00	21.59
8/21/2015	21:00:00	21.54
8/21/2015	21:10:00	21.47
8/21/2015	21:20:00	21.40
8/21/2015	21:30:00	21.33
8/21/2015	21:40:00	21.26
8/21/2015	21:50:00	21.17
8/21/2015	22:00:00	21.09
8/21/2015	22:10:00	21.01
8/21/2015	22:20:00	20.93
8/21/2015	22:30:00	20.84
8/21/2015	22:40:00	20.76
8/21/2015	22:50:00	20.67
8/21/2015	23:00:00	20.58
8/21/2015	23:10:00	20.50
8/21/2015	23:20:00	20.41
8/21/2015	23:30:00	20.33
8/21/2015	23:40:00	20.24
8/21/2015	23:50:00	20.15
8/22/2015	0:00:00	20.07
8/22/2015	0:10:00	19.98
8/22/2015	0:20:00	19.91
8/22/2015	0:30:00	19.83
8/22/2015	0:40:00	19.75
8/22/2015	0:50:00	19.68
8/22/2015	1:00:00	19.60
8/22/2015	1:10:00	19.53

8/22/2015	1:20:00	19.46
8/22/2015	1:30:00	19.40
8/22/2015	1:40:00	19.33
8/22/2015	1:50:00	19.26
8/22/2015	2:00:00	19.20
8/22/2015	2:10:00	19.13
8/22/2015	2:20:00	19.08
8/22/2015	2:30:00	19.00
8/22/2015	2:40:00	18.94
8/22/2015	2:50:00	18.88
8/22/2015	3:00:00	18.81
8/22/2015	3:10:00	18.75
8/22/2015	3:20:00	18.68
8/22/2015	3:30:00	18.62
8/22/2015	3:40:00	18.56
8/22/2015	3:50:00	18.50
8/22/2015	4:00:00	18.45
8/22/2015	4:10:00	18.40
8/22/2015	4:20:00	18.35
8/22/2015	4:30:00	18.31
8/22/2015	4:40:00	18.25
8/22/2015	4:50:00	18.19
8/22/2015	5:00:00	18.13
8/22/2015	5:10:00	18.07
8/22/2015	5:20:00	18.02
8/22/2015	5:30:00	17.98
8/22/2015	5:40:00	17.92
8/22/2015	5:50:00	17.87
8/22/2015	6:00:00	17.82
8/22/2015	6:10:00	17.77
8/22/2015	6:20:00	17.72
8/22/2015	6:30:00	17.68
8/22/2015	6:40:00	17.63
8/22/2015	6:50:00	17.58
8/22/2015	7:00:00	17.54
8/22/2015	7:10:00	17.49
8/22/2015	7:20:00	17.46
8/22/2015	7:30:00	17.43
8/22/2015	7:40:00	17.40
8/22/2015	7:50:00	17.38
8/22/2015	8:00:00	17.36
8/22/2015	8:10:00	17.34
8/22/2015	8:20:00	17.32
8/22/2015	8:30:00	17.33
8/22/2015	8:40:00	17.35
8/22/2015	8:50:00	17.37

8/22/2015	9:00:00	17.42
8/22/2015	9:10:00	17.49
8/22/2015	9:20:00	17.58
8/22/2015	9:30:00	17.68
8/22/2015	9:40:00	17.78
8/22/2015	9:50:00	17.89
8/22/2015	10:00:00	18.01
8/22/2015	10:10:00	18.13
8/22/2015	10:20:00	18.27
8/22/2015	10:30:00	18.39
8/22/2015	10:40:00	18.53
8/22/2015	10:50:00	18.67
8/22/2015	11:00:00	18.81
8/22/2015	11:10:00	18.94
8/22/2015	11:20:00	19.09
8/22/2015	11:30:00	19.25
8/22/2015	11:40:00	19.43
8/22/2015	11:50:00	19.60
8/22/2015	12:00:00	19.83
8/22/2015	12:10:00	20.02
8/22/2015	12:20:00	20.24
8/22/2015	12:30:00	20.36
8/22/2015	12:40:00	20.60
8/22/2015	12:50:00	20.91
8/22/2015	13:00:00	20.93
8/22/2015	13:10:00	20.79
8/22/2015	13:20:00	20.91
8/22/2015	13:30:00	20.61
8/22/2015	13:40:00	19.19
8/22/2015	13:50:00	19.00
8/22/2015	14:00:00	19.30
8/22/2015	14:10:00	19.48
8/22/2015	14:20:00	19.65
8/22/2015	14:30:00	19.82
8/22/2015	14:40:00	19.87
8/22/2015	14:50:00	19.98
8/22/2015	15:00:00	20.06
8/22/2015	15:10:00	20.04
8/22/2015	15:20:00	20.16
8/22/2015	15:30:00	20.19
8/22/2015	15:40:00	20.26
8/22/2015	15:50:00	20.38
8/22/2015	16:00:00	20.52
8/22/2015	16:10:00	20.68
8/22/2015	16:20:00	20.83
8/22/2015	16:30:00	20.93

8/22/2015	16:40:00	21.06
8/22/2015	16:50:00	21.17
8/22/2015	17:00:00	21.31
8/22/2015	17:10:00	21.42
8/22/2015	17:20:00	21.48
8/22/2015	17:30:00	21.55
8/22/2015	17:40:00	21.59
8/22/2015	17:50:00	21.64
8/22/2015	18:00:00	21.69
8/22/2015	18:10:00	21.69
8/22/2015	18:20:00	21.71
8/22/2015	18:30:00	21.71
8/22/2015	18:40:00	21.67
8/22/2015	18:50:00	21.58
8/22/2015	19:00:00	21.50
8/22/2015	19:10:00	21.42
8/22/2015	19:20:00	21.36
8/22/2015	19:30:00	21.27
8/22/2015	19:40:00	21.18
8/22/2015	19:50:00	21.07
8/22/2015	20:00:00	20.96
8/22/2015	20:10:00	20.86
8/22/2015	20:20:00	20.75
8/22/2015	20:30:00	20.68
8/22/2015	20:40:00	20.59
8/22/2015	20:50:00	20.53
8/22/2015	21:00:00	20.46
8/22/2015	21:10:00	20.41
8/22/2015	21:20:00	20.35
8/22/2015	21:30:00	20.28
8/22/2015	21:40:00	20.24
8/22/2015	21:50:00	20.19
8/22/2015	22:00:00	20.14
8/22/2015	22:10:00	20.09
8/22/2015	22:20:00	20.07
8/22/2015	22:30:00	20.02
8/22/2015	22:40:00	19.96
8/22/2015	22:50:00	19.90
8/22/2015	23:00:00	19.85
8/22/2015	23:10:00	19.81
8/22/2015	23:20:00	19.75
8/22/2015	23:30:00	19.69
8/22/2015	23:40:00	19.63
8/22/2015	23:50:00	19.56
8/23/2015	0:00:00	19.52
8/23/2015	0:10:00	19.44

8/23/2015	0:20:00	19.38
8/23/2015	0:30:00	19.31
8/23/2015	0:40:00	19.24
8/23/2015	0:50:00	19.16
8/23/2015	1:00:00	19.10
8/23/2015	1:10:00	19.04
8/23/2015	1:20:00	18.97
8/23/2015	1:30:00	18.92
8/23/2015	1:40:00	18.85
8/23/2015	1:50:00	18.79
8/23/2015	2:00:00	18.72
8/23/2015	2:10:00	18.66
8/23/2015	2:20:00	18.61
8/23/2015	2:30:00	18.54
8/23/2015	2:40:00	18.48
8/23/2015	2:50:00	18.42
8/23/2015	3:00:00	18.37
8/23/2015	3:10:00	18.32
8/23/2015	3:20:00	18.25
8/23/2015	3:30:00	18.19
8/23/2015	3:40:00	18.13
8/23/2015	3:50:00	18.11
8/23/2015	4:00:00	18.05
8/23/2015	4:10:00	18.00
8/23/2015	4:20:00	17.93
8/23/2015	4:30:00	17.87
8/23/2015	4:40:00	17.85
8/23/2015	4:50:00	17.82
8/23/2015	5:00:00	17.77
8/23/2015	5:10:00	17.73
8/23/2015	5:20:00	17.69
8/23/2015	5:30:00	17.64
8/23/2015	5:40:00	17.61
8/23/2015	5:50:00	17.56
8/23/2015	6:00:00	17.52
8/23/2015	6:10:00	17.49
8/23/2015	6:20:00	17.43
8/23/2015	6:30:00	17.41
8/23/2015	6:40:00	17.38
8/23/2015	6:50:00	17.34
8/23/2015	7:00:00	17.31
8/23/2015	7:10:00	17.29
8/23/2015	7:20:00	17.27
8/23/2015	7:30:00	17.25
8/23/2015	7:40:00	17.24
8/23/2015	7:50:00	17.24

8/23/2015	8:00:00	17.23
8/23/2015	8:10:00	17.23
8/23/2015	8:20:00	17.26
8/23/2015	8:30:00	17.27
8/23/2015	8:40:00	17.28
8/23/2015	8:50:00	17.30
8/23/2015	9:00:00	17.35
8/23/2015	9:10:00	17.41
8/23/2015	9:20:00	17.46
8/23/2015	9:30:00	17.52
8/23/2015	9:40:00	17.58
8/23/2015	9:50:00	17.64
8/23/2015	10:00:00	17.72
8/23/2015	10:10:00	17.84
8/23/2015	10:20:00	18.05
8/23/2015	10:30:00	18.20
8/23/2015	10:40:00	18.27
8/23/2015	10:50:00	18.31
8/23/2015	11:00:00	18.40
8/23/2015	11:10:00	18.57
8/23/2015	11:20:00	18.75
8/23/2015	11:30:00	18.84
8/23/2015	11:40:00	18.89
8/23/2015	11:50:00	18.98
8/23/2015	12:00:00	19.07
8/23/2015	12:10:00	19.15
8/23/2015	12:20:00	19.35
8/23/2015	12:30:00	19.54
8/23/2015	12:40:00	19.84
8/23/2015	12:50:00	20.03
8/23/2015	13:00:00	20.29
8/23/2015	13:10:00	20.52
8/23/2015	13:20:00	20.71
8/23/2015	13:30:00	20.88
8/23/2015	13:40:00	21.13
8/23/2015	13:50:00	21.23
8/23/2015	14:00:00	21.44
8/23/2015	14:10:00	21.77
8/23/2015	14:20:00	21.93
8/23/2015	14:30:00	22.22
8/23/2015	14:40:00	22.29
8/23/2015	14:50:00	22.38
8/23/2015	15:00:00	22.43
8/23/2015	15:10:00	22.56
8/23/2015	15:20:00	22.62
8/23/2015	15:30:00	22.64

8/23/2015	15:40:00	22.79
8/23/2015	15:50:00	22.86
8/23/2015	16:00:00	22.98
8/23/2015	16:10:00	23.01
8/23/2015	16:20:00	23.07
8/23/2015	16:30:00	23.26
8/23/2015	16:40:00	23.24
8/23/2015	16:50:00	23.27
8/23/2015	17:00:00	23.29
8/23/2015	17:10:00	23.31
8/23/2015	17:20:00	23.33
8/23/2015	17:30:00	23.36
8/23/2015	17:40:00	23.39
8/23/2015	17:50:00	23.41
8/23/2015	18:00:00	23.42
8/23/2015	18:10:00	23.43
8/23/2015	18:20:00	23.44
8/23/2015	18:30:00	23.42
8/23/2015	18:40:00	23.39
8/23/2015	18:50:00	23.36
8/23/2015	19:00:00	23.31
8/23/2015	19:10:00	23.26
8/23/2015	19:20:00	23.20
8/23/2015	19:30:00	23.13
8/23/2015	19:40:00	23.07
8/23/2015	19:50:00	23.00
8/23/2015	20:00:00	22.92
8/23/2015	20:10:00	22.85
8/23/2015	20:20:00	22.77
8/23/2015	20:30:00	22.70
8/23/2015	20:40:00	22.62
8/23/2015	20:50:00	22.53
8/23/2015	21:00:00	22.45
8/23/2015	21:10:00	22.35
8/23/2015	21:20:00	22.25
8/23/2015	21:30:00	22.15
8/23/2015	21:40:00	22.05
8/23/2015	21:50:00	21.95
8/23/2015	22:00:00	21.85
8/23/2015	22:10:00	21.75
8/23/2015	22:20:00	21.65
8/23/2015	22:30:00	21.55
8/23/2015	22:40:00	21.46
8/23/2015	22:50:00	21.36
8/23/2015	23:00:00	21.25
8/23/2015	23:10:00	21.15

8/23/2015	23:20:00	21.06
8/23/2015	23:30:00	20.96
8/23/2015	23:40:00	20.86
8/23/2015	23:50:00	20.76
8/24/2015	0:00:00	20.66
8/24/2015	0:10:00	20.57
8/24/2015	0:20:00	20.47
8/24/2015	0:30:00	20.38
8/24/2015	0:40:00	20.28
8/24/2015	0:50:00	20.19
8/24/2015	1:00:00	20.08
8/24/2015	1:10:00	19.99
8/24/2015	1:20:00	19.91
8/24/2015	1:30:00	19.82
8/24/2015	1:40:00	19.73
8/24/2015	1:50:00	19.65
8/24/2015	2:00:00	19.56
8/24/2015	2:10:00	19.48
8/24/2015	2:20:00	19.40
8/24/2015	2:30:00	19.32
8/24/2015	2:40:00	19.25
8/24/2015	2:50:00	19.17
8/24/2015	3:00:00	19.11
8/24/2015	3:10:00	19.03
8/24/2015	3:20:00	18.96
8/24/2015	3:30:00	18.90
8/24/2015	3:40:00	18.81
8/24/2015	3:50:00	18.75
8/24/2015	4:00:00	18.69
8/24/2015	4:10:00	18.62
8/24/2015	4:20:00	18.57
8/24/2015	4:30:00	18.49
8/24/2015	4:40:00	18.45
8/24/2015	4:50:00	18.39
8/24/2015	5:00:00	18.33
8/24/2015	5:10:00	18.29
8/24/2015	5:20:00	18.25
8/24/2015	5:30:00	18.21
8/24/2015	5:40:00	18.17
8/24/2015	5:50:00	18.11
8/24/2015	6:00:00	18.07
8/24/2015	6:10:00	18.02
8/24/2015	6:20:00	17.98
8/24/2015	6:30:00	17.94
8/24/2015	6:40:00	17.90
8/24/2015	6:50:00	17.86

8/24/2015	7:00:00	17.82
8/24/2015	7:10:00	17.79
8/24/2015	7:20:00	17.78
8/24/2015	7:30:00	17.77
8/24/2015	7:40:00	17.76
8/24/2015	7:50:00	17.76
8/24/2015	8:00:00	17.74
8/24/2015	8:10:00	17.72
8/24/2015	8:20:00	17.73
8/24/2015	8:30:00	17.74
8/24/2015	8:40:00	17.78
8/24/2015	8:50:00	17.84
8/24/2015	9:00:00	17.88
8/24/2015	9:10:00	17.95
8/24/2015	9:20:00	17.95
8/24/2015	9:30:00	17.98
8/24/2015	9:40:00	18.02
8/24/2015	9:50:00	18.06
8/24/2015	10:00:00	18.11
8/24/2015	10:10:00	18.18
8/24/2015	10:20:00	18.25
8/24/2015	10:30:00	18.31
8/24/2015	10:40:00	18.41
8/24/2015	10:50:00	18.49
8/24/2015	11:00:00	18.60
8/24/2015	11:10:00	18.78
8/24/2015	11:20:00	18.93
8/24/2015	11:30:00	19.10
8/24/2015	11:40:00	19.33
8/24/2015	11:50:00	19.53
8/24/2015	12:00:00	19.75
8/24/2015	12:10:00	19.93
8/24/2015	12:20:00	20.12
8/24/2015	12:30:00	20.29
8/24/2015	12:40:00	20.56
8/24/2015	12:50:00	20.70
8/24/2015	13:00:00	20.69
8/24/2015	13:10:00	20.54
8/24/2015	13:20:00	20.18
8/24/2015	13:30:00	18.82
8/24/2015	13:40:00	18.63
8/24/2015	13:50:00	18.89
8/24/2015	14:00:00	19.00
8/24/2015	14:10:00	19.13
8/24/2015	14:20:00	19.29
8/24/2015	14:30:00	19.43

8/24/2015	14:40:00	19.47
8/24/2015	14:50:00	19.49
8/24/2015	15:00:00	19.59
8/24/2015	15:10:00	19.59
8/24/2015	15:20:00	19.70
8/24/2015	15:30:00	19.72
8/24/2015	15:40:00	19.83
8/24/2015	15:50:00	19.98
8/24/2015	16:00:00	20.25
8/24/2015	16:10:00	20.40
8/24/2015	16:20:00	20.54
8/24/2015	16:30:00	20.70
8/24/2015	16:40:00	20.87
8/24/2015	16:50:00	20.98
8/24/2015	17:00:00	21.09
8/24/2015	17:10:00	21.16
8/24/2015	17:20:00	21.23
8/24/2015	17:30:00	21.33
8/24/2015	17:40:00	21.39
8/24/2015	17:50:00	21.43
8/24/2015	18:00:00	21.48
8/24/2015	18:10:00	21.50
8/24/2015	18:20:00	21.47
8/24/2015	18:30:00	21.47
8/24/2015	18:40:00	21.39
8/24/2015	18:50:00	21.33
8/24/2015	19:00:00	21.23
8/24/2015	19:10:00	21.19
8/24/2015	19:20:00	21.12
8/24/2015	19:30:00	21.07
8/24/2015	19:40:00	20.98
8/24/2015	19:50:00	20.91
8/24/2015	20:00:00	20.82
8/24/2015	20:10:00	20.72
8/24/2015	20:20:00	20.61
8/24/2015	20:30:00	20.51
8/24/2015	20:40:00	20.39
8/24/2015	20:50:00	20.29
8/24/2015	21:00:00	20.20
8/24/2015	21:10:00	20.12
8/24/2015	21:20:00	20.04
8/24/2015	21:30:00	19.95
8/24/2015	21:40:00	19.86
8/24/2015	21:50:00	19.78
8/24/2015	22:00:00	19.70
8/24/2015	22:10:00	19.64

8/24/2015	22:20:00	19.59
8/24/2015	22:30:00	19.53
8/24/2015	22:40:00	19.48
8/24/2015	22:50:00	19.43
8/24/2015	23:00:00	19.38
8/24/2015	23:10:00	19.33
8/24/2015	23:20:00	19.27
8/24/2015	23:30:00	19.23
8/24/2015	23:40:00	19.19
8/24/2015	23:50:00	19.13
8/25/2015	0:00:00	19.06
8/25/2015	0:10:00	19.01
8/25/2015	0:20:00	18.97
8/25/2015	0:30:00	18.90
8/25/2015	0:40:00	18.85
8/25/2015	0:50:00	18.79
8/25/2015	1:00:00	18.73
8/25/2015	1:10:00	18.69
8/25/2015	1:20:00	18.63
8/25/2015	1:30:00	18.59
8/25/2015	1:40:00	18.54
8/25/2015	1:50:00	18.48
8/25/2015	2:00:00	18.43
8/25/2015	2:10:00	18.37
8/25/2015	2:20:00	18.31
8/25/2015	2:30:00	18.27
8/25/2015	2:40:00	18.18
8/25/2015	2:50:00	18.12
8/25/2015	3:00:00	18.08
8/25/2015	3:10:00	18.01
8/25/2015	3:20:00	17.95
8/25/2015	3:30:00	17.89
8/25/2015	3:40:00	17.82
8/25/2015	3:50:00	17.75
8/25/2015	4:00:00	17.72
8/25/2015	4:10:00	17.66
8/25/2015	4:20:00	17.61
8/25/2015	4:30:00	17.53
8/25/2015	4:40:00	17.49
8/25/2015	4:50:00	17.43
8/25/2015	5:00:00	17.38
8/25/2015	5:10:00	17.34
8/25/2015	5:20:00	17.30
8/25/2015	5:30:00	17.26
8/25/2015	5:40:00	17.21
8/25/2015	5:50:00	17.18

8/25/2015	6:00:00	17.13
8/25/2015	6:10:00	17.09
8/25/2015	6:20:00	17.05
8/25/2015	6:30:00	17.01
8/25/2015	6:40:00	16.96
8/25/2015	6:50:00	16.93
8/25/2015	7:00:00	16.88
8/25/2015	7:10:00	16.84
8/25/2015	7:20:00	16.80
8/25/2015	7:30:00	16.75
8/25/2015	7:40:00	16.72
8/25/2015	7:50:00	16.70
8/25/2015	8:00:00	16.67
8/25/2015	8:10:00	16.66
8/25/2015	8:20:00	16.64
8/25/2015	8:30:00	16.64
8/25/2015	8:40:00	16.64
8/25/2015	8:50:00	16.70
8/25/2015	9:00:00	16.77
8/25/2015	9:10:00	16.86
8/25/2015	9:20:00	16.98
8/25/2015	9:30:00	17.10
8/25/2015	9:40:00	17.20
8/25/2015	9:50:00	17.33
8/25/2015	10:00:00	17.44
8/25/2015	10:10:00	17.59
8/25/2015	10:20:00	17.74
8/25/2015	10:30:00	17.85
8/25/2015	10:40:00	17.94
8/25/2015	10:50:00	18.09
8/25/2015	11:00:00	18.25
8/25/2015	11:10:00	18.40
8/25/2015	11:20:00	18.57
8/25/2015	11:30:00	18.77
8/25/2015	11:40:00	18.86
8/25/2015	11:50:00	19.06
8/25/2015	12:00:00	19.28
8/25/2015	12:10:00	19.45
8/25/2015	12:20:00	19.61
8/25/2015	12:30:00	19.89
8/25/2015	12:40:00	20.11
8/25/2015	12:50:00	20.29
8/25/2015	13:00:00	20.46
8/25/2015	13:10:00	20.51
8/25/2015	13:20:00	20.69
8/25/2015	13:30:00	20.90

8/25/2015	13:40:00	20.97
8/25/2015	13:50:00	21.07
8/25/2015	14:00:00	21.30
8/25/2015	14:10:00	21.62
8/25/2015	14:20:00	21.64
8/25/2015	14:30:00	21.78
8/25/2015	14:40:00	21.92
8/25/2015	14:50:00	22.09
8/25/2015	15:00:00	22.38
8/25/2015	15:10:00	22.13
8/25/2015	15:20:00	22.26
8/25/2015	15:30:00	22.16
8/25/2015	15:40:00	22.18
8/25/2015	15:50:00	22.26
8/25/2015	16:00:00	22.19
8/25/2015	16:10:00	22.31
8/25/2015	16:20:00	22.38
8/25/2015	16:30:00	22.52
8/25/2015	16:40:00	22.51
8/25/2015	16:50:00	22.53
8/25/2015	17:00:00	22.68
8/25/2015	17:10:00	22.64
8/25/2015	17:20:00	22.68
8/25/2015	17:30:00	22.68
8/25/2015	17:40:00	22.69
8/25/2015	17:50:00	22.68
8/25/2015	18:00:00	22.69
8/25/2015	18:10:00	22.64
8/25/2015	18:20:00	22.60
8/25/2015	18:30:00	22.54
8/25/2015	18:40:00	22.49
8/25/2015	18:50:00	22.44
8/25/2015	19:00:00	22.37
8/25/2015	19:10:00	22.29
8/25/2015	19:20:00	22.19
8/25/2015	19:30:00	22.11
8/25/2015	19:40:00	22.03
8/25/2015	19:50:00	21.93
8/25/2015	20:00:00	21.82
8/25/2015	20:10:00	21.72
8/25/2015	20:20:00	21.63
8/25/2015	20:30:00	21.51
8/25/2015	20:40:00	21.41
8/25/2015	20:50:00	21.32
8/25/2015	21:00:00	21.23
8/25/2015	21:10:00	21.14

8/25/2015	21:20:00	21.05
8/25/2015	21:30:00	20.96
8/25/2015	21:40:00	20.87
8/25/2015	21:50:00	20.79
8/25/2015	22:00:00	20.71
8/25/2015	22:10:00	20.62
8/25/2015	22:20:00	20.53
8/25/2015	22:30:00	20.46
8/25/2015	22:40:00	20.36
8/25/2015	22:50:00	20.30
8/25/2015	23:00:00	20.23
8/25/2015	23:10:00	20.15
8/25/2015	23:20:00	20.08
8/25/2015	23:30:00	20.01
8/25/2015	23:40:00	19.95
8/25/2015	23:50:00	19.87
8/26/2015	0:00:00	19.80
8/26/2015	0:10:00	19.73
8/26/2015	0:20:00	19.65
8/26/2015	0:30:00	19.58
8/26/2015	0:40:00	19.52
8/26/2015	0:50:00	19.44
8/26/2015	1:00:00	19.34
8/26/2015	1:10:00	19.26
8/26/2015	1:20:00	19.20
8/26/2015	1:30:00	19.12
8/26/2015	1:40:00	19.05
8/26/2015	1:50:00	18.99
8/26/2015	2:00:00	18.92
8/26/2015	2:10:00	18.86
8/26/2015	2:20:00	18.79
8/26/2015	2:30:00	18.72
8/26/2015	2:40:00	18.66
8/26/2015	2:50:00	18.59
8/26/2015	3:00:00	18.52
8/26/2015	3:10:00	18.46
8/26/2015	3:20:00	18.39
8/26/2015	3:30:00	18.30
8/26/2015	3:40:00	18.22
8/26/2015	3:50:00	18.15
8/26/2015	4:00:00	18.08
8/26/2015	4:10:00	18.00
8/26/2015	4:20:00	17.92
8/26/2015	4:30:00	17.85
8/26/2015	4:40:00	17.76
8/26/2015	4:50:00	17.67

8/26/2015	5:00:00	17.60
8/26/2015	5:10:00	17.52
8/26/2015	5:20:00	17.45
8/26/2015	5:30:00	17.37
8/26/2015	5:40:00	17.29
8/26/2015	5:50:00	17.21
8/26/2015	6:00:00	17.14
8/26/2015	6:10:00	17.06
8/26/2015	6:20:00	16.98
8/26/2015	6:30:00	16.91
8/26/2015	6:40:00	16.83
8/26/2015	6:50:00	16.79
8/26/2015	7:00:00	16.75
8/26/2015	7:10:00	16.69
8/26/2015	7:20:00	16.66
8/26/2015	7:30:00	16.62
8/26/2015	7:40:00	16.57
8/26/2015	7:50:00	16.55
8/26/2015	8:00:00	16.52
8/26/2015	8:10:00	16.52
8/26/2015	8:20:00	16.51
8/26/2015	8:30:00	16.53
8/26/2015	8:40:00	16.54
8/26/2015	8:50:00	16.55
8/26/2015	9:00:00	16.62
8/26/2015	9:10:00	16.65
8/26/2015	9:20:00	16.69
8/26/2015	9:30:00	16.70
8/26/2015	9:40:00	16.80
8/26/2015	9:50:00	16.86
8/26/2015	10:00:00	16.94
8/26/2015	10:10:00	17.02
8/26/2015	10:20:00	17.06
8/26/2015	10:30:00	17.10
8/26/2015	10:40:00	17.19
8/26/2015	10:50:00	17.25
8/26/2015	11:00:00	17.29
8/26/2015	11:10:00	17.36
8/26/2015	11:20:00	17.43
8/26/2015	11:30:00	17.50
8/26/2015	11:40:00	17.53
8/26/2015	11:50:00	17.56
8/26/2015	12:00:00	17.63
8/26/2015	12:10:00	17.68
8/26/2015	12:20:00	17.78
8/26/2015	12:30:00	17.80

8/26/2015	12:40:00	17.84
8/26/2015	12:50:00	17.90
8/26/2015	13:00:00	17.97
8/26/2015	13:10:00	17.96
8/26/2015	13:20:00	17.96
8/26/2015	13:30:00	17.99
8/26/2015	13:40:00	18.09
8/26/2015	13:50:00	18.15
8/26/2015	14:00:00	18.24
8/26/2015	14:10:00	18.33
8/26/2015	14:20:00	18.31
8/26/2015	14:30:00	18.30
8/26/2015	14:40:00	18.37
8/26/2015	14:50:00	18.44
8/26/2015	15:00:00	18.51
8/26/2015	15:10:00	18.55
8/26/2015	15:20:00	18.71
8/26/2015	15:30:00	18.87
8/26/2015	15:40:00	19.00
8/26/2015	15:50:00	19.03
8/26/2015	16:00:00	19.14
8/26/2015	16:10:00	19.24
8/26/2015	16:20:00	19.27
8/26/2015	16:30:00	19.31
8/26/2015	16:40:00	19.30
8/26/2015	16:50:00	19.30
8/26/2015	17:00:00	19.36
8/26/2015	17:10:00	19.35
8/26/2015	17:20:00	19.33
8/26/2015	17:30:00	19.32
8/26/2015	17:40:00	19.33
8/26/2015	17:50:00	19.38
8/26/2015	18:00:00	19.36
8/26/2015	18:10:00	19.32
8/26/2015	18:20:00	19.31
8/26/2015	18:30:00	19.29
8/26/2015	18:40:00	19.25
8/26/2015	18:50:00	19.21
8/26/2015	19:00:00	19.17
8/26/2015	19:10:00	19.13
8/26/2015	19:20:00	19.10
8/26/2015	19:30:00	19.06
8/26/2015	19:40:00	19.03
8/26/2015	19:50:00	18.99
8/26/2015	20:00:00	18.94
8/26/2015	20:10:00	18.90

8/26/2015	20:20:00	18.86
8/26/2015	20:30:00	18.81
8/26/2015	20:40:00	18.76
8/26/2015	20:50:00	18.72
8/26/2015	21:00:00	18.68
8/26/2015	21:10:00	18.65
8/26/2015	21:20:00	18.61
8/26/2015	21:30:00	18.57
8/26/2015	21:40:00	18.53
8/26/2015	21:50:00	18.49
8/26/2015	22:00:00	18.46
8/26/2015	22:10:00	18.40
8/26/2015	22:20:00	18.37
8/26/2015	22:30:00	18.33
8/26/2015	22:40:00	18.30
8/26/2015	22:50:00	18.25
8/26/2015	23:00:00	18.21
8/26/2015	23:10:00	18.16
8/26/2015	23:20:00	18.12
8/26/2015	23:30:00	18.08
8/26/2015	23:40:00	18.05
8/26/2015	23:50:00	18.00
8/27/2015	0:00:00	17.96
8/27/2015	0:10:00	17.90
8/27/2015	0:20:00	17.85
8/27/2015	0:30:00	17.82
8/27/2015	0:40:00	17.78
8/27/2015	0:50:00	17.73
8/27/2015	1:00:00	17.67
8/27/2015	1:10:00	17.63
8/27/2015	1:20:00	17.58
8/27/2015	1:30:00	17.52
8/27/2015	1:40:00	17.47
8/27/2015	1:50:00	17.43
8/27/2015	2:00:00	17.37
8/27/2015	2:10:00	17.33
8/27/2015	2:20:00	17.29
8/27/2015	2:30:00	17.24
8/27/2015	2:40:00	17.20
8/27/2015	2:50:00	17.13
8/27/2015	3:00:00	17.06
8/27/2015	3:10:00	17.00
8/27/2015	3:20:00	16.94
8/27/2015	3:30:00	16.88
8/27/2015	3:40:00	16.82
8/27/2015	3:50:00	16.77

8/27/2015	4:00:00	16.72
8/27/2015	4:10:00	16.67
8/27/2015	4:20:00	16.64
8/27/2015	4:30:00	16.59
8/27/2015	4:40:00	16.55
8/27/2015	4:50:00	16.49
8/27/2015	5:00:00	16.47
8/27/2015	5:10:00	16.43
8/27/2015	5:20:00	16.38
8/27/2015	5:30:00	16.35
8/27/2015	5:40:00	16.31
8/27/2015	5:50:00	16.25
8/27/2015	6:00:00	16.21
8/27/2015	6:10:00	16.17
8/27/2015	6:20:00	16.12
8/27/2015	6:30:00	16.08
8/27/2015	6:40:00	16.03
8/27/2015	6:50:00	16.00
8/27/2015	7:00:00	15.96
8/27/2015	7:10:00	15.92
8/27/2015	7:20:00	15.89
8/27/2015	7:30:00	15.87
8/27/2015	7:40:00	15.86
8/27/2015	7:50:00	15.84
8/27/2015	8:00:00	15.84
8/27/2015	8:10:00	15.83
8/27/2015	8:20:00	15.83
8/27/2015	8:30:00	15.83
8/27/2015	8:40:00	15.84
8/27/2015	8:50:00	15.84
8/27/2015	9:00:00	15.88
8/27/2015	9:10:00	16.00
8/27/2015	9:20:00	16.12
8/27/2015	9:30:00	16.21
8/27/2015	9:40:00	16.34
8/27/2015	9:50:00	16.47
8/27/2015	10:00:00	16.59
8/27/2015	10:10:00	16.72
8/27/2015	10:20:00	16.92
8/27/2015	10:30:00	17.09
8/27/2015	10:40:00	17.23
8/27/2015	10:50:00	17.38
8/27/2015	11:00:00	17.52
8/27/2015	11:10:00	17.69
8/27/2015	11:20:00	17.97
8/27/2015	11:30:00	18.13

8/27/2015	11:40:00	18.25
8/27/2015	11:50:00	18.39
8/27/2015	12:00:00	18.55
8/27/2015	12:10:00	18.59
8/27/2015	12:20:00	18.65
8/27/2015	12:30:00	18.71
8/27/2015	12:40:00	18.78
8/27/2015	12:50:00	18.83
8/27/2015	13:00:00	18.86
8/27/2015	13:10:00	18.90
8/27/2015	13:20:00	18.98
8/27/2015	13:30:00	19.25
8/27/2015	13:40:00	19.38
8/27/2015	13:50:00	19.39
8/27/2015	14:00:00	19.38
8/27/2015	14:10:00	19.46
8/27/2015	14:20:00	19.63
8/27/2015	14:30:00	19.69
8/27/2015	14:40:00	19.75
8/27/2015	14:50:00	19.79
8/27/2015	15:00:00	19.81
8/27/2015	15:10:00	19.84
8/27/2015	15:20:00	19.88
8/27/2015	15:30:00	20.10
8/27/2015	15:40:00	20.15
8/27/2015	15:50:00	20.01
8/27/2015	16:00:00	20.03
8/27/2015	16:10:00	20.09
8/27/2015	16:20:00	20.19
8/27/2015	16:30:00	20.28
8/27/2015	16:40:00	20.31
8/27/2015	16:50:00	20.34
8/27/2015	17:00:00	20.37
8/27/2015	17:10:00	20.41
8/27/2015	17:20:00	20.47
8/27/2015	17:30:00	20.65
8/27/2015	17:40:00	20.72
8/27/2015	17:50:00	20.64
8/27/2015	18:00:00	20.71
8/27/2015	18:10:00	20.78
8/27/2015	18:20:00	20.75
8/27/2015	18:30:00	20.68
8/27/2015	18:40:00	20.55
8/27/2015	18:50:00	20.48
8/27/2015	19:00:00	20.41
8/27/2015	19:10:00	20.34

8/27/2015	19:20:00	20.28
8/27/2015	19:30:00	20.19
8/27/2015	19:40:00	20.14
8/27/2015	19:50:00	20.04
8/27/2015	20:00:00	19.95
8/27/2015	20:10:00	19.87
8/27/2015	20:20:00	19.77
8/27/2015	20:30:00	19.67
8/27/2015	20:40:00	19.58
8/27/2015	20:50:00	19.46
8/27/2015	21:00:00	19.36
8/27/2015	21:10:00	19.26
8/27/2015	21:20:00	19.15
8/27/2015	21:30:00	19.05
8/27/2015	21:40:00	18.95
8/27/2015	21:50:00	18.84
8/27/2015	22:00:00	18.74
8/27/2015	22:10:00	18.65
8/27/2015	22:20:00	18.56
8/27/2015	22:30:00	18.48
8/27/2015	22:40:00	18.38
8/27/2015	22:50:00	18.31
8/27/2015	23:00:00	18.22
8/27/2015	23:10:00	18.11
8/27/2015	23:20:00	18.02
8/27/2015	23:30:00	17.92
8/27/2015	23:40:00	17.85
8/27/2015	23:50:00	17.76
8/28/2015	0:00:00	17.66
8/28/2015	0:10:00	17.59
8/28/2015	0:20:00	17.51
8/28/2015	0:30:00	17.43
8/28/2015	0:40:00	17.33
8/28/2015	0:50:00	17.26
8/28/2015	1:00:00	17.18
8/28/2015	1:10:00	17.11
8/28/2015	1:20:00	17.02
8/28/2015	1:30:00	16.95
8/28/2015	1:40:00	16.88
8/28/2015	1:50:00	16.81
8/28/2015	2:00:00	16.73
8/28/2015	2:10:00	16.67
8/28/2015	2:20:00	16.58
8/28/2015	2:30:00	16.50
8/28/2015	2:40:00	16.42
8/28/2015	2:50:00	16.35

8/28/2015	3:00:00	16.28
8/28/2015	3:10:00	16.23
8/28/2015	3:20:00	16.17
8/28/2015	3:30:00	16.10
8/28/2015	3:40:00	16.05
8/28/2015	3:50:00	15.98
8/28/2015	4:00:00	15.91
8/28/2015	4:10:00	15.85
8/28/2015	4:20:00	15.78
8/28/2015	4:30:00	15.73
8/28/2015	4:40:00	15.67
8/28/2015	4:50:00	15.61
8/28/2015	5:00:00	15.54
8/28/2015	5:10:00	15.48
8/28/2015	5:20:00	15.43
8/28/2015	5:30:00	15.36
8/28/2015	5:40:00	15.31
8/28/2015	5:50:00	15.26
8/28/2015	6:00:00	15.21
8/28/2015	6:10:00	15.16
8/28/2015	6:20:00	15.11
8/28/2015	6:30:00	15.08
8/28/2015	6:40:00	15.02
8/28/2015	6:50:00	14.96
8/28/2015	7:00:00	14.93
8/28/2015	7:10:00	14.89
8/28/2015	7:20:00	14.87
8/28/2015	7:30:00	14.82
8/28/2015	7:40:00	14.81
8/28/2015	7:50:00	14.78
8/28/2015	8:00:00	14.77
8/28/2015	8:10:00	14.74
8/28/2015	8:20:00	14.72
8/28/2015	8:30:00	14.71
8/28/2015	8:40:00	14.69
8/28/2015	8:50:00	14.69
8/28/2015	9:00:00	14.77
8/28/2015	9:10:00	14.85
8/28/2015	9:20:00	14.95
8/28/2015	9:30:00	15.06
8/28/2015	9:40:00	15.14
8/28/2015	9:50:00	15.26
8/28/2015	10:00:00	15.39
8/28/2015	10:10:00	15.57
8/28/2015	10:20:00	15.75
8/28/2015	10:30:00	15.93

8/28/2015	10:40:00	16.11
8/28/2015	10:50:00	16.35
8/28/2015	11:00:00	16.62
8/28/2015	11:10:00	16.74
8/28/2015	11:20:00	16.80
8/28/2015	11:30:00	16.92
8/28/2015	11:40:00	17.15
8/28/2015	11:50:00	17.24
8/28/2015	12:00:00	17.33
8/28/2015	12:10:00	17.59
8/28/2015	12:20:00	17.71
8/28/2015	12:30:00	17.95
8/28/2015	12:40:00	18.17
8/28/2015	12:50:00	18.39
8/28/2015	13:00:00	18.25
8/28/2015	13:10:00	18.28
8/28/2015	13:20:00	18.12
8/28/2015	13:30:00	17.15
8/28/2015	13:40:00	17.43
8/28/2015	13:50:00	18.04
8/28/2015	14:00:00	18.49
8/28/2015	14:10:00	18.88
8/28/2015	14:20:00	19.17
8/28/2015	14:30:00	19.35
8/28/2015	14:40:00	19.53
8/28/2015	14:50:00	19.72
8/28/2015	15:00:00	19.77
8/28/2015	15:10:00	19.81
8/28/2015	15:20:00	19.87
8/28/2015	15:30:00	19.97
8/28/2015	15:40:00	20.12
8/28/2015	15:50:00	20.24
8/28/2015	16:00:00	20.37
8/28/2015	16:10:00	20.44
8/28/2015	16:20:00	20.58
8/28/2015	16:30:00	20.71
8/28/2015	16:40:00	20.77
8/28/2015	16:50:00	20.83
8/28/2015	17:00:00	20.89
8/28/2015	17:10:00	20.95
8/28/2015	17:20:00	21.01
8/28/2015	17:30:00	21.04
8/28/2015	17:40:00	21.09
8/28/2015	17:50:00	21.07
8/28/2015	18:00:00	21.06
8/28/2015	18:10:00	21.04

8/28/2015	18:20:00	21.00
8/28/2015	18:30:00	20.95
8/28/2015	18:40:00	20.83
8/28/2015	18:50:00	20.73
8/28/2015	19:00:00	20.66
8/28/2015	19:10:00	20.59
8/28/2015	19:20:00	20.50
8/28/2015	19:30:00	20.41
8/28/2015	19:40:00	20.32
8/28/2015	19:50:00	20.23
8/28/2015	20:00:00	20.13
8/28/2015	20:10:00	20.02
8/28/2015	20:20:00	19.93
8/28/2015	20:30:00	19.82
8/28/2015	20:40:00	19.73
8/28/2015	20:50:00	19.60
8/28/2015	21:00:00	19.51
8/28/2015	21:10:00	19.42
8/28/2015	21:20:00	19.32
8/28/2015	21:30:00	19.23
8/28/2015	21:40:00	19.14
8/28/2015	21:50:00	19.06
8/28/2015	22:00:00	18.97
8/28/2015	22:10:00	18.89
8/28/2015	22:20:00	18.82
8/28/2015	22:30:00	18.73
8/28/2015	22:40:00	18.68
8/28/2015	22:50:00	18.61
8/28/2015	23:00:00	18.51
8/28/2015	23:10:00	18.49
8/28/2015	23:20:00	18.42
8/28/2015	23:30:00	18.34
8/28/2015	23:40:00	18.28
8/28/2015	23:50:00	18.21
8/29/2015	0:00:00	18.16
8/29/2015	0:10:00	18.09
8/29/2015	0:20:00	18.02
8/29/2015	0:30:00	17.98
8/29/2015	0:40:00	17.90
8/29/2015	0:50:00	17.87
8/29/2015	1:00:00	17.81
8/29/2015	1:10:00	17.76
8/29/2015	1:20:00	17.68
8/29/2015	1:30:00	17.63
8/29/2015	1:40:00	17.55
8/29/2015	1:50:00	17.51

8/29/2015	2:00:00	17.46
8/29/2015	2:10:00	17.41
8/29/2015	2:20:00	17.35
8/29/2015	2:30:00	17.28
8/29/2015	2:40:00	17.23
8/29/2015	2:50:00	17.18
8/29/2015	3:00:00	17.14
8/29/2015	3:10:00	17.07
8/29/2015	3:20:00	17.00
8/29/2015	3:30:00	16.95
8/29/2015	3:40:00	16.89
8/29/2015	3:50:00	16.85
8/29/2015	4:00:00	16.78
8/29/2015	4:10:00	16.72
8/29/2015	4:20:00	16.68
8/29/2015	4:30:00	16.60
8/29/2015	4:40:00	16.55
8/29/2015	4:50:00	16.50
8/29/2015	5:00:00	16.43
8/29/2015	5:10:00	16.39
8/29/2015	5:20:00	16.32
8/29/2015	5:30:00	16.28
8/29/2015	5:40:00	16.21
8/29/2015	5:50:00	16.17
8/29/2015	6:00:00	16.09
8/29/2015	6:10:00	16.03
8/29/2015	6:20:00	15.98
8/29/2015	6:30:00	15.92
8/29/2015	6:40:00	15.87
8/29/2015	6:50:00	15.83
8/29/2015	7:00:00	15.77
8/29/2015	7:10:00	15.74
8/29/2015	7:20:00	15.69
8/29/2015	7:30:00	15.65
8/29/2015	7:40:00	15.62
8/29/2015	7:50:00	15.59
8/29/2015	8:00:00	15.58
8/29/2015	8:10:00	15.57
8/29/2015	8:20:00	15.54
8/29/2015	8:30:00	15.55
8/29/2015	8:40:00	15.56
8/29/2015	8:50:00	15.59
8/29/2015	9:00:00	15.64
8/29/2015	9:10:00	15.76
8/29/2015	9:20:00	15.88
8/29/2015	9:30:00	16.00

8/29/2015	9:40:00	16.12
8/29/2015	9:50:00	16.26
8/29/2015	10:00:00	16.42
8/29/2015	10:10:00	16.58
8/29/2015	10:20:00	16.74
8/29/2015	10:30:00	16.92
8/29/2015	10:40:00	17.11
8/29/2015	10:50:00	17.29
8/29/2015	11:00:00	17.50
8/29/2015	11:10:00	17.70
8/29/2015	11:20:00	17.85
8/29/2015	11:30:00	18.12
8/29/2015	11:40:00	18.30
8/29/2015	11:50:00	18.53
8/29/2015	12:00:00	18.77
8/29/2015	12:10:00	18.99
8/29/2015	12:20:00	19.24
8/29/2015	12:30:00	19.46
8/29/2015	12:40:00	19.69
8/29/2015	12:50:00	19.79
8/29/2015	13:00:00	19.50
8/29/2015	13:10:00	19.26
8/29/2015	13:20:00	19.02
8/29/2015	13:30:00	18.06
8/29/2015	13:40:00	18.08
8/29/2015	13:50:00	18.62
8/29/2015	14:00:00	19.00
8/29/2015	14:10:00	19.25
8/29/2015	14:20:00	19.35
8/29/2015	14:30:00	19.46
8/29/2015	14:40:00	19.56
8/29/2015	14:50:00	19.63
8/29/2015	15:00:00	19.72
8/29/2015	15:10:00	19.81
8/29/2015	15:20:00	19.89
8/29/2015	15:30:00	19.99
8/29/2015	15:40:00	20.10
8/29/2015	15:50:00	20.22
8/29/2015	16:00:00	20.33
8/29/2015	16:10:00	20.47
8/29/2015	16:20:00	20.60
8/29/2015	16:30:00	20.76
8/29/2015	16:40:00	20.74
8/29/2015	16:50:00	20.95
8/29/2015	17:00:00	21.10
8/29/2015	17:10:00	21.16

8/29/2015	17:20:00	21.24
8/29/2015	17:30:00	21.40
8/29/2015	17:40:00	21.37
8/29/2015	17:50:00	21.36
8/29/2015	18:00:00	21.39
8/29/2015	18:10:00	21.37
8/29/2015	18:20:00	21.39
8/29/2015	18:30:00	21.36
8/29/2015	18:40:00	21.30
8/29/2015	18:50:00	21.25
8/29/2015	19:00:00	21.20
8/29/2015	19:10:00	21.16
8/29/2015	19:20:00	21.10
8/29/2015	19:30:00	21.03
8/29/2015	19:40:00	20.97
8/29/2015	19:50:00	20.89
8/29/2015	20:00:00	20.81
8/29/2015	20:10:00	20.73
8/29/2015	20:20:00	20.65
8/29/2015	20:30:00	20.57
8/29/2015	20:40:00	20.48
8/29/2015	20:50:00	20.39
8/29/2015	21:00:00	20.32
8/29/2015	21:10:00	20.22
8/29/2015	21:20:00	20.14
8/29/2015	21:30:00	20.06
8/29/2015	21:40:00	20.01
8/29/2015	21:50:00	19.93
8/29/2015	22:00:00	19.86
8/29/2015	22:10:00	19.78
8/29/2015	22:20:00	19.70
8/29/2015	22:30:00	19.65
8/29/2015	22:40:00	19.57
8/29/2015	22:50:00	19.51
8/29/2015	23:00:00	19.46
8/29/2015	23:10:00	19.39
8/29/2015	23:20:00	19.32
8/29/2015	23:30:00	19.26
8/29/2015	23:40:00	19.20
8/29/2015	23:50:00	19.14
8/30/2015	0:00:00	19.07
8/30/2015	0:10:00	19.02
8/30/2015	0:20:00	18.97
8/30/2015	0:30:00	18.92
8/30/2015	0:40:00	18.86
8/30/2015	0:50:00	18.81

8/30/2015	1:00:00	18.75
8/30/2015	1:10:00	18.71
8/30/2015	1:20:00	18.66
8/30/2015	1:30:00	18.61
8/30/2015	1:40:00	18.55
8/30/2015	1:50:00	18.47
8/30/2015	2:00:00	18.44
8/30/2015	2:10:00	18.39
8/30/2015	2:20:00	18.34
8/30/2015	2:30:00	18.29
8/30/2015	2:40:00	18.24
8/30/2015	2:50:00	18.18
8/30/2015	3:00:00	18.12
8/30/2015	3:10:00	18.09
8/30/2015	3:20:00	18.03
8/30/2015	3:30:00	17.99
8/30/2015	3:40:00	17.93
8/30/2015	3:50:00	17.89
8/30/2015	4:00:00	17.84
8/30/2015	4:10:00	17.79
8/30/2015	4:20:00	17.73
8/30/2015	4:30:00	17.66
8/30/2015	4:40:00	17.61
8/30/2015	4:50:00	17.56
8/30/2015	5:00:00	17.50
8/30/2015	5:10:00	17.43
8/30/2015	5:20:00	17.38
8/30/2015	5:30:00	17.34
8/30/2015	5:40:00	17.28
8/30/2015	5:50:00	17.23
8/30/2015	6:00:00	17.20
8/30/2015	6:10:00	17.16
8/30/2015	6:20:00	17.11
8/30/2015	6:30:00	17.07
8/30/2015	6:40:00	17.03
8/30/2015	6:50:00	16.97
8/30/2015	7:00:00	16.95
8/30/2015	7:10:00	16.90
8/30/2015	7:20:00	16.87
8/30/2015	7:30:00	16.83
8/30/2015	7:40:00	16.82
8/30/2015	7:50:00	16.81
8/30/2015	8:00:00	16.80
8/30/2015	8:10:00	16.82
8/30/2015	8:20:00	16.83
8/30/2015	8:30:00	16.82

8/30/2015	8:40:00	16.83
8/30/2015	8:50:00	16.84
8/30/2015	9:00:00	16.88
8/30/2015	9:10:00	16.94
8/30/2015	9:20:00	17.03
8/30/2015	9:30:00	17.14
8/30/2015	9:40:00	17.22
8/30/2015	9:50:00	17.35
8/30/2015	10:00:00	17.52
8/30/2015	10:10:00	17.69
8/30/2015	10:20:00	17.85
8/30/2015	10:30:00	18.00
8/30/2015	10:40:00	18.20
8/30/2015	10:50:00	18.39
8/30/2015	11:00:00	18.59
8/30/2015	11:10:00	18.75
8/30/2015	11:20:00	18.94
8/30/2015	11:30:00	19.11
8/30/2015	11:40:00	19.26
8/30/2015	11:50:00	19.41
8/30/2015	12:00:00	19.56
8/30/2015	12:10:00	19.73
8/30/2015	12:20:00	19.89
8/30/2015	12:30:00	20.07
8/30/2015	12:40:00	20.27
8/30/2015	12:50:00	20.50
8/30/2015	13:00:00	20.71
8/30/2015	13:10:00	20.93
8/30/2015	13:20:00	21.07
8/30/2015	13:30:00	21.20
8/30/2015	13:40:00	21.30
8/30/2015	13:50:00	21.38
8/30/2015	14:00:00	21.55
8/30/2015	14:10:00	21.69
8/30/2015	14:20:00	21.79
8/30/2015	14:30:00	21.91
8/30/2015	14:40:00	22.07
8/30/2015	14:50:00	22.13
8/30/2015	15:00:00	22.34
8/30/2015	15:10:00	22.42
8/30/2015	15:20:00	22.75
8/30/2015	15:30:00	22.90
8/30/2015	15:40:00	23.01
8/30/2015	15:50:00	23.08
8/30/2015	16:00:00	23.12
8/30/2015	16:10:00	23.28

8/30/2015	16:20:00	23.45
8/30/2015	16:30:00	23.47
8/30/2015	16:40:00	23.47
8/30/2015	16:50:00	23.57
8/30/2015	17:00:00	23.47
8/30/2015	17:10:00	23.57
8/30/2015	17:20:00	23.56
8/30/2015	17:30:00	23.59
8/30/2015	17:40:00	23.52
8/30/2015	17:50:00	23.48
8/30/2015	18:00:00	23.46
8/30/2015	18:10:00	23.46
8/30/2015	18:20:00	23.44
8/30/2015	18:30:00	23.42
8/30/2015	18:40:00	23.41
8/30/2015	18:50:00	23.39
8/30/2015	19:00:00	23.36
8/30/2015	19:10:00	23.34
8/30/2015	19:20:00	23.31
8/30/2015	19:30:00	23.28
8/30/2015	19:40:00	23.25
8/30/2015	19:50:00	23.20
8/30/2015	20:00:00	23.14
8/30/2015	20:10:00	23.10
8/30/2015	20:20:00	23.05
8/30/2015	20:30:00	22.98
8/30/2015	20:40:00	22.90
8/30/2015	20:50:00	22.83
8/30/2015	21:00:00	22.74
8/30/2015	21:10:00	22.69
8/30/2015	21:20:00	22.62
8/30/2015	21:30:00	22.54
8/30/2015	21:40:00	22.46
8/30/2015	21:50:00	22.40
8/30/2015	22:00:00	22.33
8/30/2015	22:10:00	22.26
8/30/2015	22:20:00	22.19
8/30/2015	22:30:00	22.13
8/30/2015	22:40:00	22.06
8/30/2015	22:50:00	21.99
8/30/2015	23:00:00	21.92
8/30/2015	23:10:00	21.86
8/30/2015	23:20:00	21.78
8/30/2015	23:30:00	21.72
8/30/2015	23:40:00	21.65
8/30/2015	23:50:00	21.59

8/31/2015	0:00:00	21.51
8/31/2015	0:10:00	21.47
8/31/2015	0:20:00	21.41
8/31/2015	0:30:00	21.34
8/31/2015	0:40:00	21.27
8/31/2015	0:50:00	21.21
8/31/2015	1:00:00	21.15
8/31/2015	1:10:00	21.09
8/31/2015	1:20:00	21.03
8/31/2015	1:30:00	20.97
8/31/2015	1:40:00	20.90
8/31/2015	1:50:00	20.84
8/31/2015	2:00:00	20.77
8/31/2015	2:10:00	20.72
8/31/2015	2:20:00	20.66
8/31/2015	2:30:00	20.58
8/31/2015	2:40:00	20.52
8/31/2015	2:50:00	20.46
8/31/2015	3:00:00	20.39
8/31/2015	3:10:00	20.33
8/31/2015	3:20:00	20.28
8/31/2015	3:30:00	20.22
8/31/2015	3:40:00	20.16
8/31/2015	3:50:00	20.10
8/31/2015	4:00:00	20.03
8/31/2015	4:10:00	19.96
8/31/2015	4:20:00	19.90
8/31/2015	4:30:00	19.84
8/31/2015	4:40:00	19.79
8/31/2015	4:50:00	19.73
8/31/2015	5:00:00	19.67
8/31/2015	5:10:00	19.60
8/31/2015	5:20:00	19.56
8/31/2015	5:30:00	19.50
8/31/2015	5:40:00	19.45
8/31/2015	5:50:00	19.40
8/31/2015	6:00:00	19.35
8/31/2015	6:10:00	19.30
8/31/2015	6:20:00	19.26
8/31/2015	6:30:00	19.20
8/31/2015	6:40:00	19.15
8/31/2015	6:50:00	19.11
8/31/2015	7:00:00	19.07
8/31/2015	7:10:00	19.03
8/31/2015	7:20:00	18.99
8/31/2015	7:30:00	18.96

8/31/2015	7:40:00	18.94
8/31/2015	7:50:00	18.92
8/31/2015	8:00:00	18.91
8/31/2015	8:10:00	18.91
8/31/2015	8:20:00	18.90
8/31/2015	8:30:00	18.89
8/31/2015	8:40:00	18.88
8/31/2015	8:50:00	18.88
8/31/2015	9:00:00	18.91
8/31/2015	9:10:00	18.94
8/31/2015	9:20:00	18.97
8/31/2015	9:30:00	19.02
8/31/2015	9:40:00	19.06
8/31/2015	9:50:00	19.11
8/31/2015	10:00:00	19.14
8/31/2015	10:10:00	19.19
8/31/2015	10:20:00	19.23
8/31/2015	10:30:00	19.32
8/31/2015	10:40:00	19.41
8/31/2015	10:50:00	19.53
8/31/2015	11:00:00	19.63
8/31/2015	11:10:00	19.67
8/31/2015	11:20:00	19.66
8/31/2015	11:30:00	19.71
8/31/2015	11:40:00	19.76
8/31/2015	11:50:00	19.88
8/31/2015	12:00:00	20.16
8/31/2015	12:10:00	20.34
8/31/2015	12:20:00	20.54
8/31/2015	12:30:00	20.75
8/31/2015	12:40:00	21.02
8/31/2015	12:50:00	21.20
8/31/2015	13:00:00	21.33
8/31/2015	13:10:00	21.18
8/31/2015	13:20:00	20.74
8/31/2015	13:30:00	19.69
8/31/2015	13:40:00	19.03
8/31/2015	13:50:00	19.28
8/31/2015	14:00:00	19.45
8/31/2015	14:10:00	19.52
8/31/2015	14:20:00	19.62
8/31/2015	14:30:00	19.75
8/31/2015	14:40:00	19.88
8/31/2015	14:50:00	20.03
8/31/2015	15:00:00	20.09
8/31/2015	15:10:00	20.06

8/31/2015	15:20:00	20.10
8/31/2015	15:30:00	20.08
8/31/2015	15:40:00	20.12
8/31/2015	15:50:00	20.06
8/31/2015	16:00:00	20.05
8/31/2015	16:10:00	20.05
8/31/2015	16:20:00	20.05
8/31/2015	16:30:00	20.08
8/31/2015	16:40:00	20.12
8/31/2015	16:50:00	20.15
8/31/2015	17:00:00	20.18
8/31/2015	17:10:00	20.21
8/31/2015	17:20:00	20.22
8/31/2015	17:30:00	20.44
8/31/2015	17:40:00	20.52
8/31/2015	17:50:00	20.54
8/31/2015	18:00:00	20.55
8/31/2015	18:10:00	20.55
8/31/2015	18:20:00	20.54
8/31/2015	18:30:00	20.48
8/31/2015	18:40:00	20.41
8/31/2015	18:50:00	20.38
8/31/2015	19:00:00	20.39
8/31/2015	19:10:00	20.38
8/31/2015	19:20:00	20.34
8/31/2015	19:30:00	20.31
8/31/2015	19:40:00	20.27
8/31/2015	19:50:00	20.24
8/31/2015	20:00:00	20.20
8/31/2015	20:10:00	20.16
8/31/2015	20:20:00	20.12
8/31/2015	20:30:00	20.09
8/31/2015	20:40:00	20.04
8/31/2015	20:50:00	20.01
8/31/2015	21:00:00	19.96
8/31/2015	21:10:00	19.91
8/31/2015	21:20:00	19.87
8/31/2015	21:30:00	19.82
8/31/2015	21:40:00	19.78
8/31/2015	21:50:00	19.73
8/31/2015	22:00:00	19.69
8/31/2015	22:10:00	19.65
8/31/2015	22:20:00	19.60
8/31/2015	22:30:00	19.57
8/31/2015	22:40:00	19.53
8/31/2015	22:50:00	19.47

8/31/2015	23:00:00	19.45
8/31/2015	23:10:00	19.41
8/31/2015	23:20:00	19.38
8/31/2015	23:30:00	19.34
8/31/2015	23:40:00	19.30
8/31/2015	23:50:00	19.27
9/1/2015	0:00:00	19.23

TEMPERATURE ENHANCEMENT PLAN
SANG RUN TEMPERATURE EXCURSIONS

Summary of Temperature Excursions
June 1, 2015 to June 30, 2015

Date	Duration	Max Temp (°C)	Cause	Remarks
June 10, 2015	0 hours 20 minutes	25.07	Model Uncertainty	The The temperature protocol conducted on Thursday, June 10 called for a one hour release to commence not later than 15:30. A release using both units at full gate opening was made from 15:00 - 16:00.

Summary of Temperature Excursions
July 1, 2015 to July 31, 2015

Date	Duration	Max Temp (°C)	Cause	Remarks
July 26, 2015	1 hours 00 minutes	25.37	Model Uncertainty	The temperature protocol conducted on Sunday, July 26 called for a one hour release ASAP not later than 14:30. A release using both units at full gate opening was made from 14:30 - 16:00.
July 28, 2015	0 hours 30 minutes	25.24	Model Uncertainty	The temperature protocol conducted on Tuesday, July 28 called for a two hour release to commence at 12:30. A release using both units at full gate opening was made from 12:30 - 14:30.
July 30, 2015	0 hours 20 minutes	25.21	Model Uncertainty	The temperature protocol conducted on Thursday, July 30 called for a release ASAP not later than 12:30 for one hour. A release using both units at full gate opening was made from 12:15 - 13:30.

Summary of Temperature Excursions
August 1, 2015 to August 31, 2015

Date	Duration	Max Temp (°C)	Cause	Remarks
August 2, 2015	0 hours 10 minutes	25.18	Model Uncertainty	The temperature protocol conducted on Sunday, August 2 called for a one hour release ASAP not later than 14:30. A release using both units at full gate opening was made from 14:00 - 15:00.
August 5, 2015	1 hours 40 minutes	26.01	Model Uncertainty	The temperature protocol conducted on Wednesday, August 5 called for a one hour release ASAP not later than 14:30. A release using both units at full gate opening was made from 14:30 - 15:30.
August 9, 2015	0 hours 10 minutes	25.01	Model Uncertainty	The temperature protocol conducted on Sunday, August 9 called for a one hour release ASAP not later than 14:30. A release using both units at full gate opening was made from 14:00 - 15:00.
August 16, 2015	0 hours 10 minutes	25.17	Model Uncertainty	The temperature protocol conducted on Sunday, August 16 called for a one hour release ASAP not later than 14:30. A release using both units at full gate opening was made from 14:30 - 15:30.

TEMPERATURE ENHANCEMENT PLAN DAILY SHEETS

YOUGHIOGHENY RIVER WATER TEMPERATURE ENHANCEMENT PLAN

Simulate a Re

168 = CFS River Flow at Oakland

June 1, 2015

Time	Predicted Maximum River Water Temperature Degree C	Deep Creek Action
0700	(23 to 26.4)	Temperature Plan not Required Today - Flow Exceeds 150 CFS
0900	(23 to 25.9)	
1100	(23 to 25.4)	
1200	(23 to 25.3)	
1400	(23 to 25.2)	
1500		

Print Info for

Tair °C	22.22	Air Temp, Elkins WV - Degree C	72	Air Temp, Elkins WV - Degree F
CCF	64	Cloud Cover Factor, Elkins WV	SHWRS	Cloud Cover, Elkins WV
T7	No Data	River Temp Sang Run @700		
T9	--	River Temp Sang Run @900		
T11	--	River Temp Sang Run @1100		
T12	--	River Temp Sang Run @1200		
T14	--	River Temp Sang Run @1400		
T15	--	River Temp Sang Run @1500		
Q	168.00	River Flow at Oakland		

Wh. trout - Release



YOUGHIOGHENY RIVER WATER TEMPERATURE ENHANCEMENT PLAN

Simulate a R:

118 = CFS River Flow at Oakland

June 2, 2015

Print Info for

Time	Predicted Maximum River Water Temperature Degree C	Deep Creek Action
0700	23.5 (23 to 26.4)	No Further Predictions Necessary Today
0900	(23 to 25.9)	
1100	(23 to 25.4)	
1200	(23 to 25.3)	
1400	(23 to 25.2)	
1500		

Tair °C	18.33	Air Temp, Elkins WV - Degree C	65	Air Temp, Elkins WV - Degree F
CCF	64	Cloud Cover Factor, Elkins WV	SHWRS	Cloud Cover, Elkins WV
T7	17.10	River Temp Sang Run @700		
T9	--	River Temp Sang Run @900		
T11	--	River Temp Sang Run @1100		
T12	--	River Temp Sang Run @1200		
T14	--	River Temp Sang Run @1400		
T15	--	River Temp Sang Run @1500		
Q	118.00	River Flow at Oakland		

YOUGHIOGHENY RIVER WATER TEMPERATURE ENHANCEMENT PLAN

Simulate a Re

156 = CFS River Flow at Oakland

June 3, 2015

Print Info for

Time	Predicted Maximum River Water Temperature Degree C	Deep Creek Action
0700	23.5 (23 to 26.4)	Temperature Plan not Required Today - Flow Exceeds 150 CFS
0900	23.5 (23 to 25.9)	
1100	23.5 (23 to 25.4)	
1200	23.5 (23 to 25.3)	
1400	23.5 (23 to 25.2)	
1500	23.5	

Tair °C	19.44	Air Temp, Elkins WV - Degree C	67	Air Temp, Elkins WV - Degree F
CCF	64	Cloud Cover Factor, Elkins WV	SHWRS	Cloud Cover, Elkins WV
T7	16.10	River Temp Sang Run @700		
T9	--	River Temp Sang Run @900		
T11	--	River Temp Sang Run @1100		
T12	--	River Temp Sang Run @1200		
T14	--	River Temp Sang Run @1400		
T15	--	River Temp Sang Run @1500		
Q	156.00	River Flow at Oakland		

YOUGHIOGHENY RIVER WATER TEMPERATURE ENHANCEMENT PLAN

Simulate a Re

115 = CFS River Flow at Oakland

June 4, 2015

Print Info for

Time	Predicted Maximum River Water Temperature Degree C	Deep Creek Action
0700	(23 to 26.4)	No Further Predictions Necessary Today
0900	(23 to 25.9)	
1100	(23 to 25.4)	
1200	(23 to 25.3)	
1400	(23 to 25.2)	
1500		

Tair °C	22.22	Air Temp, Elkins WV - Degree C	72	Air Temp, Elkins WV - Degree F
CCF	100	Cloud Cover Factor, Elkins WV	TSTRMS	Cloud Cover, Elkins WV
T7	14.90	River Temp Sang Run @700		
T9	--	River Temp Sang Run @900		
T11	--	River Temp Sang Run @1100		
T12	--	River Temp Sang Run @1200		
T14	--	River Temp Sang Run @1400		
T15	--	River Temp Sang Run @1500		
Q	115.00	River Flow at Oakland		

YOUGHIOGHENY RIVER WATER TEMPERATURE ENHANCEMENT PLAN

Simulate a R:

90 = CFS River Flow at Oakland

June 5, 2015

Time	Predicted Maximum River Water Temperature Degree C	Deep Creek Action
0700	25.80 (23 to 26.4)	No Further Predictions Necessary Today
0900	(23 to 25.9)	
1100	(23 to 25.4)	
1200	(23 to 25.3)	
1400	(23 to 25.2)	
1500		

Print Info for

Tair °C	23.89	Air Temp, Elkins WV - Degree C	75	Air Temp, Elkins WV - Degree F
CCF	100	Cloud Cover Factor, Elkins WV	TSTRMS	Cloud Cover, Elkins WV
T7	15.60	River Temp Sang Run @700		
T9	--	River Temp Sang Run @900		
T11	--	River Temp Sang Run @1100		
T12	--	River Temp Sang Run @1200		
T14	--	River Temp Sang Run @1400		
T15	--	River Temp Sang Run @1500		
Q	90.00	River Flow at Oakland		

OPERATOR - *al m...*

YOUGHIOGHENY RIVER WATER TEMPERATURE ENHANCEMENT PLAN

Simulate a Re

103 = CFS River Flow at Oakland

June 6, 2015

Print Info for

Time	Predicted Maximum River Water Temperature Degree C	Deep Creek Action
0700	25.41 (23 to 26.4)	No Further Predictions Necessary Today
0900	(23 to 25.9)	
1100	(23 to 25.4)	
1200	(23 to 25.3)	
1400	(23 to 25.2)	
1500		

Tair °C	24.44	Air Temp, Elkins WV - Degree C	76	Air Temp, Elkins WV - Degree F
CCF	100	Cloud Cover Factor, Elkins WV	TSTRMS	Cloud Cover, Elkins WV
T7	15.70	River Temp Sang Run @700		
T9	--	River Temp Sang Run @900		
T11	--	River Temp Sang Run @1100		
T12	--	River Temp Sang Run @1200		
T14	--	River Temp Sang Run @1400		
T15	--	River Temp Sang Run @1500		
Q	103.00	River Flow at Oakland		

Operator 

YOUGHIOGHENY RIVER WATER TEMPERATURE ENHANCEMENT PLAN

Simulate a Re

78 = CFS River Flow at Oakland

June 7, 2015

Print Info for

Time	Predicted Maximum River Water Temperature Degree C	Deep Creek Action
0700	21.26 (23 to 26.4)	Check Again at 0900
0900	21.04 (23 to 25.9)	Check Again at 1100
1100	23.58 (23 to 25.4)	Check Again at 1200
1200	22.84 (23 to 25.3)	Check Again at 1400
1400	23.22 (23 to 25.2)	Check Again at 1500
1500	23.08	Check Again Tomorrow at 0700

Tair °C	27.78	Air Temp, Elkins WV - Degree C
CCF	100	Cloud Cover Factor, Elkins WV
T7	15.40	River Temp Sang Run @700
T9	15.70	River Temp Sang Run @900
T11	17.60	River Temp Sang Run @1100
T12	18.10	River Temp Sang Run @1200
T14	20.40	River Temp Sang Run @1400
T15	21.30	River Temp Sang Run @1500
Q	78.00	River Flow at Oakland

82
TSTRMS

Air Temp, Elkins WV - Degree F
Cloud Cover, Elkins WV

OPERATOR - DL Mello

YOUGHIOGHENY RIVER WATER TEMPERATURE ENHANCEMENT PLAN

Simulate a Ra

UA = CFS River Flow at Oakland

June 8, 2015

Print Info for

Time	Predicted Maximum River Water Temperature Degree C	Deep Creek Action
0700	(23 to 26.4)	Need Flow Estimate to Proceed
0900	(23 to 25.9)	--
1100	(23 to 25.4)	--
1200	(23 to 25.3)	--
1400	(23 to 25.2)	--
1500		--

Tair °C	No Data	Air Temp, Elkins WV - Degree C	No Data	Air Temp, Elkins WV - Degree F
CCF	No Data	Cloud Cover Factor, Elkins WV	No Data	Cloud Cover, Elkins WV
T7	No Data	River Temp Sang Run @700		
T9	--	River Temp Sang Run @900		
T11	--	River Temp Sang Run @1100		
T12	--	River Temp Sang Run @1200		
T14	--	River Temp Sang Run @1400		
T15	--	River Temp Sang Run @1500		
Q	UA	River Flow at Oakland		

WHITewater RELEASE 1160 → 1400. TEMP PLAN N/A.

Tim B

R. Nelson S/S

YOUGHIOGHENY RIVER WATER TEMPERATURE ENHANCEMENT PLAN

Simulate a R2

70 = CFS River Flow at Oakland

June 9, 2015

Print Info for

Time	Predicted Maximum River Water Temperature Degree C	Deep Creek Action
0700	21.86 (23 to 26.4)	Check Again at 0900
0900	21.84 (23 to 25.9)	Check Again at 1100
1100	22.61 (23 to 25.4)	Check Again at 1200
1200	22.51 (23 to 25.3)	Check Again at 1400
1400	23.46 (23 to 25.2)	Check Again at 1500
1500	23.19	Check Again Tomorrow at 0700

Tair °C	23.89	Air Temp, Elkins WV - Degree C	75	Air Temp, Elkins WV - Degree F
CCF	64	Cloud Cover Factor, Elkins WV	SHWRS	Cloud Cover, Elkins WV
T7	17.90	River Temp Sang Run @700		
T9	18.00	River Temp Sang Run @900		
T11	18.70	River Temp Sang Run @1100		
T12	19.30	River Temp Sang Run @1200		
T14	21.40	River Temp Sang Run @1400		
T15	21.90	River Temp Sang Run @1500		
Q	70.00	River Flow at Oakland		

R. Nelson 6/09/15

YOUGHIOGHENY RIVER WATER TEMPERATURE ENHANCEMENT PLAN

Simulate a Re

78 = CFS River Flow at Oakland

June 10, 2015

Print Info for

Time	Predicted Maximum River Water Temperature Degree C	Deep Creek Action
0700	23.54 (23 to 26.4)	Check Again at 0900
0900	23.46 (23 to 25.9)	Check Again at 1100
1100	24.35 (23 to 25.4)	Check Again at 1200
1200	24.51 (23 to 25.3)	Check Again at 1400
1400	24.73 (23 to 25.2)	Check Again at 1500
1500	28.24	Release ASAP - not later than 1530 for 1 hour

Tair °C	28.33	Air Temp, Elkins WV - Degree C	83	Air Temp, Elkins WV - Degree F
CCF	9	Cloud Cover Factor, Elkins WV	MOSUNNY	Cloud Cover, Elkins WV
T7	16.50	River Temp Sang Run @700		
T9	16.70	River Temp Sang Run @900		
T11	18.00	River Temp Sang Run @1100		
T12	19.30	River Temp Sang Run @1200		
T14	22.00	River Temp Sang Run @1400		
T15	23.50	River Temp Sang Run @1500		
Q	78.00	River Flow at Oakland		

RELEASE STARTED @ 1500 AND WILL CONTINUE TO 1600.

Handwritten signature: R. Ineiken

YOUGHIOGHENY RIVER WATER TEMPERATURE ENHANCEMENT PLAN

Simulate a Re

56 = CFS River Flow at Oakland

June 11, 2015


Print Info for

Time	Predicted Maximum River Water Temperature Degree C	Deep Creek Action
0700	25.75 (23 to 26.4)	Check Again at 0900
0900	25.68 (23 to 25.9)	Check Again at 1100
1100	25.22 (23 to 25.4)	Release at 1230 for 2 Hours
1200	— (23 to 25.3)	—
1400	— (23 to 25.2)	—
1500	—	—

Tair °C	31.11	Air Temp, Elkins WV - Degree C
CCF	9	Cloud Cover Factor, Elkins WV
T7	17.80	River Temp Sang Run @700
T9	18.00	River Temp Sang Run @900
T11	19.70	River Temp Sang Run @1100
T12	--	River Temp Sang Run @1200
T14	--	River Temp Sang Run @1400
T15	--	River Temp Sang Run @1500
Q	56.00	River Flow at Oakland

88
MOSUNNY

Air Temp, Elkins WV - Degree F
Cloud Cover, Elkins WV



YOUGHIOGHENY RIVER WATER TEMPERATURE ENHANCEMENT PLAN

Simulate a Ra

46 = CFS River Flow at Oakland

June 12, 2015

Print Info for

Time	Predicted Maximum River Water Temperature Degree C	Deep Creek Action
0700	25.65 (23 to 26.4)	Check Again at 0900
0900	(23 to 25.9)	Input 0900 SANG RUN Temp
1100	(23 to 25.4)	Input 0900 SANG RUN Temp
1200	(23 to 25.3)	Input 0900 SANG RUN Temp
1400	(23 to 25.2)	Input 0900 SANG RUN Temp
1500		Input 0900 SANG RUN Temp

Tair °C	30.00	Air Temp, Elkins WV - Degree C	86	Air Temp, Elkins WV - Degree F
CCF	36	Cloud Cover Factor, Elkins WV	PTCLDY	Cloud Cover, Elkins WV
T7	18.90	River Temp Sang Run @700		
T9	--	River Temp Sang Run @900		
T11	--	River Temp Sang Run @1100		
T12	--	River Temp Sang Run @1200		
T14	--	River Temp Sang Run @1400		
T15	--	River Temp Sang Run @1500		
Q	46.00	River Flow at Oakland		

WHITE WATER RELEASE @ HE 1100



YOUGHIOGHENY RIVER WATER TEMPERATURE ENHANCEMENT PLAN

Simulate a R2

60 = CFS River Flow at Oakland

June 13, 2015

Print Info for

Time	Predicted Maximum River Water Temperature Degree C	Deep Creek Action
0700	23.88 (23 to 26.4)	Check Again at 0900
0900	23.58 (23 to 25.9)	Check Again at 1100
1100	23.89 (23 to 25.4)	Check Again at 1200
1200	23.79 (23 to 25.3)	Check Again at 1400
1400	23.57 (23 to 25.2)	Check Again at 1500
1500	24.14	Check Again Tomorrow at 0700

Tair °C	28.33	Air Temp, Elkins WV - Degree C	83	Air Temp, Elkins WV - Degree F
CCF	100	Cloud Cover Factor, Elkins WV	TSTRMS	Cloud Cover, Elkins WV
T7	20.50	River Temp Sang Run @700		
T9	20.70	River Temp Sang Run @900		
T11	20.70	River Temp Sang Run @1100		
T12	21.00	River Temp Sang Run @1200		
T14	21.90	River Temp Sang Run @1400		
T15	23.00	River Temp Sang Run @1500		
Q	60.00	River Flow at Oakland		



YOUGHIOGHENY RIVER WATER TEMPERATURE ENHANCEMENT PLAN


Simulate a R2

151 = CFS River Flow at Oakland

June 14, 2015

Print Info for

Time	Predicted Maximum River Water Temperature Degree C	Deep Creek Action
0700	22.43 (23 to 26.4)	Temperature Plan not Required Today - Flow Exceeds 150 CFS
0900	(23 to 25.9)	-
1100	(23 to 25.4)	-
1200	(23 to 25.3)	-
1400	(23 to 25.2)	-
1500		-

Tair °C	28.89	Air Temp, Elkins WV - Degree C	84	Air Temp, Elkins WV - Degree F
CCF	100	Cloud Cover Factor, Elkins WV	TSTRMS	Cloud Cover, Elkins WV
T7	20.40	River Temp Sang Run @700		
T9	--	River Temp Sang Run @900		
T11	--	River Temp Sang Run @1100		
T12	--	River Temp Sang Run @1200		
T14	--	River Temp Sang Run @1400		
T15	--	River Temp Sang Run @1500		
Q	151.00	River Flow at Oakland		

YOUGHIOGHENY RIVER WATER TEMPERATURE ENHANCEMENT PLAN

Simulate a Re

168 = CFS River Flow at Oakland

June 15, 2015

Print Info for

Time	Predicted Maximum River Water Temperature Degree C	Deep Creek Action
0700	(23 to 26.4)	Temperature Plan not Required Today - Flow Exceeds 150 CFS
0900	(23 to 25.9)	--
1100	(23 to 25.4)	--
1200	(23 to 25.3)	--
1400	(23 to 25.2)	--
1500		--

Tair °C	28.89	Air Temp, Elkins WV - Degree C	84	Air Temp, Elkins WV - Degree F
CCF	64	Cloud Cover Factor, Elkins WV	SHWRS	Cloud Cover, Elkins WV
T7	No Data	River Temp Sang Run @700		
T9	--	River Temp Sang Run @900		
T11	--	River Temp Sang Run @1100		
T12	--	River Temp Sang Run @1200		
T14	--	River Temp Sang Run @1400		
T15	--	River Temp Sang Run @1500		
Q	168.00	River Flow at Oakland		

YOUGHIOGHENY RIVER WATER TEMPERATURE ENHANCEMENT PLAN

Simulate a R

357 = CFS River Flow at Oakland

June 16, 2015

Print Info for

Time	Predicted Maximum River Water Temperature Degree C	Deep Creek Action
0700	22.17 (23 to 26.4)	Temperature Plan not Required Today - Flow Exceeds 150 CFS
0900	(23 to 25.9)	
1100	(23 to 25.4)	
1200	(23 to 25.3)	
1400	(23 to 25.2)	
1500		

Tair °C	27.78	Air Temp, Elkins WV - Degree C	82	Air Temp, Elkins WV - Degree F
CCF	100	Cloud Cover Factor, Elkins WV	TSTRMS	Cloud Cover, Elkins WV
T7	20.70	River Temp Sang Run @700		
T9	--	River Temp Sang Run @900		
T11	--	River Temp Sang Run @1100		
T12	--	River Temp Sang Run @1200		
T14	--	River Temp Sang Run @1400		
T15	--	River Temp Sang Run @1500		
Q	357.00	River Flow at Oakland		

YOUGHIOGHENY RIVER WATER TEMPERATURE ENHANCEMENT PLAN

Simulate a R2

233 = CFS River Flow at Oakland

June 17, 2015

Print Info for

Time	Predicted Maximum River Water Temperature Degree C	Deep Creek Action
0700	21.85 (23 to 26.4)	Temperature Plan not Required Today - Flow Exceeds 150 CFS
0900	(23 to 25.9)	-
1100	(23 to 25.4)	-
1200	(23 to 25.3)	-
1400	(23 to 25.2)	-
1500		-

Tair °C	26.11	Air Temp, Elkins WV - Degree C	79	Air Temp, Elkins WV - Degree F
CCF	64	Cloud Cover Factor, Elkins WV	SHWRS	Cloud Cover, Elkins WV
T7	19.30	River Temp Sang Run @700		
T9	--	River Temp Sang Run @900		
T11	--	River Temp Sang Run @1100		
T12	--	River Temp Sang Run @1200		
T14	--	River Temp Sang Run @1400		
T15	--	River Temp Sang Run @1500		
Q	233.00	River Flow at Oakland		

YOUGHIOGHENY RIVER WATER TEMPERATURE ENHANCEMENT PLAN

Simulate a Run

507 = CFS River Flow at Oakland

June 18, 2015

Print Info for

Time	Predicted Maximum River Water Temperature Degree C	Deep Creek Action
0700	21.85 (23 to 26.4)	Temperature Plan not Required Today - Flow Exceeds 150 CFS
0900	(23 to 25.9)	
1100	(23 to 25.4)	
1200	(23 to 25.3)	
1400	(23 to 25.2)	
1500		

Tair °C	28.89	Air Temp, Elkins WV - Degree C	84	Air Temp, Elkins WV - Degree F
CCF	100	Cloud Cover Factor, Elkins WV	TSTRMS	Cloud Cover, Elkins WV
T7	18.70	River Temp Sang Run @700		
T9	--	River Temp Sang Run @900		
T11	--	River Temp Sang Run @1100		
T12	--	River Temp Sang Run @1200		
T14	--	River Temp Sang Run @1400		
T15	--	River Temp Sang Run @1500		
Q	507.00	River Flow at Oakland		

03 788

YOUGHIOGHENY RIVER WATER TEMPERATURE ENHANCEMENT PLAN

Simulate a R2


409 = CFS River Flow at Oakland

June 19, 2015

Print Info for

Time	Predicted Maximum River Water Temperature Degree C	Deep Creek Action
0700	(23 to 26.4)	Temperature Plan not Required Today - Flow Exceeds 150 CFS
0900	(23 to 25.9)	
1100	(23 to 25.4)	
1200	(23 to 25.3)	
1400	(23 to 25.2)	
1500		

Tair °C	25.00	Air Temp, Elkins WV - Degree C	77	Air Temp, Elkins WV - Degree F
CCF	64	Cloud Cover Factor, Elkins WV	SHWRS	Cloud Cover, Elkins WV
T7	No Data	River Temp Sang Run @700		
T9	--	River Temp Sang Run @900		
T11	--	River Temp Sang Run @1100		
T12	--	River Temp Sang Run @1200		
T14	--	River Temp Sang Run @1400		
T15	--	River Temp Sang Run @1500		
Q	409.00	River Flow at Oakland		

AWK


YOUGHIOGHENY RIVER WATER TEMPERATURE ENHANCEMENT PLAN

Simulate a Ra

UA = CFS River Flow at Oakland

June 20, 2015

Print Info for

Time	Predicted Maximum River Water Temperature Degree C	Deep Creek Action
0700	(23 to 26.4)	Need Flow Estimate to Proceed
0900	(23 to 25.9)	-
1100	(23 to 25.4)	-
1200	(23 to 25.3)	-
1400	(23 to 25.2)	-
1500		-

Tair °C	25.00	Air Temp, Elkins WV - Degree C	77	Air Temp, Elkins WV - Degree F
CCF	100	Cloud Cover Factor, Elkins WV	RAIN	Cloud Cover, Elkins WV
T7	No Data	River Temp Sang Run @700		
T9	--	River Temp Sang Run @900		
T11	--	River Temp Sang Run @1100		
T12	--	River Temp Sang Run @1200		
T14	--	River Temp Sang Run @1400		
T15	--	River Temp Sang Run @1500		
Q	UA	River Flow at Oakland		

WWR

YOUGHIOGHENY RIVER WATER TEMPERATURE ENHANCEMENT PLAN

Simulate a Ra

2120 = CFS River Flow at Oakland

June 21, 2015

Print Info for

Time	Predicted Maximum River Water Temperature Degree C	Deep Creek Action
0700	(23 to 26.4)	Temperature Plan not Required Today - Flow Exceeds 150 CFS
0900	(23 to 25.9)	
1100	(23 to 25.4)	
1200	(23 to 25.3)	
1400	(23 to 25.2)	
1500		

Tair °C	26.67	Air Temp, Elkins WV - Degree C	80	Air Temp, Elkins WV - Degree F
CCF	64	Cloud Cover Factor, Elkins WV	SHWRS	Cloud Cover, Elkins WV
T7	No Data	River Temp Sang Run @700		
T9	--	River Temp Sang Run @900		
T11	--	River Temp Sang Run @1100		
T12	--	River Temp Sang Run @1200		
T14	--	River Temp Sang Run @1400		
T15	--	River Temp Sang Run @1500		
Q	2120.00	River Flow at Oakland		

YOUGHIOGHENY RIVER WATER TEMPERATURE ENHANCEMENT PLAN

Simulate a Re

1130 = CFS River Flow at Oakland

June 22, 2015

Print Info for

Time	Predicted Maximum River Water Temperature Degree C	
0700	22.75 (23 to 26.4)	Temperature Plan not Required Today - Flow Exceeds 150 CFS
0900	(23 to 25.9)	-
1100	(23 to 25.4)	-
1200	(23 to 25.3)	-
1400	(23 to 25.2)	-
1500		-

Tair °C	29.44	Air Temp, Elkins WV - Degree C	85	Air Temp, Elkins WV - Degree F
CCF	16	Cloud Cover Factor, Elkins WV	FAIR	Cloud Cover, Elkins WV
T7	16.10	River Temp Sang Run @700		
T9	--	River Temp Sang Run @900		
T11	--	River Temp Sang Run @1100		
T12	--	River Temp Sang Run @1200		
T14	--	River Temp Sang Run @1400		
T15	--	River Temp Sang Run @1500		
Q	1130.00	River Flow at Oakland		

YOUGHIOGHENY RIVER WATER TEMPERATURE ENHANCEMENT PLAN

Simulate a Ra

564 = CFS River Flow at Oakland

June 23, 2015

Print Info for

Time	Predicted Maximum River Water Temperature Degree C	
		<u>Deep Creek Action</u>
0700	23.49 (23 to 26.4)	Temperature Plan not Required Today - Flow Exceeds 150 CFS
0900	(23 to 25.9)	
1100	(23 to 25.4)	
1200	(23 to 25.3)	
1400	(23 to 25.2)	
1500		

Tair °C	29.44	Air Temp, Elkins WV - Degree C
CCF	16	Cloud Cover Factor, Elkins WV
T7	18.30	River Temp Sang Run @700
T9	--	River Temp Sang Run @900
T11	--	River Temp Sang Run @1100
T12	--	River Temp Sang Run @1200
T14	--	River Temp Sang Run @1400
T15	--	River Temp Sang Run @1500
Q	564.00	River Flow at Oakland

85
FAIR

Air Temp, Elkins WV - Degree F
Cloud Cover, Elkins WV



YOUGHIOGHENY RIVER WATER TEMPERATURE ENHANCEMENT PLAN

Simulate a Re

641 = CFS River Flow at Oakland

June 24, 2015

Print Info for

Time	Predicted Maximum River Water Temperature Degree C	Deep Creek Action
0700	21.94 (23 to 26.4)	Temperature Plan not Required Today - Flow Exceeds 150 CFS
0900	(23 to 25.9)	
1100	(23 to 25.4)	
1200	(23 to 25.3)	
1400	(23 to 25.2)	
1500		

Tair °C	26.11	Air Temp, Elkins WV - Degree C
CCF	36	Cloud Cover Factor, Elkins WV
T7	18.00	River Temp Sang Run @700
T9	--	River Temp Sang Run @900
T11	--	River Temp Sang Run @1100
T12	--	River Temp Sang Run @1200
T14	--	River Temp Sang Run @1400
T15	--	River Temp Sang Run @1500
Q	641.00	River Flow at Oakland

79
HAZE

Air Temp, Elkins WV - Degree F
Cloud Cover, Elkins WV

YOUGHIOGHENY RIVER WATER TEMPERATURE ENHANCEMENT PLAN

Simulate a Ra

347 = CFS River Flow at Oakland

June 25, 2015

Print Info for

Time	Predicted Maximum River Water Temperature Degree C	Deep Creek Action
0700	22.19 (23 to 26.4)	Temperature Plan not Required Today - Flow Exceeds 150 CFS
0900	(23 to 25.9)	-
1100	(23 to 25.4)	-
1200	(23 to 25.3)	-
1400	(23 to 25.2)	-
1500		-

Tair °C	27.22	Air Temp, Elkins WV - Degree C
CCF	36	Cloud Cover Factor, Elkins WV
T7	17.70	River Temp Sang Run @700
T9	--	River Temp Sang Run @900
T11	--	River Temp Sang Run @1100
T12	--	River Temp Sang Run @1200
T14	--	River Temp Sang Run @1400
T15	--	River Temp Sang Run @1500
Q	347.00	River Flow at Oakland

81
PTCLDY

Air Temp, Elkins WV - Degree F
Cloud Cover, Elkins WV

Handwritten signature

YOUGHIOGHENY RIVER WATER TEMPERATURE ENHANCEMENT PLAN

Simulate a Ra

280 = CFS River Flow at Oakland

June 26, 2015

Print Info for

Time	Predicted Maximum River Water Temperature Degree C	Deep Creek Action
0700	23.3 (23 to 26.4)	Temperature Plan not Required Today - Flow Exceeds 150 CFS
0900	(23 to 25.9)	-
1100	(23 to 25.4)	-
1200	(23 to 25.3)	-
1400	(23 to 25.2)	-
1500		-

Tair °C	25.56	Air Temp, Elkins WV - Degree C	78	Air Temp, Elkins WV - Degree F
CCF	100	Cloud Cover Factor, Elkins WV	RAIN	Cloud Cover, Elkins WV
T7	15.30	River Temp Sang Run @700		
T9	--	River Temp Sang Run @900		
T11	--	River Temp Sang Run @1100		
T12	--	River Temp Sang Run @1200		
T14	--	River Temp Sang Run @1400		
T15	--	River Temp Sang Run @1500		
Q	280.00	River Flow at Oakland		

R. McLean
6/26/15

YOUGHIOGHENY RIVER WATER TEMPERATURE ENHANCEMENT PLAN

Simulate a R

248 = CFS River Flow at Oakland

June 27, 2015

Print Info for

Time	Predicted Maximum River Water Temperature Degree C	Deep Creek Action
0700	(23 to 26.4)	Temperature Plan not Required Today - Flow Exceeds 150 CFS
0900	(23 to 25.9)	
1100	(23 to 25.4)	
1200	(23 to 25.3)	
1400	(23 to 25.2)	
1500		

Tair °C	25.56	Air Temp, Elkins WV - Degree C	78	Air Temp, Elkins WV - Degree F
CCF	100	Cloud Cover Factor, Elkins WV	RAIN	Cloud Cover, Elkins WV
T7	14.70	River Temp Sang Run @700		
T9	--	River Temp Sang Run @900		
T11	--	River Temp Sang Run @1100		
T12	--	River Temp Sang Run @1200		
T14	--	River Temp Sang Run @1400		
T15	--	River Temp Sang Run @1500		
Q	248.00	River Flow at Oakland		

R. McLean 6/27/15

YOUGHIOGHENY RIVER WATER TEMPERATURE ENHANCEMENT PLAN

Simulate a R

1270 = CFS River Flow at Oakland

June 28, 2015

Print Info for

Time	Predicted Maximum River Water Temperature Degree C	Deep Creek Action
0700	(23 to 26.4)	Temperature Plan not Required Today - Flow Exceeds 150 CFS
0900	(23 to 25.9)	
1100	(23 to 25.4)	
1200	(23 to 25.3)	
1400	(23 to 25.2)	
1500		

Tair °C	17.78	Air Temp, Elkins WV - Degree C	64	Air Temp, Elkins WV - Degree F
CCF	64	Cloud Cover Factor, Elkins WV	SHWRS	Cloud Cover, Elkins WV
T7	No Data	River Temp Sang Run @700		
T9	--	River Temp Sang Run @900		
T11	--	River Temp Sang Run @1100		
T12	--	River Temp Sang Run @1200		
T14	--	River Temp Sang Run @1400		
T15	--	River Temp Sang Run @1500		
Q	1270.00	River Flow at Oakland		

6/28/15

YOUGHIOGHENY RIVER WATER TEMPERATURE ENHANCEMENT PLAN

Simulate a Run

752 = CFS River Flow at Oakland

June 29, 2015

Print Info for

Time	Predicted Maximum River Water Temperature Degree C	Deep Creek Action
0700	(23 to 26.4)	Temperature Plan not Required Today - Flow Exceeds 150 CFS
0900	(23 to 25.9)	
1100	(23 to 25.4)	
1200	(23 to 25.3)	
1400	(23 to 25.2)	
1500		

Tair °C	25.00	Air Temp, Elkins WV - Degree C	77	Air Temp, Elkins WV - Degree F
CCF	100	Cloud Cover Factor, Elkins WV	CLOUDY	Cloud Cover, Elkins WV
T7	No Data	River Temp Sang Run @700		
T9	--	River Temp Sang Run @900		
T11	--	River Temp Sang Run @1100		
T12	--	River Temp Sang Run @1200		
T14	--	River Temp Sang Run @1400		
T15	--	River Temp Sang Run @1500		
Q	752.00	River Flow at Oakland		

WWR canceled

Riversville > 1300 CFS

Handwritten signatures and initials, including a large signature at the top and another at the bottom.

YOUGHIOGHENY RIVER WATER TEMPERATURE ENHANCEMENT PLAN

Simulate a R2

501 = CFS River Flow at Oakland

June 30, 2015

Print Info for

Time	Predicted Maximum River Water Temperature Degree C	Deep Creek Action
0700	25.9 (23 to 26.4)	Temperature Plan not Required Today - Flow Exceeds 150 CFS
0900	(23 to 25.9)	
1100	(23 to 25.4)	
1200	(23 to 25.3)	
1400	(23 to 25.2)	
1500		

Tair °C	26.11	Air Temp, Elkins WV - Degree C	79	Air Temp, Elkins WV - Degree F
CCF	100	Cloud Cover Factor, Elkins WV	TSTRMS	Cloud Cover, Elkins WV
T7	15.80	River Temp Sang Run @700		
T9	--	River Temp Sang Run @900		
T11	--	River Temp Sang Run @1100		
T12	--	River Temp Sang Run @1200		
T14	--	River Temp Sang Run @1400		
T15	--	River Temp Sang Run @1500		
Q	501.00	River Flow at Oakland		

YOUGHIOGHENY RIVER WATER TEMPERATURE ENHANCEMENT PLAN

Simulate a R2

393 = CFS River Flow at Oakland

July 1, 2015

Print Info for

Time	Predicted Maximum River Water Temperature Degree C	Deep Creek Action
0700	20.07 (23 to 26.4)	Temperature Plan not Required Today - Flow Exceeds 150 CFS
0900	-- (23 to 25.9)	--
1100	-- (23 to 25.4)	--
1200	-- (23 to 25.3)	--
1400	-- (23 to 25.2)	--
1500	--	--

Tair °C	25.56	Air Temp, Elkins WV - Degree C	78	Air Temp, Elkins WV - Degree F
CCF	100	Cloud Cover Factor, Elkins WV	TSTRMS	Cloud Cover, Elkins WV
T7	16.60	River Temp Sang Run @700		
T9	--	River Temp Sang Run @900		
T11	--	River Temp Sang Run @1100		
T12	--	River Temp Sang Run @1200		
T14	--	River Temp Sang Run @1400		
T15	--	River Temp Sang Run @1500		
Q	393.00	River Flow at Oakland		

YOUGHIOGHENY RIVER WATER TEMPERATURE ENHANCEMENT PLAN

Simulate a R2

276 = CFS River Flow at Oakland

July 2, 2015

Print Info for

Time	Predicted Maximum River Water Temperature Degree C	Deep Creek Action
0700	19.58 (23 to 26.4)	Temperature Plan not Required Today - Flow Exceeds 150 CFS
0900	-- (23 to 25.9)	--
1100	-- (23 to 25.4)	--
1200	-- (23 to 25.3)	--
1400	-- (23 to 25.2)	--
1500	--	--

Tair °C	24.44	Air Temp, Elkins WV - Degree C	76	Air Temp, Elkins WV - Degree F
CCF	100	Cloud Cover Factor, Elkins WV	TSTRMS	Cloud Cover, Elkins WV
T7	16.20	River Temp Sang Run @700		
T9	--	River Temp Sang Run @900		
T11	--	River Temp Sang Run @1100		
T12	--	River Temp Sang Run @1200		
T14	--	River Temp Sang Run @1400		
T15	--	River Temp Sang Run @1500		
Q	276.00	River Flow at Oakland		

YOUGHIOGHENY RIVER WATER TEMPERATURE ENHANCEMENT PLAN

Simulate a Re

218 = CFS River Flow at Oakland

July 3, 2015

Print Info for

Time	Predicted Maximum River Water Temperature Degree C	Deep Creek Action
0700	19.23 (23 to 26.4)	Temperature Plan not Required Today - Flow Exceeds 150 CFS
0900	-- (23 to 25.9)	
1100	-- (23 to 25.4)	
1200	-- (23 to 25.3)	
1400	-- (23 to 25.2)	
1500	--	

Tair °C	23.89	Air Temp, Elkins WV - Degree C	75	Air Temp, Elkins WV - Degree F
CCF	100	Cloud Cover Factor, Elkins WV	CLOUDY	Cloud Cover, Elkins WV
T7	15.70	River Temp Sang Run @700		
T9	--	River Temp Sang Run @900		
T11	--	River Temp Sang Run @1100		
T12	--	River Temp Sang Run @1200		
T14	--	River Temp Sang Run @1400		
T15	--	River Temp Sang Run @1500		
Q	218.00	River Flow at Oakland		

YOUGHIOGHENY RIVER WATER TEMPERATURE ENHANCEMENT PLAN

Simulate a Re

241 = CFS River Flow at Oakland

July 4, 2015

Print Info for

Time	Predicted Maximum River Water Temperature Degree C	Deep Creek Action
0700	20.43 (23 to 26.4)	Temperature Plan not Required Today - Flow Exceeds 150 CFS
0900	-- (23 to 25.9)	
1100	-- (23 to 25.4)	
1200	-- (23 to 25.3)	
1400	-- (23 to 25.2)	
1500	--	

Tair °C	24.44	Air Temp, Elkins WV - Degree C	76	Air Temp, Elkins WV - Degree F
CCF	64	Cloud Cover Factor, Elkins WV	SHWRS	Cloud Cover, Elkins WV
T7	16.70	River Temp Sang Run @700		
T9	--	River Temp Sang Run @900		
T11	--	River Temp Sang Run @1100		
T12	--	River Temp Sang Run @1200		
T14	--	River Temp Sang Run @1400		
T15	--	River Temp Sang Run @1500		
Q	241.00	River Flow at Oakland		

YOUGHIOGHENY RIVER WATER TEMPERATURE ENHANCEMENT PLAN

Simulate a Re

260 = CFS River Flow at Oakland

July 5, 2015

Print Info for

Time	Predicted Maximum River Water Temperature Degree C	Deep Creek Action
0700	21.39 (23 to 26.4)	Temperature Plan not Required Today - Flow Exceeds 150 CFS
0900	-- (23 to 25.9)	
1100	-- (23 to 25.4)	
1200	-- (23 to 25.3)	
1400	-- (23 to 25.2)	
1500	--	

Tair °C	27.22	Air Temp, Elkins WV - Degree C	81	Air Temp, Elkins WV - Degree F
CCF	64	Cloud Cover Factor, Elkins WV	SHWRS	Cloud Cover, Elkins WV
T7	16.90	River Temp Sang Run @700		
T9	--	River Temp Sang Run @900		
T11	--	River Temp Sang Run @1100		
T12	--	River Temp Sang Run @1200		
T14	--	River Temp Sang Run @1400		
T15	--	River Temp Sang Run @1500		
Q	260.00	River Flow at Oakland		

YOUGHIOGHENY RIVER WATER TEMPERATURE ENHANCEMENT PLAN

Simulate a R:

564 = CFS River Flow at Oakland

July 6, 2015

Print Info for

Time	Predicted Maximum River Water Temperature Degree C	Deep Creek Action
0700	20.97 (23 to 26.4)	Temperature Plan not Required Today - Flow Exceeds 150 CFS
0900	-- (23 to 25.9)	
1100	-- (23 to 25.4)	
1200	-- (23 to 25.3)	
1400	-- (23 to 25.2)	
1500	--	

Tair °C	24.44	Air Temp, Elkins WV - Degree C	76	Air Temp, Elkins WV - Degree F
CCF	64	Cloud Cover Factor, Elkins WV	SHWRS	Cloud Cover, Elkins WV
T7	18.30	River Temp Sang Run @700		
T9	--	River Temp Sang Run @900		
T11	--	River Temp Sang Run @1100		
T12	--	River Temp Sang Run @1200		
T14	--	River Temp Sang Run @1400		
T15	--	River Temp Sang Run @1500		
Q	564.00	River Flow at Oakland		

J. M. O'Neil

YOUGHIOGHENY RIVER WATER TEMPERATURE ENHANCEMENT PLAN

Simulate a Re

532 = CFS River Flow at Oakland

July 7, 2015

Print Info for

Time	Predicted Maximum River Water Temperature Degree C	Deep Creek Action
0700	22.93 (23 to 26.4)	Temperature Plan not Required Today - Flow Exceeds 150 CFS
0900	-- (23 to 25.9)	
1100	-- (23 to 25.4)	
1200	-- (23 to 25.3)	
1400	-- (23 to 25.2)	
1500	--	

Tair °C	28.89	Air Temp, Elkins WV - Degree C	84	Air Temp, Elkins WV - Degree F
CCF	36	Cloud Cover Factor, Elkins WV	HAZE	Cloud Cover, Elkins WV
T7	18.30	River Temp Sang Run @700		
T9	--	River Temp Sang Run @900		
T11	--	River Temp Sang Run @1100		
T12	--	River Temp Sang Run @1200		
T14	--	River Temp Sang Run @1400		
T15	--	River Temp Sang Run @1500		
Q	532.00	River Flow at Oakland		

Joy M. Q. ad
R. Nelson 7/7/15

YOUGHIOGHENY RIVER WATER TEMPERATURE ENHANCEMENT PLAN

Simulate a Re

301 = CFS River Flow at Oakland

July 8, 2015

Print Info for

Time	Predicted Maximum River Water Temperature Degree C	Deep Creek Action
0700	20.67 (23 to 26.4)	Temperature Plan not Required Today - Flow Exceeds 150 CFS
0900	-- (23 to 25.9)	
1100	-- (23 to 25.4)	
1200	-- (23 to 25.3)	
1400	-- (23 to 25.2)	
1500	--	

Tair °C	25.00	Air Temp, Elkins WV - Degree C	77	Air Temp, Elkins WV - Degree F
CCF	100	Cloud Cover Factor, Elkins WV	RAIN	Cloud Cover, Elkins WV
T7	18.90	River Temp Sang Run @700		
T9	--	River Temp Sang Run @900		
T11	--	River Temp Sang Run @1100		
T12	--	River Temp Sang Run @1200		
T14	--	River Temp Sang Run @1400		
T15	--	River Temp Sang Run @1500		
Q	301.00	River Flow at Oakland		

Jay M. O'Neil
R. McKenna

YOUGHIOGHENY RIVER WATER TEMPERATURE ENHANCEMENT PLAN

Simulate a Re

766 = CFS River Flow at Oakland

July 9, 2015

Print Info for

Time	Predicted Maximum River Water Temperature Degree C	Deep Creek Action
0700	21.66 (23 to 26.4)	Temperature Plan not Required Today - Flow Exceeds 150 CFS
0900	-- (23 to 25.9)	
1100	-- (23 to 25.4)	
1200	-- (23 to 25.3)	
1400	-- (23 to 25.2)	
1500	--	

Tair °C	27.22	Air Temp, Elkins WV - Degree C	81	Air Temp, Elkins WV - Degree F
CCF	64	Cloud Cover Factor, Elkins WV	SHWRS	Cloud Cover, Elkins WV
T7	17.70	River Temp Sang Run @700		
T9	--	River Temp Sang Run @900		
T11	--	River Temp Sang Run @1100		
T12	--	River Temp Sang Run @1200		
T14	--	River Temp Sang Run @1400		
T15	--	River Temp Sang Run @1500		
Q	766.00	River Flow at Oakland		

Jay M. Deard
R. Melton

YOUGHIOGHENY RIVER WATER TEMPERATURE ENHANCEMENT PLAN

1660 = CFS River Flow at Oakland

July 10, 2015

Simulate a Re

Print Info for

Time	Predicted Maximum River Water Temperature Degree C	
		Deep Creek Action
0700	20.07 (23 to 26.4)	Temperature Plan not Required Today - Flow Exceeds 150 CFS
0900	-- (23 to 25.9)	--
1100	-- (23 to 25.4)	--
1200	-- (23 to 25.3)	--
1400	-- (23 to 25.2)	--
1500	--	--

Tair °C	23.89	Air Temp, Elkins WV - Degree C	75	Air Temp, Elkins WV - Degree F
CCF	100	Cloud Cover Factor, Elkins WV	OVRCAST	Cloud Cover, Elkins WV
T7	18.20	River Temp Sang Run @700		
T9	--	River Temp Sang Run @900		
T11	--	River Temp Sang Run @1100		
T12	--	River Temp Sang Run @1200		
T14	--	River Temp Sang Run @1400		
T15	--	River Temp Sang Run @1500		
Q	1660.00	River Flow at Oakland		



YOUGHIOGHENY RIVER WATER TEMPERATURE ENHANCEMENT PLAN

Simulate a Re

814 = CFS River Flow at Oakland

July 11, 2015

Print Info for

Time	Predicted Maximum River Water Temperature Degree C	
		Deep Creek Action
0700	20.31 (23 to 26.4)	Temperature Plan not Required Today - Flow Exceeds 150 CFS
0900	-- (23 to 25.9)	
1100	-- (23 to 25.4)	
1200	-- (23 to 25.3)	
1400	-- (23 to 25.2)	
1500	--	

Tair °C	25.56	Air Temp, Elkins WV - Degree C	78	Air Temp, Elkins WV - Degree F
CCF	100	Cloud Cover Factor, Elkins WV	OVRCAST	Cloud Cover, Elkins WV
T7	17.30	River Temp Sang Run @700		
T9	--	River Temp Sang Run @900		
T11	--	River Temp Sang Run @1100		
T12	--	River Temp Sang Run @1200		
T14	--	River Temp Sang Run @1400		
T15	--	River Temp Sang Run @1500		
Q	814.00	River Flow at Oakland		

YOUGHIOGHENY RIVER WATER TEMPERATURE ENHANCEMENT PLAN

477 = CFS River Flow at Oakland

July 12, 2015

Simulate a Re

Print Info for

Time	Predicted Maximum River Water Temperature Degree C	
		Deep Creek Action
0700	18.81 (23 to 26.4)	Temperature Plan not Required Today - Flow Exceeds 150 CFS
0900	-- (23 to 25.9)	--
1100	-- (23 to 25.4)	--
1200	-- (23 to 25.3)	--
1400	-- (23 to 25.2)	--
1500	--	--

Tair °C	24.44	Air Temp, Elkins WV - Degree C	76	Air Temp, Elkins WV - Degree F
CCF	100	Cloud Cover Factor, Elkins WV	RAIN	Cloud Cover, Elkins WV
T7	17.20	River Temp Sang Run @700		
T9	--	River Temp Sang Run @900		
T11	--	River Temp Sang Run @1100		
T12	--	River Temp Sang Run @1200		
T14	--	River Temp Sang Run @1400		
T15	--	River Temp Sang Run @1500		
Q	477.00	River Flow at Oakland		

YOUGHIOGHENY RIVER WATER TEMPERATURE ENHANCEMENT PLAN

328 = CFS River Flow at Oakland

July 13, 2015

Simulate a Re

Print Info for

Time	Predicted Maximum River Water Temperature Degree C	
		Deep Greek Action
0700	20.87 (23 to 26.4)	Temperature Plan not Required Today - Flow Exceeds 150 CFS
0900	-- (23 to 25.9)	
1100	-- (23 to 25.4)	
1200	-- (23 to 25.3)	
1400	-- (23 to 25.2)	
1500	--	

Tair °C	26.67	Air Temp, Elkins WV - Degree C	80	Air Temp, Elkins WV - Degree F
CCF	100	Cloud Cover Factor, Elkins WV	RAIN	Cloud Cover, Elkins WV
T7	17.90	River Temp Sang Run @700		
T9	--	River Temp Sang Run @900		
T11	--	River Temp Sang Run @1100		
T12	--	River Temp Sang Run @1200		
T14	--	River Temp Sang Run @1400		
T15	--	River Temp Sang Run @1500		
Q	328.00	River Flow at Oakland		

rwj

YOUGHIOGHENY RIVER WATER TEMPERATURE ENHANCEMENT PLAN

Simulate a Re

426 = CFS River Flow at Oakland

July 14, 2015

Print Info for

Time	Predicted Maximum River Water Temperature Degree C	Deep Creek Action
0700	21.13 (23 to 26.4)	Temperature Plan not Required Today - Flow Exceeds 150 CFS
0900	-- (23 to 25.9)	
1100	-- (23 to 25.4)	
1200	-- (23 to 25.3)	
1400	-- (23 to 25.2)	
1500	--	

Tair °C	28.33	Air Temp, Elkins WV - Degree C	83	Air Temp, Elkins WV - Degree F
CCF	100	Cloud Cover Factor, Elkins WV	TSTRMS	Cloud Cover, Elkins WV
T7	17.10	River Temp Sang Run @700		
T9	--	River Temp Sang Run @900		
T11	--	River Temp Sang Run @1100		
T12	--	River Temp Sang Run @1200		
T14	--	River Temp Sang Run @1400		
T15	--	River Temp Sang Run @1500		
Q	426.00	River Flow at Oakland		

Handwritten signature

YOUGHIOGHENY RIVER WATER TEMPERATURE ENHANCEMENT PLAN

Simulate a Re

362 = CFS River Flow at Oakland

July 15, 2015

Print Info for

Time	Predicted Maximum River Water Temperature Degree C	
		<u>Deep Creek Action</u>
0700	20.96 (23 to 26.4)	Temperature Plan not Required Today - Flow Exceeds 150 CFS
0900	-- (23 to 25.9)	--
1100	-- (23 to 25.4)	--
1200	-- (23 to 25.3)	--
1400	-- (23 to 25.2)	--
1500	--	--

Tair °C	23.89	Air Temp, Elkins WV - Degree C	75	Air Temp, Elkins WV - Degree F
CCF	64	Cloud Cover Factor, Elkins WV	SHWRS	Cloud Cover, Elkins WV
T7	18.80	River Temp Sang Run @700		
T9	--	River Temp Sang Run @900		
T11	--	River Temp Sang Run @1100		
T12	--	River Temp Sang Run @1200		
T14	--	River Temp Sang Run @1400		
T15	--	River Temp Sang Run @1500		
Q	362.00	River Flow at Oakland		

OPERATOR: 



YOUGHIOGHENY RIVER WATER TEMPERATURE ENHANCEMENT PLAN

Simulate a Re

337 = CFS River Flow at Oakland

July 16, 2015

Print Info for

Time	Predicted Maximum River Water Temperature Degree C	Deep Creek Action
0700	23.04 (23 to 26.4)	Temperature (Plan not Required Today) Flow Exceeds 150 CFS
0900	-- (23 to 25.9)	--
1100	-- (23 to 25.4)	--
1200	-- (23 to 25.3)	--
1400	-- (23 to 25.2)	--
1500	--	--

Tair °C	27.78	Air Temp, Elkins WV - Degree C	82	Air Temp, Elkins WV - Degree F
CCF	1	Cloud Cover Factor, Elkins WV	SUNNY	Cloud Cover, Elkins WV
T7	17.70	River Temp Sang Run @700		
T9	--	River Temp Sang Run @900		
T11	--	River Temp Sang Run @1100		
T12	--	River Temp Sang Run @1200		
T14	--	River Temp Sang Run @1400		
T15	--	River Temp Sang Run @1500		
Q	337.00	River Flow at Oakland		

Handwritten signature

YOUGHIOGHENY RIVER WATER TEMPERATURE ENHANCEMENT PLAN

Simulate a Re

244 = CFS River Flow at Oakland

July 17, 2015

Print Info for

Time	Predicted Maximum River Water Temperature Degree C	Deep Creek Action
0700	-- (23 to 26.4)	Temperature Plan not Required Today - Flow Exceeds 150 CFS
0900	-- (23 to 25.9)	
1100	-- (23 to 25.4)	
1200	-- (23 to 25.3)	
1400	-- (23 to 25.2)	
1500	--	

Tair °C	28.89	Air Temp, Elkins WV - Degree C	84	Air Temp, Elkins WV - Degree F
CCF	100	Cloud Cover Factor, Elkins WV	TSTRMS	Cloud Cover, Elkins WV
T7	No Data	River Temp Sang Run @700		
T9	--	River Temp Sang Run @900		
T11	--	River Temp Sang Run @1100		
T12	--	River Temp Sang Run @1200		
T14	--	River Temp Sang Run @1400		
T15	--	River Temp Sang Run @1500		
Q	244.00	River Flow at Oakland		

Handwritten signature and initials in blue ink.

YOUGHIOGHENY RIVER WATER TEMPERATURE ENHANCEMENT PLAN

Simulate a R:

197 = CFS River Flow at Oakland

July 18, 2015

Print Info for

Time	Predicted Maximum River Water Temperature Degree C	Deep Creek Action
0700	-- (23 to 26.4)	Temperature Plan not Required Today - Flow Exceeds 150 CFS
0900	-- (23 to 25.9)	
1100	-- (23 to 25.4)	
1200	-- (23 to 25.3)	
1400	-- (23 to 25.2)	
1500	--	

Tair °C	30.56	Air Temp, Elkins WV - Degree C	87	Air Temp, Elkins WV - Degree F
CCF	64	Cloud Cover Factor, Elkins WV	SHWRS	Cloud Cover, Elkins WV
T7	No Data	River Temp Sang Run @700		
T9	--	River Temp Sang Run @900		
T11	--	River Temp Sang Run @1100		
T12	--	River Temp Sang Run @1200		
T14	--	River Temp Sang Run @1400		
T15	--	River Temp Sang Run @1500		
Q	197.00	River Flow at Oakland		

B. J. ... WWR

YOUGHIOGHENY RIVER WATER TEMPERATURE ENHANCEMENT PLAN

181 = CFS River Flow at Oakland

July 19, 2015

Simulate a Re

Print Info for

Time	Predicted Maximum River Water Temperature Degree C	Deep Creek Action
0700	23.62 (23 to 26.4)	Temperature Plan not Required Today - Flow Exceeds 150 CFS
0900	-- (23 to 25.9)	
1100	-- (23 to 25.4)	
1200	-- (23 to 25.3)	
1400	-- (23 to 25.2)	
1500	--	

Tair °C	31.11	Air Temp, Elkins WV - Degree C	88	Air Temp, Elkins WV - Degree F
CCF	64	Cloud Cover Factor, Elkins WV	SHWRS	Cloud Cover, Elkins WV
T7	19.80	River Temp Sang Run @700		
T9	--	River Temp Sang Run @900		
T11	--	River Temp Sang Run @1100		
T12	--	River Temp Sang Run @1200		
T14	--	River Temp Sang Run @1400		
T15	--	River Temp Sang Run @1500		
Q	181.00	River Flow at Oakland		

YOUGHIOGHENY RIVER WATER TEMPERATURE ENHANCEMENT PLAN

148 = CFS River Flow at Oakland

July 20, 2015

Simulate a Re

Print Info for

Time	Predicted Maximum River Water Temperature Degree C	Deep Creek Action
0700	23.21 (23 to 26.4)	Check Again at 0900
0900	-- (23 to 25.9)	Input 0900 SANG RUN Temp
1100	-- (23 to 25.4)	Input 0900 SANG RUN Temp
1200	-- (23 to 25.3)	Input 0900 SANG RUN Temp
1400	-- (23 to 25.2)	Input 0900 SANG RUN Temp
1500	--	Input 0900 SANG RUN Temp

Tair °C	31.11	Air Temp, Elkins WV - Degree C	88	Air Temp, Elkins WV - Degree F
CCF	100	Cloud Cover Factor, Elkins WV	OVRCAST	Cloud Cover, Elkins WV
T7	20.60	River Temp Sang Run @700		
T9	--	River Temp Sang Run @900		
T11	--	River Temp Sang Run @1100		
T12	--	River Temp Sang Run @1200		
T14	--	River Temp Sang Run @1400		
T15	--	River Temp Sang Run @1500		
Q	148.00	River Flow at Oakland		

WHITE WATER RELEASE
FROM 11a - 2p

YOUGHIOGHENY RIVER WATER TEMPERATURE ENHANCEMENT PLAN

Simulate a Re

124 = CFS River Flow at Oakland

July 21, 2015

Print Info for

Time	Predicted Maximum River Water Temperature Degree C	Deep Creek Action
0700	23.03 (23 to 26.4)	Check Again at 0900
0900	21.90 (23 to 25.9)	Check Again at 1100
1100	24.89 (23 to 25.4)	Check Again at 1200
1200	24.65 (23 to 25.3)	Check Again at 1400
1400	24.22 (23 to 25.2)	Check Again at 1500
1500	23.98	Check Again Tomorrow at 0700

Tair °C	28.33	Air Temp, Elkins WV - Degree C	83	Air Temp, Elkins WV - Degree F
CCF	64	Cloud Cover Factor, Elkins WV	SHWRS	Cloud Cover, Elkins WV
T7	20.70	River Temp Sang Run @700		
T9	20.60	River Temp Sang Run @900		
T11	21.10	River Temp Sang Run @1100		
T12	21.50	River Temp Sang Run @1200		
T14	22.60	River Temp Sang Run @1400		
T15	23.00	River Temp Sang Run @1500		
Q	124.00	River Flow at Oakland		

OPERATOR: *D P Moll*

Shift Supervisor: *KLJ*

YOUGHIOGHENY RIVER WATER TEMPERATURE ENHANCEMENT PLAN

Simulate a Re

145 = CFS River Flow at Oakland

July 22, 2015

Print Info for

Time	Predicted Maximum River Water Temperature Degree C	Deep Creek Action
0700	22.39 (23 to 26.4)	Check Again at 0900
0900	20.13 (23 to 25.9)	Check Again at 1100
1100	23.49 (23 to 25.4)	Check Again at 1200
1200	23.85 (23 to 25.3)	Check Again at 1400
1400	22.88 (23 to 25.2)	Check Again at 1500
1500	22.77	Check Again Tomorrow at 0700

Tair °C	28.33	Air Temp, Elkins WV - Degree C	83	Air Temp, Elkins WV - Degree F
CCF	64	Cloud Cover Factor, Elkins WV	SHWRS	Cloud Cover, Elkins WV
T7	18.80	River Temp Sang Run @700		
T9	18.60	River Temp Sang Run @900		
T11	18.90	River Temp Sang Run @1100		
T12	19.90	River Temp Sang Run @1200		
T14	20.90	River Temp Sang Run @1400		
T15	21.50	River Temp Sang Run @1500		
Q	145.00	River Flow at Oakland		

OPERATOR - *R. J. M. [Signature]*
R. J. M. 7/22/15

YOUGHIOGHENY RIVER WATER TEMPERATURE ENHANCEMENT PLAN

103 = CFS River Flow at Oakland

July 23, 2015

Simulate a Re

Print Info for

Time	Predicted Maximum River Water Temperature Degree C	Deep Creek Action
0700	22.96 (23 to 26.4)	Check Again at 0900
0900	22.71 (23 to 25.9)	Check Again at 1100
1100	23.92 (23 to 25.4)	Check Again at 1200
1200	24.07 (23 to 25.3)	Check Again at 1400
1400	24.98 (23 to 25.2)	Check Again at 1500
1500	24.75	Check Again Tomorrow at 0700

Tair °C	27.22	Air Temp, Elkins WV - Degree C	81	Air Temp, Elkins WV - Degree F
CCF	1	Cloud Cover Factor, Elkins WV	SUNNY	Cloud Cover, Elkins WV
T7	18.00	River Temp Sang Run @700		
T9	18.00	River Temp Sang Run @900		
T11	18.60	River Temp Sang Run @1100		
T12	19.60	River Temp Sang Run @1200		
T14	22.40	River Temp Sang Run @1400		
T15	23.20	River Temp Sang Run @1500		
Q	103.00	River Flow at Oakland		

OPERATOR: *DM*
R. mehan 7/23/15

YOUGHIOGHENY RIVER WATER TEMPERATURE ENHANCEMENT PLAN

Simulate a Re

85 = CFS River Flow at Oakland

July 24, 2015

Print Info for

Time	Predicted Maximum River Water Temperature Degree C	Deep Creek Action
0700	(23 to 26.4)	Input 0700 SANG RUN Temp
0900	(23 to 25.9)	Input 0700 SANG RUN Temp
1100	(23 to 25.4)	Input 0700 SANG RUN Temp
1200	(23 to 25.3)	Input 0700 SANG RUN Temp
1400	(23 to 25.2)	Input 0700 SANG RUN Temp
1500		Input 0700 SANG RUN Temp

Tair °C	27.22	Air Temp, Elkins WV - Degree C	81	Air Temp, Elkins WV - Degree F
CCF	1	Cloud Cover Factor, Elkins WV	SUNNY	Cloud Cover, Elkins WV
T7	No Data	River Temp Sang Run @700		
T9	--	River Temp Sang Run @900		
T11	--	River Temp Sang Run @1100		
T12	--	River Temp Sang Run @1200		
T14	--	River Temp Sang Run @1400		
T15	--	River Temp Sang Run @1500		
Q	85.00	River Flow at Oakland		

Plot
J.J.
7/24/15

op: Jay M. O'Neil

YOUGHIOGHENY RIVER WATER TEMPERATURE ENHANCEMENT PLAN

73 = CFS River Flow at Oakland

July 25, 2015

Simulate a Re

Print Info for

Time	Predicted Maximum River Water Temperature Degree C	Deep Creek Action
0700	24.01 (23 to 26.4)	Check Again at 0900
0900	-- (23 to 25.9)	Input 0900 SANG RUN Temp
1100	-- (23 to 25.4)	Input 0900 SANG RUN Temp
1200	-- (23 to 25.3)	Input 0900 SANG RUN Temp
1400	-- (23 to 25.2)	Input 0900 SANG RUN Temp
1500	--	Input 0900 SANG RUN Temp

Tair °C	28.89	Air Temp, Elkins WV - Degree C	84	Air Temp, Elkins WV - Degree F
CCF	36	Cloud Cover Factor, Elkins WV	PTSUNY	Cloud Cover, Elkins WV
T7	18.30	River Temp Sang Run @700		
T9	--	River Temp Sang Run @900		
T11	--	River Temp Sang Run @1100		
T12	--	River Temp Sang Run @1200		
T14	--	River Temp Sang Run @1400		
T15	--	River Temp Sang Run @1500		
Q	73.00	River Flow at Oakland		

*run
S.S.*

of. Jay McDevitt

YOUGHIOGHENY RIVER WATER TEMPERATURE ENHANCEMENT PLAN

Simulate a Re

64 = CFS River Flow at Oakland

July 26, 2015

Print Info for

Time	Predicted Maximum River Water Temperature Degree C	Deep Creek Action
0700	23.55 (23 to 26.4)	Check Again at 0900
0900	23.44 (23 to 25.9)	Check Again at 1100
1100	24.74 (23 to 25.4)	Check Again at 1200
1200	24.48 (23 to 25.3)	Check Again at 1400
1400	36.79 (23 to 25.2)	Release ASAP - not later than 1430 for 1 hour
1500	-	

Tair °C	27.78	Air Temp, Elkins WV - Degree C	82	Air Temp, Elkins WV - Degree F
CCF	64	Cloud Cover Factor, Elkins WV	SHWRS	Cloud Cover, Elkins WV
T7	18.50	River Temp Sang Run @700		
T9	18.60	River Temp Sang Run @900		
T11	19.90	River Temp Sang Run @1100		
T12	20.60	River Temp Sang Run @1200		
T14	23.40	River Temp Sang Run @1400		
T15	--	River Temp Sang Run @1500		
Q	64.00	River Flow at Oakland		

rust

S.S.

CP :

Jay M. Bennett

YOUGHIOGHENY RIVER WATER TEMPERATURE ENHANCEMENT PLAN

Simulate a Re

58 = CFS River Flow at Oakland

July 27, 2015

Print Info for

Time	Predicted Maximum River Water Temperature Degree C	Deep Creek Action
0700	-- (23 to 26.4)	Input 0700 SANG RUN Temp
0900	-- (23 to 25.9)	Input 0700 SANG RUN Temp
1100	-- (23 to 25.4)	Input 0700 SANG RUN Temp
1200	-- (23 to 25.3)	Input 0700 SANG RUN Temp
1400	-- (23 to 25.2)	Input 0700 SANG RUN Temp
1500	--	Input 0700 SANG RUN Temp

WHITE WATER RELEASE

Tair °C	27.78	Air Temp, Elkins WV - Degree C	82	Air Temp, Elkins WV - Degree F
CCF	100	Cloud Cover Factor, Elkins WV	TSTRMS	Cloud Cover, Elkins WV
T7	No Data	River Temp Sang Run @700		
T9	--	River Temp Sang Run @900		
T11	--	River Temp Sang Run @1100		
T12	--	River Temp Sang Run @1200		
T14	--	River Temp Sang Run @1400		
T15	--	River Temp Sang Run @1500		
Q	58.00	River Flow at Oakland		

OPERATOR: *Rf m e e*

YOUGHIOGHENY RIVER WATER TEMPERATURE ENHANCEMENT PLAN

52 = CFS River Flow at Oakland


July 28, 2015

Simulate a Re

Print Info for

Time	Predicted Maximum River Water Temperature Degree C	Deep Creek Action
0700	24.71 (23 to 26.4)	Check Again at 0900
0900	24.61 (23 to 25.9)	Check Again at 1100
1100	25.59 (23 to 25.4)	Release at 1230 for 2 Hours
1200	-- (23 to 25.3)	--
1400	-- (23 to 25.2)	--
1500	--	--

Tair °C	30.00	Air Temp, Elkins WV - Degree C	86	Air Temp, Elkins WV - Degree F
CCF	100	Cloud Cover Factor, Elkins WV	TSTRMS	Cloud Cover, Elkins WV
T7	20.40	River Temp Sang Run @700		
T9	20.50	River Temp Sang Run @900		
T11	21.50	River Temp Sang Run @1100		
T12	--	River Temp Sang Run @1200		
T14	--	River Temp Sang Run @1400		
T15	--	River Temp Sang Run @1500		
Q	52.00	River Flow at Oakland		

OPERATOR: 

YOUGHIOGHENY RIVER WATER TEMPERATURE ENHANCEMENT PLAN

Simulate a Re

50 = CFS River Flow at Oakland

July 29, 2015

Print Info for

Time	Predicted Maximum River Water Temperature Degree C	Deep Creek Action
0700	24.95 (23 to 26.4)	Check Again at 0900
0900	24.79 (23 to 25.9)	Check Again at 1100
1100	26.23 (23 to 25.4)	Release at 1230 for 2 Hours
1200	-- (23 to 25.3)	--
1400	-- (23 to 25.2)	--
1500	--	--

Tair °C	30.00	Air Temp, Elkins WV - Degree C	86	Air Temp, Elkins WV - Degree F
CCF	100	Cloud Cover Factor, Elkins WV	TSTRMS	Cloud Cover, Elkins WV
T7	20.90	River Temp Sang Run @700		
T9	20.90	River Temp Sang Run @900		
T11	22.20	River Temp Sang Run @1100		
T12	--	River Temp Sang Run @1200		
T14	--	River Temp Sang Run @1400		
T15	--	River Temp Sang Run @1500		
Q	50.00	River Flow at Oakland		

OPERATOR: *DJ M... [Signature]*

YOUGHIOGHENY RIVER WATER TEMPERATURE ENHANCEMENT PLAN

Simulate a Re

48 = CFS River Flow at Oakland

July 30, 2015

Print Info for

Time	Predicted Maximum River Water Temperature Degree C	Deep Creek Action
0700	24.96 (23 to 26.4)	Check Again at 0900
0900	25.00 (23 to 25.9)	Check Again at 1100
1100	24.88 (23 to 25.4)	Check Again at 1200
1200	25.37 (23 to 25.3)	Release ASAP - not later than 1230 for 1 hour
1400	-- (23 to 25.2)	--
1500	--	--

Tair °C	27.22	Air Temp, Elkins WV - Degree C	81	Air Temp, Elkins WV - Degree F
CCF	64	Cloud Cover Factor, Elkins WV	SHWRS	Cloud Cover, Elkins WV
T7	21.30	River Temp Sang Run @700		
T9	21.30	River Temp Sang Run @900		
T11	21.70	River Temp Sang Run @1100		
T12	22.70	River Temp Sang Run @1200		
T14	--	River Temp Sang Run @1400		
T15	--	River Temp Sang Run @1500		
Q	48.00	River Flow at Oakland		

OPERATOR: *[Handwritten Signature]*

YOUGHIOGHENY RIVER WATER TEMPERATURE ENHANCEMENT PLAN

46 = CFS River Flow at Oakland

July 31, 2015

Simulate a Re

Print Info for

Time	Predicted Maximum River Water Temperature Degree C	Deep Creek Action
0700	25.49 (23 to 26.4)	Check Again at 0900
0900	-- (23 to 25.9)	Input 0900 SANG RUN Temp
1100	-- (23 to 25.4)	Input 0900 SANG RUN Temp
1200	-- (23 to 25.3)	Input 0900 SANG RUN Temp
1400	-- (23 to 25.2)	Input 0900 SANG RUN Temp
1500	--	Input 0900 SANG RUN Temp

Tair °C	27.22	Air Temp, Elkins WV - Degree C	81	Air Temp, Elkins WV - Degree F
CCF	1	Cloud Cover Factor, Elkins WV	SUNNY	Cloud Cover, Elkins WV
T7	19.10	River Temp Sang Run @700		
T9	--	River Temp Sang Run @900		
T11	--	River Temp Sang Run @1100		
T12	--	River Temp Sang Run @1200		
T14	--	River Temp Sang Run @1400		
T15	--	River Temp Sang Run @1500		
Q	46.00	River Flow at Oakland		

Whitewater release.

operator: 

YOUGHIOGHENY RIVER WATER TEMPERATURE ENHANCEMENT PLAN

38 = CFS River Flow at Oakland

August 1, 2015

Simulate a Release

Print Info for

Time	Predicted Maximum River Water Temperature Degree C	Deep Creek Action
0700	-- (23 to 26.4)	Input 0700 SANG RUN Temp
0900	-- (23 to 25.9)	Input 0700 SANG RUN Temp
1100	-- (23 to 25.4)	Input 0700 SANG RUN Temp
1200	-- (23 to 25.3)	Input 0700 SANG RUN Temp
1400	-- (23 to 25.2)	Input 0700 SANG RUN Temp
1500	--	Input 0700 SANG RUN Temp

Tair °C	26.11	Air Temp, Elkins WV - Degree C	79	Air Temp, Elkins WV - Degree F
CCF	9	Cloud Cover Factor, Elkins WV	MOSUNNY	Cloud Cover, Elkins WV
T7	No Data	River Temp Sang Run @700		
T9	--	River Temp Sang Run @900		
T11	--	River Temp Sang Run @1100		
T12	--	River Temp Sang Run @1200		
T14	--	River Temp Sang Run @1400		
T15	--	River Temp Sang Run @1500		
Q	38.00	River Flow at Oakland		

White Water Release.

Operator: 

YOUGHIOGHENY RIVER WATER TEMPERATURE ENHANCEMENT PLAN

33 = CFS River Flow at Oakland

August 2, 2015

Simulate a Run

Print Info for

Time	Predicted Maximum River Water Temperature Degree C	Deep Creek Action
0700	25.57 (23 to 26.4)	Check Again at 0900
0900	25.49 (23 to 25.9)	Check Again at 1100
1100	24.00 (23 to 25.4)	Check Again at 1200
1200	23.79 (23 to 25.3)	Check Again at 1400
1400	35.28 (23 to 25.2)	Release ASAP - not later than 1430 for 1 hour
1500	--	--

Tair °C	27.78	Air Temp, Elkins WV - Degree C	82	Air Temp, Elkins WV - Degree F
CCF	9	Cloud Cover Factor, Elkins WV	MOSUNNY	Cloud Cover, Elkins WV
T7	17.70	River Temp Sang Run @700		
T9	17.80	River Temp Sang Run @900		
T11	18.50	River Temp Sang Run @1100		
T12	19.20	River Temp Sang Run @1200		
T14	22.40	River Temp Sang Run @1400		
T15	--	River Temp Sang Run @1500		
Q	33.00	River Flow at Oakland		

YOUGHIOGHENY RIVER WATER TEMPERATURE ENHANCEMENT PLAN

Simulate a Ra

30 = CFS River Flow at Oakland

August 3, 2015

Print Info for

Time	Predicted Maximum River Water Temperature Degree C	Deep Creek Action
0700	26.34 (23 to 26.4)	Check Again at 0900
0900	26.33 (23 to 25.9)	Release at 1100 for 2 Hours
1100	-- (23 to 25.4)	--
1200	-- (23 to 25.3)	--
1400	-- (23 to 25.2)	--
1500	--	--

Tair °C	29.44	Air Temp, Elkins WV - Degree C	85	Air Temp, Elkins WV - Degree F
CCF	1	Cloud Cover Factor, Elkins WV	SUNNY	Cloud Cover, Elkins WV
T7	17.60	River Temp Sang Run @700		
T9	17.80	River Temp Sang Run @900		
T11	--	River Temp Sang Run @1100		
T12	--	River Temp Sang Run @1200		
T14	--	River Temp Sang Run @1400		
T15	--	River Temp Sang Run @1500		
Q	30.00	River Flow at Oakland		

John M. Dent
R. Melan

YOUGHIOGHENY RIVER WATER TEMPERATURE ENHANCEMENT PLAN

Simulate a Re

33 = CFS River Flow at Oakland

August 4, 2015

Print Info for

Time	Predicted Maximum River Water Temperature Degree C	Deep Creek Action
0700	25.82 (23 to 26.4)	Check Again at 0900
0900	25.95 (23 to 25.9)	Release at 1100 for 2 Hours
1100	-- (23 to 25.4)	--
1200	-- (23 to 25.3)	--
1400	-- (23 to 25.2)	--
1500	--	--

Tair °C	26.67	Air Temp, Elkins WV - Degree C	80	Air Temp, Elkins WV - Degree F
CCF	9	Cloud Cover Factor, Elkins WV	MOSUNNY	Cloud Cover, Elkins WV
T7	19.50	River Temp Sang Run @700		
T9	19.60	River Temp Sang Run @900		
T11	--	River Temp Sang Run @1100		
T12	--	River Temp Sang Run @1200		
T14	--	River Temp Sang Run @1400		
T15	--	River Temp Sang Run @1500		
Q	33.00	River Flow at Oakland		

Jay M. O'Connell
R. Melan 8/04/15

YOUGHIOGHENY RIVER WATER TEMPERATURE ENHANCEMENT PLAN

Simulate a R

68 = CFS River Flow at Oakland

August 5, 2015

Print Info for file

Time	Predicted Maximum River Water Temperature Degree C	Deep Creek Action
0700	24.35 (23 to 26.4)	Check Again at 0900
0900	24.59 (23 to 25.9)	Check Again at 1100
1100	25.11 (23 to 25.4)	Check Again at 1200
1200	24.91 (23 to 25.3)	Check Again at 1400
1400	25.72 (23 to 25.2)	Release ASAP - not later than 1430 for 1 hour
1500	--	--

Tair °C	26.67	Air Temp, Elkins WV - Degree C	80	Air Temp, Elkins WV - Degree F
CCF	9	Cloud Cover Factor, Elkins WV	MOSUNNY	Cloud Cover, Elkins WV
T7	19.30	River Temp Sang Run @700		
T9	19.50	River Temp Sang Run @900		
T11	20.50	River Temp Sang Run @1100		
T12	21.20	River Temp Sang Run @1200		
T14	23.70	River Temp Sang Run @1400		
T15	--	River Temp Sang Run @1500		
Q	68.00	River Flow at Oakland		

Jay M. O'Neil
R. Nelson 8/5/15

YOUGHIOGHENY RIVER WATER TEMPERATURE ENHANCEMENT PLAN

Simulate a R

36 = CFS River Flow at Oakland

August 6, 2015

Print Info for file

Time	Predicted Maximum River Water Temperature Degree C	Deep Creek Action
0700	22.85 (23 to 26.4)	Check Again at 0900
0900	22.82 (23 to 25.9)	Check Again at 1100
1100	21.86 (23 to 25.4)	Check Again at 1200
1200	21.36 (23 to 25.3)	Check Again at 1400
1400	20.53 (23 to 25.2)	Check Again at 1500
1500	20.34	Check Again Tomorrow at 0700

Tair °C	22.22	Air Temp, Elkins WV - Degree C	72	Air Temp, Elkins WV - Degree F
CCF	64	Cloud Cover Factor, Elkins WV	SHWRS	Cloud Cover, Elkins WV
T7	18.40	River Temp Sang Run @700		
T9	18.40	River Temp Sang Run @900		
T11	18.70	River Temp Sang Run @1100		
T12	18.70	River Temp Sang Run @1200		
T14	19.10	River Temp Sang Run @1400		
T15	19.30	River Temp Sang Run @1500		
Q	36.00	River Flow at Oakland		

Jay Mont

YOUGHIOGHENY RIVER WATER TEMPERATURE ENHANCEMENT PLAN

Simulate a R

41 = CFS River Flow at Oakland

August 7, 2015

Print Info for file

Time	Predicted Maximum River Water Temperature Degree C	Deep Creek Action
0700	-- (23 to 26.4)	Input 0700 SANG RUN Temp
0900	-- (23 to 25.9)	Input 0700 SANG RUN Temp
1100	-- (23 to 25.4)	Input 0700 SANG RUN Temp
1200	-- (23 to 25.3)	Input 0700 SANG RUN Temp
1400	-- (23 to 25.2)	Input 0700 SANG RUN Temp
1500	--	Input 0700 SANG RUN Temp

WHITE
WATER
RELEASE

Tair °C	23.89	Air Temp, Elkins WV - Degree C	75	Air Temp, Elkins WV - Degree F
CCF	64	Cloud Cover Factor, Elkins WV	SHWRS	Cloud Cover, Elkins WV
T7	No Data	River Temp Sang Run @700		
T9	--	River Temp Sang Run @900		
T11	--	River Temp Sang Run @1100		
T12	--	River Temp Sang Run @1200		
T14	--	River Temp Sang Run @1400		
T15	--	River Temp Sang Run @1500		
Q	41.00	River Flow at Oakland		

OPERATOR: *df m o p*

YOUGHIOGHENY RIVER WATER TEMPERATURE ENHANCEMENT PLAN

Simulate a Re

38 = CFS River Flow at Oakland

August 8, 2015

Print Info for file

Time	Predicted Maximum River Water Temperature Degree C	Deep Creek Action
0700	-- (23 to 26.4)	Input 0700 SANG RUN Temp
0900	-- (23 to 25.9)	Input 0700 SANG RUN Temp
1100	-- (23 to 25.4)	Input 0700 SANG RUN Temp
1200	-- (23 to 25.3)	Input 0700 SANG RUN Temp
1400	-- (23 to 25.2)	Input 0700 SANG RUN Temp
1500	--	Input 0700 SANG RUN Temp

WHITE
WATER
RELEASE

Tair °C	26.11	Air Temp, Elkins WV - Degree C	79	Air Temp, Elkins WV - Degree F
CCF	100	Cloud Cover Factor, Elkins WV	TSTRMS	Cloud Cover, Elkins WV
T7	No Data	River Temp Sang Run @700		
T9	--	River Temp Sang Run @900		
T11	--	River Temp Sang Run @1100		
T12	--	River Temp Sang Run @1200		
T14	--	River Temp Sang Run @1400		
T15	--	River Temp Sang Run @1500		
Q	38.00	River Flow at Oakland		

OPERATOR: *[Signature]*

YOUGHIOGHENY RIVER WATER TEMPERATURE ENHANCEMENT PLAN

Simulate a R

52 = CFS River Flow at Oakland

August 9, 2015

Print Info for file

Time	Predicted Maximum River Water Temperature Degree C	Deep Creek Action
0700	23.42 (23 to 26.4)	Check Again at 0900
0900	23.44 (23 to 25.9)	Check Again at 1100
1100	24.88 (23 to 25.4)	Check Again at 1200
1200	24.77 (23 to 25.3)	Check Again at 1400
1400	25.47 (23 to 25.2)	Release ASAP - not later than 1430 for 1 hour
1500	--	--

Tair °C	28.33	Air Temp, Elkins WV - Degree C	83	Air Temp, Elkins WV - Degree F
CCF	100	Cloud Cover Factor, Elkins WV	TSTRMS	Cloud Cover, Elkins WV
T7	18.20	River Temp Sang Run @700		
T9	18.50	River Temp Sang Run @900		
T11	20.10	River Temp Sang Run @1100		
T12	21.00	River Temp Sang Run @1200		
T14	23.30	River Temp Sang Run @1400		
T15	--	River Temp Sang Run @1500		
Q	52.00	River Flow at Oakland		

OPERATOR: *D. M. Lee*

YOUGHIOGHENY RIVER WATER TEMPERATURE ENHANCEMENT PLAN

Simulate a Re

36 = CFS River Flow at Oakland

August 10, 2015

Print Info for file

Time	Predicted Maximum River Water Temperature Degree C	Deep Creek Action
0700	25.59 (23 to 26.4)	Check Again at 0900
0900	-- (23 to 25.9)	Input 0900 SANG RUN Temp
1100	-- (23 to 25.4)	Input 0900 SANG RUN Temp
1200	-- (23 to 25.3)	Input 0900 SANG RUN Temp
1400	-- (23 to 25.2)	Input 0900 SANG RUN Temp
1500	--	Input 0900 SANG RUN Temp

Tair °C	28.33	Air Temp, Elkins WV - Degree C
CCF	36	Cloud Cover Factor, Elkins WV
T7	19.10	River Temp Sang Run @700
T9	--	River Temp Sang Run @900
T11	--	River Temp Sang Run @1100
T12	--	River Temp Sang Run @1200
T14	--	River Temp Sang Run @1400
T15	--	River Temp Sang Run @1500
Q	36.00	River Flow at Oakland

83	Air Temp, Elkins WV - Degree F
HAZE	Cloud Cover, Elkins WV

WHITE WATER RELEASE


YOUGHIOGHENY RIVER WATER TEMPERATURE ENHANCEMENT PLAN

Simulate a Re

54 = CFS River Flow at Oakland

August 11, 2015

Print Info for file

Time	Predicted Maximum River Water Temperature Degree C	Deep Creek Action
0700	22.42 (23 to 26.4)	Check Again at 0900
0900	(23 to 25.9)	Input 0900 SANG RUN Temp
1100	(23 to 25.4)	Input 0900 SANG RUN Temp
1200	(23 to 25.3)	Input 0900 SANG RUN Temp
1400	(23 to 25.2)	Input 0900 SANG RUN Temp
1500		Input 0900 SANG RUN Temp

Tair °C	23.89	Air Temp, Elkins WV - Degree C	75	Air Temp, Elkins WV - Degree F
CCF	100	Cloud Cover Factor, Elkins WV	TSTRMS	Cloud Cover, Elkins WV
T7	19.70	River Temp Sang Run @700		
T9	--	River Temp Sang Run @900		
T11	--	River Temp Sang Run @1100		
T12	--	River Temp Sang Run @1200		
T14	--	River Temp Sang Run @1400		
T15	--	River Temp Sang Run @1500		
Q	54.00	River Flow at Oakland		

YOUGHIOGHENY RIVER WATER TEMPERATURE ENHANCEMENT PLAN

Simulate a R

62 = CFS River Flow at Oakland

August 12, 2015

Print Info for file

Time	Predicted Maximum River Water Temperature Degree C	Deep Creek Action
0700	21.69 (23 to 26.4)	Check Again at 0900
0900	-- (23 to 25.9)	Input 0900 SANG RUN Temp
1100	-- (23 to 25.4)	Input 0900 SANG RUN Temp
1200	-- (23 to 25.3)	Input 0900 SANG RUN Temp
1400	-- (23 to 25.2)	Input 0900 SANG RUN Temp
1500	--	Input 0900 SANG RUN Temp

Tair °C	23.33	Air Temp, Elkins WV - Degree C	74	Air Temp, Elkins WV - Degree F
CCF	100	Cloud Cover Factor, Elkins WV	OVRCAST	Cloud Cover, Elkins WV
T7	19.00	River Temp Sang Run @700		
T9	--	River Temp Sang Run @900		
T11	--	River Temp Sang Run @1100		
T12	--	River Temp Sang Run @1200		
T14	--	River Temp Sang Run @1400		
T15	--	River Temp Sang Run @1500		
Q	62.00	River Flow at Oakland		

A large, stylized handwritten signature in black ink, located in the lower right quadrant of the page. The signature is cursive and appears to be the name of the person who generated or reviewed the report.

YOUGHIOGHENY RIVER WATER TEMPERATURE ENHANCEMENT PLAN

Simulate a R

41 = CFS River Flow at Oakland

August 13, 2015

Print Info for file

Time	Predicted Maximum River Water Temperature Degree C	Deep Creek Action
0700	24.70 (23 to 26.4)	Check Again at 0900
0900	-- (23 to 25.9)	Input 0900 SANG RUN Temp
1100	-- (23 to 25.4)	Input 0900 SANG RUN Temp
1200	-- (23 to 25.3)	Input 0900 SANG RUN Temp
1400	-- (23 to 25.2)	Input 0900 SANG RUN Temp
1500	--	Input 0900 SANG RUN Temp

Tair °C	24.44	Air Temp, Elkins WV - Degree C	76	Air Temp, Elkins WV - Degree F
CCF	1	Cloud Cover Factor, Elkins WV	SUNNY	Cloud Cover, Elkins WV
T7	18.80	River Temp Sang Run @700		
T9	--	River Temp Sang Run @900		
T11	--	River Temp Sang Run @1100		
T12	--	River Temp Sang Run @1200		
T14	--	River Temp Sang Run @1400		
T15	--	River Temp Sang Run @1500		
Q	41.00	River Flow at Oakland		

whk

[Handwritten signature]

YOUGHIOGHENY RIVER WATER TEMPERATURE ENHANCEMENT PLAN

32 = CFS River Flow at Oakland

August 14, 2015

Simulate a Ra

Print Info for

Time	Predicted Maximum River Water Temperature Degree C	Deep Creek Action
0700	-- (23 to 26.4)	Input 0700 SANG RUN Temp
0900	-- (23 to 25.9)	Input 0700 SANG RUN Temp
1100	-- (23 to 25.4)	Input 0700 SANG RUN Temp
1200	-- (23 to 25.3)	Input 0700 SANG RUN Temp
1400	-- (23 to 25.2)	Input 0700 SANG RUN Temp
1500	--	Input 0700 SANG RUN Temp

Tair °C	27.22	Air Temp, Elkins WV - Degree C	81	Air Temp, Elkins WV - Degree F
CCF	1	Cloud Cover Factor, Elkins WV	SUNNY	Cloud Cover, Elkins WV
T7	No Data	River Temp Sang Run @700		
T9	--	River Temp Sang Run @900		
T11	--	River Temp Sang Run @1100		
T12	--	River Temp Sang Run @1200		
T14	--	River Temp Sang Run @1400		
T15	--	River Temp Sang Run @1500		
Q	32.00	River Flow at Oakland		

WWR B. J. J.

YOUGHIOGHENY RIVER WATER TEMPERATURE ENHANCEMENT PLAN

26 = CFS River Flow at Oakland

August 15, 2015

Simulate a Run

Print Info for

Time	Predicted Maximum River Water Temperature Degree C	Deep Creek Action
0700	-- (23 to 26.4)	Input 0700 SANG RUN Temp
0900	-- (23 to 25.9)	Input 0700 SANG RUN Temp
1100	-- (23 to 25.4)	Input 0700 SANG RUN Temp
1200	-- (23 to 25.3)	Input 0700 SANG RUN Temp
1400	-- (23 to 25.2)	Input 0700 SANG RUN Temp
1500	--	Input 0700 SANG RUN Temp

Tair °C	28.33	Air Temp, Elkins WV - Degree C	83	Air Temp, Elkins WV - Degree F
CCF	9	Cloud Cover Factor, Elkins WV	MOSUNNY	Cloud Cover, Elkins WV
T7	No Data	River Temp Sang Run @700		
T9	--	River Temp Sang Run @900		
T11	--	River Temp Sang Run @1100		
T12	--	River Temp Sang Run @1200		
T14	--	River Temp Sang Run @1400		
T15	--	River Temp Sang Run @1500		
Q	26.00	River Flow at Oakland		

WR [Signature]

YOUGHIOGHENY RIVER WATER TEMPERATURE ENHANCEMENT PLAN

Simulate a Re

24 = CFS River Flow at Oakland

August 16, 2015

Print Info for

Time	Predicted Maximum River Water Temperature Degree C	Deep Creek Action
0700	24.64 (23 to 26.4)	Check Again at 0900
0900	24.41 (23 to 25.9)	Check Again at 1100
1100	25.17 (23 to 25.4)	Check Again at 1200
1200	25.23 (23 to 25.3)	Check Again at 1400
1400	25.36 (23 to 25.2)	Release ASAP - not later than 1430 for 1 hour
1500	--	--

Tair °C	30.00	Air Temp, Elkins WV - Degree C	86	Air Temp, Elkins WV - Degree F
CCF	100	Cloud Cover Factor, Elkins WV	TSTRMS	Cloud Cover, Elkins WV
T7	17.60	River Temp Sang Run @700		
T9	17.80	River Temp Sang Run @900		
T11	19.60	River Temp Sang Run @1100		
T12	20.80	River Temp Sang Run @1200		
T14	23.00	River Temp Sang Run @1400		
T15	--	River Temp Sang Run @1500		
Q	24.00	River Flow at Oakland		

YOUGHIOGHENY RIVER WATER TEMPERATURE ENHANCEMENT PLAN

Simulate a Re

20 = CFS River Flow at Oakland

August 17, 2015

Print Info for file

Time	Predicted Maximum River Water Temperature Degree C	Deep Creek Action
0700	-- (23 to 26.4)	Input 0700 SANG RUN Temp
0900	-- (23 to 25.9)	Input 0700 SANG RUN Temp
1100	-- (23 to 25.4)	Input 0700 SANG RUN Temp
1200	-- (23 to 25.3)	Input 0700 SANG RUN Temp
1400	-- (23 to 25.2)	Input 0700 SANG RUN Temp
1500	--	Input 0700 SANG RUN Temp

WHITE
WATER
RELEASE

Tair °C	29.44	Air Temp, Elkins WV - Degree C	85	Air Temp, Elkins WV - Degree F
CCF	1	Cloud Cover Factor, Elkins WV	SUNNY	Cloud Cover, Elkins WV
T7	No Data	River Temp Sang Run @700		
T9	--	River Temp Sang Run @900		
T11	--	River Temp Sang Run @1100		
T12	--	River Temp Sang Run @1200		
T14	--	River Temp Sang Run @1400		
T15	--	River Temp Sang Run @1500		
Q	20.00	River Flow at Oakland		

Df meep

YOUGHIOGHENY RIVER WATER TEMPERATURE ENHANCEMENT PLAN

Simulate a Re

22 = CFS River Flow at Oakland

August 18, 2015

Print Info for file

Time	Predicted Maximum River Water Temperature Degree C	Deep Creek Action
0700	24.64 (23 to 26.4)	Check Again at 0900
0900	23.49 (23 to 25.9)	Check Again at 1100
1100	24.12 (23 to 25.4)	Check Again at 1200
1200	23.82 (23 to 25.3)	Check Again at 1400
1400	23.76 (23 to 25.2)	Check Again at 1500
1500	23.80	Check Again Tomorrow at 0700

Tair °C	25.56	Air Temp, Elkins WV - Degree C	78	Air Temp, Elkins WV - Degree F
CCF	64	Cloud Cover Factor, Elkins WV	SHWRS	Cloud Cover, Elkins WV
T7	19.80	River Temp Sang Run @700		
T9	19.70	River Temp Sang Run @900		
T11	20.50	River Temp Sang Run @1100		
T12	20.90	River Temp Sang Run @1200		
T14	22.20	River Temp Sang Run @1400		
T15	22.80	River Temp Sang Run @1500		
Q	22.00	River Flow at Oakland		

D. M. C.

YOUGHIOGHENY RIVER WATER TEMPERATURE ENHANCEMENT PLAN

Simulate a R

56 = CFS River Flow at Oakland

August 19, 2015

Print Info for file

Time	Predicted Maximum River Water Temperature Degree C	Deep Creek Action
0700	23.45 (23 to 26.4)	Check Again at 0900
0900	23.41 (23 to 25.9)	Check Again at 1100
1100	24.84 (23 to 25.4)	Check Again at 1200
1200	25.29 (23 to 25.3)	Check Again at 1400
1400	23.90 (23 to 25.2)	Check Again at 1500
1500	24.02	Check Again Tomorrow at 0700

Tair °C	27.22	Air Temp, Elkins WV - Degree C	81 TSTRMS	Air Temp, Elkins WV - Degree F
CCF	100	Cloud Cover Factor, Elkins WV		Cloud Cover, Elkins WV
T7	19.80	River Temp Sang Run @700		
T9	19.90	River Temp Sang Run @900		
T11	21.10	River Temp Sang Run @1100		
T12	22.30	River Temp Sang Run @1200		
T14	22.80	River Temp Sang Run @1400		
T15	23.30	River Temp Sang Run @1500		
Q	56.00	River Flow at Oakland		

Handwritten signature in blue ink

YOUGHIOGHENY RIVER WATER TEMPERATURE ENHANCEMENT PLAN

Simulate a R

98 = CFS River Flow at Oakland

August 20, 2015

Print Info for file

Time	Predicted Maximum River Water Temperature Degree C	Deep Creek Action
0700	21.76 (23 to 26.4)	Check Again at 0900
0900	21.83 (23 to 25.9)	Check Again at 1100
1100	24.10 (23 to 25.4)	Check Again at 1200
1200	24.12 (23 to 25.3)	Check Again at 1400
1400	24.38 (23 to 25.2)	Check Again at 1500
1500	24.53	Check Again Tomorrow at 0700

Tair °C	24.44	Air Temp, Elkins WV - Degree C	76	Air Temp, Elkins WV - Degree F
CCF	64	Cloud Cover Factor, Elkins WV	SHWRS	Cloud Cover, Elkins WV
T7	20.40	River Temp Sang Run @700		
T9	20.40	River Temp Sang Run @900		
T11	21.10	River Temp Sang Run @1100		
T12	21.70	River Temp Sang Run @1200		
T14	23.10	River Temp Sang Run @1400		
T15	23.70	River Temp Sang Run @1500		
Q	98.00	River Flow at Oakland		

YOUGHIOGHENY RIVER WATER TEMPERATURE ENHANCEMENT PLAN

Simulate a Re

133 = CFS River Flow at Oakland

August 21, 2015

Print Info for file

Time	Predicted Maximum River Water Temperature Degree C	Deep Creek Action
0700	26.4 (23 to 26.4)	Input 0700 SANG RUN Temp
0900	25.9 (23 to 25.9)	Input 0700 SANG RUN Temp
1100	25.4 (23 to 25.4)	Input 0700 SANG RUN Temp
1200	25.3 (23 to 25.3)	Input 0700 SANG RUN Temp
1400	25.2 (23 to 25.2)	Input 0700 SANG RUN Temp
1500		Input 0700 SANG RUN Temp

Tair °C	24.44	Air Temp, Elkins WV - Degree C	76	Air Temp, Elkins WV - Degree F
CCF	1	Cloud Cover Factor, Elkins WV	SUNNY	Cloud Cover, Elkins WV
T7	No Data	River Temp Sang Run @700		
T9	--	River Temp Sang Run @900		
T11	--	River Temp Sang Run @1100		
T12	--	River Temp Sang Run @1200		
T14	--	River Temp Sang Run @1400		
T15	--	River Temp Sang Run @1500		
Q	133.00	River Flow at Oakland		

while water release
 Jay MOW 8/21/15

YOUGHIOGHENY RIVER WATER TEMPERATURE ENHANCEMENT PLAN

Simulate a R

58 = CFS River Flow at Oakland

August 22, 2015

Print Info for file

Time	Predicted Maximum River Water Temperature Degree C	Deep Creek Action
0700	-- (23 to 26.4)	Input 0700 SANG RUN Temp
0900	-- (23 to 25.9)	Input 0700 SANG RUN Temp
1100	-- (23 to 25.4)	Input 0700 SANG RUN Temp
1200	-- (23 to 25.3)	Input 0700 SANG RUN Temp
1400	-- (23 to 25.2)	Input 0700 SANG RUN Temp
1500	--	Input 0700 SANG RUN Temp

Tair °C	26.67	Air Temp, Elkins WV - Degree C	80	Air Temp, Elkins WV - Degree F
CCF	9	Cloud Cover Factor, Elkins WV	MOSUNNY	Cloud Cover, Elkins WV
T7	No Data	River Temp Sang Run @700		
T9	--	River Temp Sang Run @900		
T11	--	River Temp Sang Run @1100		
T12	--	River Temp Sang Run @1200		
T14	--	River Temp Sang Run @1400		
T15	--	River Temp Sang Run @1500		
Q	58.00	River Flow at Oakland		

white water release

Jay McJannet
 K. McJannet

YOUGHIOGHENY RIVER WATER TEMPERATURE ENHANCEMENT PLAN

Simulate a Re

38 = CFS River Flow at Oakland

August 23, 2015

Print Info for file

Time	Predicted Maximum River Water Temperature Degree C	Deep Creek Action
0700	24.90 (23 to 26.4)	Check Again at 0900
0900	24.59 (23 to 25.9)	Check Again at 1100
1100	24.15 (23 to 25.4)	Check Again at 1200
1200	23.81 (23 to 25.3)	Check Again at 1400
1400	24.71 (23 to 25.2)	Check Again at 1500
1500	24.05	Check Again Tomorrow at 0700

Tair °C	28.33	Air Temp, Elkins WV - Degree C	83	Air Temp, Elkins WV - Degree F
CCF	36	Cloud Cover Factor, Elkins WV	PTSUNY	Cloud Cover, Elkins WV
T7	17.30	River Temp Sang Run @700		
T9	17.30	River Temp Sang Run @900		
T11	18.40	River Temp Sang Run @1100		
T12	19.10	River Temp Sang Run @1200		
T14	21.90	River Temp Sang Run @1400		
T15	22.40	River Temp Sang Run @1500		
Q	38.00	River Flow at Oakland		

8-23-15
 Jay M. O'Connell
 R. McClan 8/23/15

YOUGHIOGHENY RIVER WATER TEMPERATURE ENHANCEMENT PLAN

Simulate a R

30 = CFS River Flow at Oakland

August 24, 2015

Print Info for file

Time	Predicted Maximum River Water Temperature Degree C	Deep Creek Action
0700	-- (23 to 26.4)	Input 0700 SANG RUN Temp
0900	-- (23 to 25.9)	Input 0700 SANG RUN Temp
1100	-- (23 to 25.4)	Input 0700 SANG RUN Temp
1200	-- (23 to 25.3)	Input 0700 SANG RUN Temp
1400	-- (23 to 25.2)	Input 0700 SANG RUN Temp
1500	--	Input 0700 SANG RUN Temp

WHITE
WATER
RELEASE

Tair °C	23.33	Air Temp, Elkins WV - Degree C	74	Air Temp, Elkins WV - Degree F
CCF	100	Cloud Cover Factor, Elkins WV	TSTRMS	Cloud Cover, Elkins WV
T7	No Data	River Temp Sang Run @700		
T9	--	River Temp Sang Run @900		
T11	--	River Temp Sang Run @1100		
T12	--	River Temp Sang Run @1200		
T14	--	River Temp Sang Run @1400		
T15	--	River Temp Sang Run @1500		
Q	30.00	River Flow at Oakland		

Handwritten signature in blue ink

YOUGHIOGHENY RIVER WATER TEMPERATURE ENHANCEMENT PLAN

Simulate a R2

27 = CFS River Flow at Oakland

August 25, 2015

Print Info for file

Time	Predicted Maximum River Water Temperature Degree C	Deep Creek Action
0700	25.75 (23 to 26.4)	Check Again at 0900
0900	25.48 (23 to 25.9)	Check Again at 1100
1100	24.69 (23 to 25.4)	Check Again at 1200
1200	24.59 (23 to 25.3)	Check Again at 1400
1400	23.72 (23 to 25.2)	Check Again at 1500
1500	23.72	Check Again Tomorrow at 0700

Tair °C	28.33	Air Temp, Elkins WV - Degree C	83	Air Temp, Elkins WV - Degree F
CCF	1	Cloud Cover Factor, Elkins WV	SUNNY	Cloud Cover, Elkins WV
T7	16.90	River Temp Sang Run @700		
T9	16.90	River Temp Sang Run @900		
T11	18.30	River Temp Sang Run @1100		
T12	19.40	River Temp Sang Run @1200		
T14	21.30	River Temp Sang Run @1400		
T15	22.20	River Temp Sang Run @1500		
Q	27.00	River Flow at Oakland		

YOUGHIOGHENY RIVER WATER TEMPERATURE ENHANCEMENT PLAN

Simulate a Re

25 = CFS River Flow at Oakland

August 26, 2015

Print Info for file

Time	Predicted Maximum River Water Temperature Degree C	Deep Creek Action
0700	25.68 (23 to 26.4)	Check Again at 0900
0900	25.27 (23 to 25.9)	Check Again at 1100
1100	23.54 (23 to 25.4)	Check Again at 1200
1200	22.82 (23 to 25.3)	Check Again at 1400
1400	20.73 (23 to 25.2)	Check Again at 1500
1500	20.41	Check Again Tomorrow at 0700

Tair °C	28.33	Air Temp, Elkins WV - Degree C	83	Air Temp, Elkins WV - Degree F
CCF	1	Cloud Cover Factor, Elkins WV	SUNNY	Cloud Cover, Elkins WV
T7	16.70	River Temp Sang Run @700		
T9	16.60	River Temp Sang Run @900		
T11	17.30	River Temp Sang Run @1100		
T12	17.60	River Temp Sang Run @1200		
T14	18.30	River Temp Sang Run @1400		
T15	18.80	River Temp Sang Run @1500		
Q	25.00	River Flow at Oakland		

YOUGHIOGHENY RIVER WATER TEMPERATURE ENHANCEMENT PLAN

Simulate a Re

22 = CFS River Flow at Oakland

August 27, 2015

Print Info for file

Time	Predicted Maximum River Water Temperature Degree C	Deep Creek Action
0700	25.05 (23 to 26.4)	Check Again at 0900
0900	24.73 (23 to 25.9)	Check Again at 1100
1100	24.13 (23 to 25.4)	Check Again at 1200
1200	23.95 (23 to 25.3)	Check Again at 1400
1400	21.51 (23 to 25.2)	Check Again at 1500
1500	21.80	Check Again Tomorrow at 0700

Tair °C	27.22	Air Temp, Elkins WV - Degree C	81	Air Temp, Elkins WV - Degree F
CCF	1	Cloud Cover Factor, Elkins WV	SUNNY	Cloud Cover, Elkins WV
T7	15.90	River Temp Sang Run @700		
T9	15.90	River Temp Sang Run @900		
T11	17.50	River Temp Sang Run @1100		
T12	18.60	River Temp Sang Run @1200		
T14	19.40	River Temp Sang Run @1400		
T15	19.90	River Temp Sang Run @1500		
Q	22.00	River Flow at Oakland		

YOUGHIOGHENY RIVER WATER TEMPERATURE ENHANCEMENT PLAN

Simulate a R

21 = CFS River Flow at Oakland

August 28, 2015

Print Info for file

Time	Predicted Maximum River Water Temperature Degree C	Deep Creek Action
0700	24.20 (23 to 26.4)	Check Again at 0900
0900	23.70 (23 to 25.9)	Check Again at 1100
1100	23.15 (23 to 25.4)	Check Again at 1200
1200	22.66 (23 to 25.3)	Check Again at 1400
1400	21.15 (23 to 25.2)	Check Again at 1500
1500	21.34	Check Again Tomorrow at 0700

Tair °C	26.11	Air Temp, Elkins WV - Degree C	79	Air Temp, Elkins WV - Degree F
CCF	9	Cloud Cover Factor, Elkins WV	MOSUNNY	Cloud Cover, Elkins WV
T7	14.90	River Temp Sang Run @700		
T9	14.80	River Temp Sang Run @900		
T11	16.40	River Temp Sang Run @1100		
T12	17.20	River Temp Sang Run @1200		
T14	18.60	River Temp Sang Run @1400		
T15	19.60	River Temp Sang Run @1500		
Q	21.00	River Flow at Oakland		

YOUGHIOGHENY RIVER WATER TEMPERATURE ENHANCEMENT PLAN

Simulate a R

19 = CFS River Flow at Oakland

August 29, 2015

Print Info for file

Time	Predicted Maximum River Water Temperature Degree C	Deep Creek Action
0700	-- (23 to 26.4)	Input 0700 SANG RUN Temp
0900	-- (23 to 25.9)	Input 0700 SANG RUN Temp
1100	-- (23 to 25.4)	Input 0700 SANG RUN Temp
1200	-- (23 to 25.3)	Input 0700 SANG RUN Temp
1400	-- (23 to 25.2)	Input 0700 SANG RUN Temp
1500	--	Input 0700 SANG RUN Temp

Tair °C	27.22	Air Temp, Elkins WV - Degree C	81	Air Temp, Elkins WV - Degree F
CCF	64	Cloud Cover Factor, Elkins WV	MOCLDY	Cloud Cover, Elkins WV
T7	No Data	River Temp Sang Run @700		
T9	--	River Temp Sang Run @900		
T11	--	River Temp Sang Run @1100		
T12	--	River Temp Sang Run @1200		
T14	--	River Temp Sang Run @1400		
T15	--	River Temp Sang Run @1500		
Q	19.00	River Flow at Oakland		

YOUGHIOGHENY RIVER WATER TEMPERATURE ENHANCEMENT PLAN

Simulate a Re

17 = CFS River Flow at Oakland

August 30, 2015

Print Info for file

Time	Predicted Maximum River Water Temperature Degree C	Deep Creek Action
0700	24.76 (23 to 26.4)	Check Again at 0900
0900	24.23 (23 to 25.9)	Check Again at 1100
1100	24.15 (23 to 25.4)	Check Again at 1200
1200	24.01 (23 to 25.3)	Check Again at 1400
1400	24.07 (23 to 25.2)	Check Again at 1500
1500	23.47	Check Again Tomorrow at 0700

Tair °C	27.22	Air Temp, Elkins WV - Degree C	81	Air Temp, Elkins WV - Degree F
CCF	36	Cloud Cover Factor, Elkins WV	PTCLDY	Cloud Cover, Elkins WV
T7	17.00	River Temp Sang Run @700		
T9	16.80	River Temp Sang Run @900		
T11	18.30	River Temp Sang Run @1100		
T12	19.30	River Temp Sang Run @1200		
T14	21.60	River Temp Sang Run @1400		
T15	22.00	River Temp Sang Run @1500		
Q	17.00	River Flow at Oakland		

YOUGHIOGHENY RIVER WATER TEMPERATURE ENHANCEMENT PLAN

Simulate a Re

16 = CFS River Flow at Oakland

August 31, 2015

Print Info for file

Time	Predicted Maximum River Water Temperature Degree C	Deep Creek Action
0700	25.25 (23 to 26.4)	Check Again at 0900
0900	-- (23 to 25.9)	Input 0900 SANG RUN Temp
1100	-- (23 to 25.4)	Input 0900 SANG RUN Temp
1200	-- (23 to 25.3)	Input 0900 SANG RUN Temp
1400	-- (23 to 25.2)	Input 0900 SANG RUN Temp
1500	--	Input 0900 SANG RUN Temp

Tair °C	26.67	Air Temp, Elkins WV - Degree C	80	Air Temp, Elkins WV - Degree F
CCF	36	Cloud Cover Factor, Elkins WV	PTCLDY	Cloud Cover, Elkins WV
T7	19.00	River Temp Sang Run @700		
T9	--	River Temp Sang Run @900		
T11	--	River Temp Sang Run @1100		
T12	--	River Temp Sang Run @1200		
T14	--	River Temp Sang Run @1400		
T15	--	River Temp Sang Run @1500		
Q	16.00	River Flow at Oakland		

white water release

Jay MO

R. McLean 8/7/15

APPENDIX C

**BYPASS FLOW MONITORING LOG SHEETS
BYPASS FLOW OPERATION DATA TABLE AND
USGS PROVISIONAL WATER DISCHARGE DATA TABLE**

January 1, 2015

Deep Creek Bypass Valve Operation

Current River Flow at Hoyes Run CFS	Current Bypass valve opening %	Calculated Hoyes Run Flow CFS	Bypass Flow Required CFS	Bypass Valve % Open
115.0	closed	115.0	0.0	closed

Bypass valve required to be opened per table? YES NO

Bypass valve position logged on 'Input Area' sheet? YES NO N/A

Regional Operator _____

Shift Supervisor _____

NOTES:

January 2, 2015

Deep Creek Bypass Valve Operation

Current River Flow at Hoyes Run CFS	Current Bypass valve opening %	Calculated Hoyes Run Flow CFS	Bypass Flow Required CFS	Bypass Valve % Open
380.0	closed	380.0	0.0	closed

Bypass valve required to be opened per table? YES NO

Bypass valve position logged on 'Input Area' sheet? YES NO N/A

Regional Operator *[Signature]*

Shift Supervisor *[Signature]* 1/2/15

NOTES:


January 3, 2015


Deep Creek Bypass Valve Operation

Current River Flow at Hoyes Run CFS	Current Bypass valve opening %	Calculated Hoyes Run Flow CFS	Bypass Flow Required CFS	Bypass Valve % Open
265.0	closed	265.0	0.0	closed

Bypass valve required to be opened per table? YES NO

Bypass valve position logged on 'Input Area' sheet? YES NO N/A

Regional Operator 

Shift Supervisor  1/3/15

NOTES:

January 4, 2015

Deep Creek Bypass Valve Operation

Current River Flow at Hoyes Run CFS	Current Bypass valve opening %	Calculated Hoyes Run Flow CFS	Bypass Flow Required CFS	Bypass Valve % Open
452.0	closed	452.0	0.0	closed

Bypass valve required to be opened per table? YES NO

Bypass valve position logged on 'Input Area' sheet? YES NO N/A

Regional Operator *[Signature]*

Shift Supervisor *[Signature]* 1/4/15

NOTES:

January 5, 2015


Deep Creek Bypass Valve Operation

Current River Flow at Hoyes Run CFS	Current Bypass valve opening %	Calculated Hoyes Run Flow CFS	Bypass Flow Required CFS	Bypass Valve % Open
1150.0	closed	1150.0	0.0	closed

Bypass valve required to be opened per table? YES NO

Bypass valve position logged on 'Input Area' sheet? YES NO N/A

Regional Operator 

Shift Supervisor  1/5/15

NOTES:

January 6, 2015

Deep Creek Bypass Valve Operation

Current River Flow at Hoyas Run CFS	Current Bypass valve opening %	Calculated Hoyas Run Flow CFS	Bypass Flow Required CFS	Bypass Valve % Open
645.0	closed	645.0	0.0	closed

Bypass valve required to be opened per table? YES NO

Bypass valve position logged on 'Input Area' sheet? YES NO N/A

Regional Operator 

Shift Supervisor  1/6/15

NOTES:

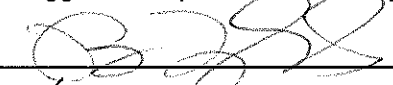
January 7, 2015

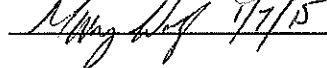
Deep Creek Bypass Valve Operation

Current River Flow at Hoyes Run CFS	Current Bypass valve opening %	Calculated Hoyes Run Flow CFS	Bypass Flow Required CFS	Bypass Valve % Open
492.0	closed	492.0	0.0	closed

Bypass valve required to be opened per table? YES NO

Bypass valve position logged on 'Input Area' sheet? YES NO N/A

Regional Operator 

Shift Supervisor  1/7/15

NOTES:

January 8, 2015

Deep Creek Bypass Valve Operation

Current River Flow at Hoyes Run CFS	Current Bypass valve opening %	Calculated Hoyes Run Flow CFS	Bypass Flow Required CFS	Bypass Valve % Open
415.0	closed	415.0	0.0	closed

Bypass valve required to be opened per table? YES NO

Bypass valve position logged on 'Input Area' sheet? YES NO N/A

Regional Operator _____

Shift Supervisor _____

NOTES:

January 9, 2015

Deep Creek Bypass Valve Operation

Current River Flow at Hoyes Run CFS	Current Bypass valve opening %	Calculated Hoyes Run Flow CFS	Bypass Flow Required CFS	Bypass Valve % Open
468.0	closed	468.0	0.0	closed

Bypass valve required to be opened per table? YES NO

Bypass valve position logged on 'Input Area' sheet? YES NO N/A

Regional Operator *[Signature]*

Shift Supervisor *R. McKame 1/09/15*

NOTES:

January 10, 2015

Deep Creek Bypass Valve Operation

Current River Flow at Hoyes Run CFS	Current Bypass valve opening %	Calculated Hoyes Run Flow CFS	Bypass Flow Required CFS	Bypass Valve % Open
400.0	closed	400.0	0.0	closed

Bypass valve required to be opened per table? YES NO

Bypass valve position logged on 'Input Area' sheet? YES NO N/A

Regional Operator *[Signature]*

Shift Supervisor *R. McKenna 1/10/15*

NOTES:

January 11, 2015

Deep Creek Bypass Valve Operation

Current River Flow at Hoyes Run CFS	Current Bypass valve opening %	Calculated Hoyes Run Flow CFS	Bypass Flow Required CFS	Bypass Valve % Open
360.0	closed	360.0	0.0	closed

Bypass valve required to be opened per table? YES NO

Bypass valve position logged on 'Input Area' sheet? YES NO N/A

Regional Operator *[Signature]*

Shift Supervisor *R. Melan* *1/11/15*

NOTES:


January 12, 2015


Deep Creek Bypass Valve Operation

Current River Flow at Hoyes Run CFS	Current Bypass valve opening %	Calculated Hoyes Run Flow CFS	Bypass Flow Required CFS	Bypass Valve % Open
332.0	closed	332.0	0.0	closed

Bypass valve required to be opened per table? YES NO

Bypass valve position logged on 'Input Area' sheet? YES NO N/A

Regional Operator 

Shift Supervisor  1/12/15

NOTES:

January 13, 2015

Deep Creek Bypass Valve Operation

Current River Flow at Hoyes Run CFS	Current Bypass valve opening %	Calculated Hoyes Run Flow CFS	Bypass Flow Required CFS	Bypass Valve % Open
626.0	closed	626.0	0.0	closed

Bypass valve required to be opened per table? YES NO

Bypass valve position logged on 'Input Area' sheet? YES NO N/A

Regional Operator _____

Shift Supervisor *[Signature]* 1/13/15

NOTES:


January 14, 2015

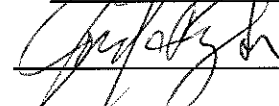
Deep Creek Bypass Valve Operation

Current River Flow at Hoyes Run CFS	Current Bypass valve opening %	Calculated Hoyes Run Flow CFS	Bypass Flow Required CFS	Bypass Valve % Open
492.0	closed	492.0	0.0	closed

Bypass valve required to be opened per table? YES NO

Bypass valve position logged on 'Input Area' sheet? YES NO N/A

Regional Operator 

Shift Supervisor 

NOTES:

January 15, 2015


Deep Creek Bypass Valve Operation

Current River Flow at Hoyes Run CFS	Current Bypass valve opening %	Calculated Hoyes Run Flow CFS	Bypass Flow Required CFS	Bypass Valve % Open
386.0	closed	386.0	0.0	closed

Bypass valve required to be opened per table? YES NO

Bypass valve position logged on 'Input Area' sheet? YES NO N/A

Regional Operator 

Shift Supervisor 

NOTES:


January 16, 2015

Deep Creek Bypass Valve Operation

Current River Flow at Hoyos Run CFS	Current Bypass valve opening %	Calculated Hoyos Run Flow CFS	Bypass Flow Required CFS	Bypass Valve % Open
393.0	closed	393.0	0.0	closed

Bypass valve required to be opened per table? YES NO

Bypass valve position logged on 'Input Area' sheet? YES NO N/A

Regional Operator 

Shift Supervisor  J. Ross

NOTES:

January 17, 2015

Deep Creek Bypass Valve Operation

Current River Flow at Hoyes Run CFS	Current Bypass valve opening %	Calculated Hoyes Run Flow CFS	Bypass Flow Required CFS	Bypass Valve % Open
282.0	closed	282.0	0.0	closed

Bypass valve required to be opened per table? YES NO

Bypass valve position logged on 'Input Area' sheet? YES NO N/A

Regional Operator _____

Shift Supervisor *[Signature]* grawc

NOTES:

January 18, 2015

Deep Creek Bypass Valve Operation

Current River Flow at Hoyes Run CFS	Current Bypass valve opening %	Calculated Hoyes Run Flow CFS	Bypass Flow Required CFS	Bypass Valve % Open
276.0	closed	276.0	0.0	closed

Bypass valve required to be opened per table? YES NO

Bypass valve position logged on 'Input Area' sheet? YES NO N/A

Regional Operator _____

Shift Supervisor Pruss

NOTES:

January 19, 2015

Deep Creek Bypass Valve Operation

Current River Flow at Hoyes Run CFS	Current Bypass valve opening %	Calculated Hoyes Run Flow CFS	Bypass Flow Required CFS	Bypass Valve % Open
276.0	closed	276.0	0.0	closed

Bypass valve required to be opened per table? YES NO

Bypass valve position logged on 'Input Area' sheet? YES NO N/A

Regional Operator *[Signature]*

Shift Supervisor *Broukema 1/19/15*

NOTES:

January 20, 2015

Deep Creek Bypass Valve Operation

Current River Flow at Hoyes Run CFS	Current Bypass valve opening %	Calculated Hoyes Run Flow CFS	Bypass Flow Required CFS	Bypass Valve % Open
248.0	closed	248.0	0.0	closed

Bypass valve required to be opened per table? YES NO

Bypass valve position logged on 'Input Area' sheet? YES NO N/A

Regional Operator [Signature]

Shift Supervisor R. McKenna 1/20/15

NOTES:

January 21, 2015

Deep Creek Bypass Valve Operation

Current River Flow at Hoyes Run CFS	Current Bypass valve opening %	Calculated Hoyes Run Flow CFS	Bypass Flow Required CFS	Bypass Valve % Open
243.0	closed	243.0	0.0	closed

Bypass valve required to be opened per table? YES NO

Bypass valve position logged on 'Input Area' sheet? YES NO N/A

Regional Operator

[Signature]

Shift Supervisor

Rinck 1/2

NOTES:

January 22, 2015

Deep Creek Bypass Valve Operation

Current River Flow at Hoyes Run CFS	Current Bypass valve opening %	Calculated Hoyes Run Flow CFS	Bypass Flow Required CFS	Bypass Valve % Open
222.0	closed	222.0	0.0	closed

Bypass valve required to be opened per table? YES NO

Bypass valve position logged on 'Input Area' sheet? YES NO N/A

Regional Operator *[Signature]*

Shift Supervisor *R. McLean 1/22/15*

NOTES:

January 23, 2015

Deep Creek Bypass Valve Operation

Current River Flow at Hoyes Run CFS	Current Bypass valve opening %	Calculated Hoyes Run Flow CFS	Bypass Flow Required CFS	Bypass Valve % Open
222.0	closed	222.0	0.0	closed

Bypass valve required to be opened per table? YES NO

Bypass valve position logged on 'Input Area' sheet? YES NO N/A

Regional Operator *[Signature]*

Shift Supervisor *[Signature]* 1/23/15

NOTES:

January 24, 2015

Deep Creek Bypass Valve Operation

Current River Flow at Hoyes Run CFS	Current Bypass valve opening %	Calculated Hoyes Run Flow CFS	Bypass Flow Required CFS	Bypass Valve % Open
243.0	closed	243.0	0.0	closed

Bypass valve required to be opened per table? YES NO

Bypass valve position logged on 'Input Area' sheet? YES NO N/A

Regional Operator *Mike Smith*

Shift Supervisor *Greg Whaley 1/24/15*

NOTES:

09


January 27, 2015


Deep Creek Bypass Valve Operation

Current River Flow at Hoyes Run CFS	Current Bypass valve opening %	Calculated Hoyes Run Flow CFS	Bypass Flow Required CFS	Bypass Valve % Open
294.0	closed	294.0	0.0	closed

Bypass valve required to be opened per table? YES NO

Bypass valve position logged on 'Input Area' sheet? YES NO N/A

Regional Operator 

Shift Supervisor  02055

NOTES:


January 28, 2015


Deep Creek Bypass Valve Operation

Current River Flow at Hoyes Run CFS	Current Bypass valve opening %	Calculated Hoyes Run Flow CFS	Bypass Flow Required CFS	Bypass Valve % Open
227.0	closed	227.0	0.0	closed

Bypass valve required to be opened per table? YES NO

Bypass valve position logged on 'Input Area' sheet? YES NO N/A

Regional Operator 

Shift Supervisor  Gross

NOTES:


January 29, 2015

Deep Creek Bypass Valve Operation

Current River Flow at Hoyes Run CFS	Current Bypass valve opening %	Calculated Hoyes Run Flow CFS	Bypass Flow Required CFS	Bypass Valve % Open
212.0	closed	212.0	0.0	closed

Bypass valve required to be opened per table? YES NO

Bypass valve position logged on 'Input Area' sheet? YES NO N/A

Regional Operator 

Shift Supervisor _____

NOTES:


January 30, 2015

Deep Creek Bypass Valve Operation

Current River Flow at Hoyes Run CFS	Current Bypass valve opening %	Calculated Hoyes Run Flow CFS	Bypass Flow Required CFS	Bypass Valve % Open
288.0	closed	288.0	0.0	closed

Bypass valve required to be opened per table? YES NO

Bypass valve position logged on 'Input Area' sheet? YES NO N/A

Regional Operator 

Shift Supervisor 

NOTES:

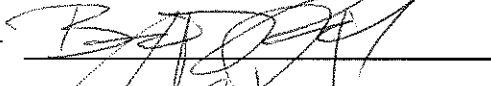
January 31, 2015


Deep Creek Bypass Valve Operation

Current River Flow at Hoyes Run CFS	Current Bypass valve opening %	Calculated Hoyes Run Flow CFS	Bypass Flow Required CFS	Bypass Valve % Open
270.0	closed	270.0	0.0	closed

Bypass valve required to be opened per table? YES NO

Bypass valve position logged on 'Input Area' sheet? YES NO N/A

Regional Operator 

Shift Supervisor 

NOTES:

February 1, 2015

Deep Creek Bypass Valve Operation

Current River Flow at Hoyes Run CFS	Current Bypass valve opening %	Calculated Hoyes Run Flow CFS	Bypass Flow Required CFS	Bypass Valve % Open
319.0	closed	319.0	0.0	closed

Bypass valve required to be opened per table? YES NO

Bypass valve position logged on 'Input Area' sheet? YES NO N/A

Regional Operator _____

Shift Supervisor _____

NOTES:

February 2, 2015

Deep Creek Bypass Valve Operation

Current River Flow at Hoyes Run CFS	Current Bypass valve opening %	Calculated Hoyes Run Flow CFS	Bypass Flow Required CFS	Bypass Valve % Open
332.0	closed	332.0	0.0	closed

Bypass valve required to be opened per table? YES NO

Bypass valve position logged on 'Input Area' sheet? YES NO N/A

Regional Operator _____

Shift Supervisor *[Signature]* 2/2/15

NOTES:

February 3, 2015

Deep Creek Bypass Valve Operation

Current River Flow at Hoyes Run CFS	Current Bypass valve opening %	Calculated Hoyes Run Flow CFS	Bypass Flow Required CFS	Bypass Valve % Open
1350.0	closed	1350.0	0.0	closed

Bypass valve required to be opened per table? YES NO

Bypass valve position logged on 'Input Area' sheet? YES NO N/A

Regional Operator _____

Shift Supervisor Mary May 2/3/15

NOTES:

February 4, 2015

Deep Creek Bypass Valve Operation

Current River Flow at Hoyes Run CFS	Current Bypass valve opening %	Calculated Hoyes Run Flow CFS	Bypass Flow Required CFS	Bypass Valve % Open
761.0	closed	761.0	0.0	closed

Bypass valve required to be opened per table? YES NO

Bypass valve position logged on 'Input Area' sheet? YES NO N/A

Regional Operator _____

Shift Supervisor Wing Wang 2/4/15

NOTES:


February 5, 2015


Deep Creek Bypass Valve Operation

Current River Flow at Hoyes Run CFS	Current Bypass valve opening %	Calculated Hoyes Run Flow CFS	Bypass Flow Required CFS	Bypass Valve % Open
588.0	closed	588.0	0.0	closed

Bypass valve required to be opened per table? YES NO

Bypass valve position logged on 'Input Area' sheet? YES NO N/A

Regional Operator 

Shift Supervisor  2/5/15

NOTES:

February 6, 2015

Deep Creek Bypass Valve Operation

Current River Flow at Hoyes Run CFS	Current Bypass valve opening %	Calculated Hoyes Run Flow CFS	Bypass Flow Required CFS	Bypass Valve % Open
346.0	closed	346.0	0.0	closed

Bypass valve required to be opened per table? YES NO

Bypass valve position logged on 'Input Area' sheet? YES NO N/A

Regional Operator Christopher Carr

Shift Supervisor R. Melker 2/06/15

NOTES:

February 7, 2015

Deep Creek Bypass Valve Operation

Current River Flow at Hoyes Run CFS	Current Bypass valve opening %	Calculated Hoyes Run Flow CFS	Bypass Flow Required CFS	Bypass Valve % Open
437.0	closed	437.0	0.0	closed

Bypass valve required to be opened per table? YES NO

Bypass valve position logged on 'Input Area' sheet? YES NO N/A

Regional Operator Christopher Conn

Shift Supervisor R. McKenna 2/07/15

NOTES:

February 8, 2015

Deep Creek Bypass Valve Operation

Current River Flow at Hoyes Run CFS	Current Bypass valve opening %	Calculated Hoyes Run Flow CFS	Bypass Flow Required CFS	Bypass Valve % Open
400.0	closed	400.0	0.0	closed

Bypass valve required to be opened per table? ^{cc} YES NO

Bypass valve position logged on 'Input Area' sheet? YES NO N/A

Regional Operator Christopher Corn

Shift Supervisor R. McNamee 2/8/15

NOTES:

February 9, 2015

Deep Creek Bypass Valve Operation

Current River Flow at Hoyes Run CFS	Current Bypass valve opening %	Calculated Hoyes Run Flow CFS	Bypass Flow Required CFS	Bypass Valve % Open
878.0	closed	878.0	0.0	closed

Bypass valve required to be opened per table? YES NO

Bypass valve position logged on 'Input Area' sheet? YES NO N/A

Regional Operator _____

Shift Supervisor _____

NOTES:

February 10, 2015

Deep Creek Bypass Valve Operation

Current River Flow at Hoyes Run CFS	Current Bypass valve opening %	Calculated Hoyes Run Flow CFS	Bypass Flow Required CFS	Bypass Valve % Open
1400.0	closed	1400.0	0.0	closed

Bypass valve required to be opened per table? YES NO

Bypass valve position logged on 'Input Area' sheet? YES NO N/A

Regional Operator _____

Shift Supervisor _____

NOTES:

February 11, 2015

Deep Creek Bypass Valve Operation

Current River Flow at Hoyes Run CFS	Current Bypass valve opening %	Calculated Hoyes Run Flow CFS	Bypass Flow Required CFS	Bypass Valve % Open
928.0	closed	928.0	0.0	closed

Bypass valve required to be opened per table? YES NO

Bypass valve position logged on 'Input Area' sheet? YES NO N/A

Regional Operator _____

Shift Supervisor _____

NOTES:

February 12, 2015

Deep Creek Bypass Valve Operation

Current River Flow at Hoyes Run CFS	Current Bypass valve opening %	Calculated Hoyes Run Flow CFS	Bypass Flow Required CFS	Bypass Valve % Open
739.0	closed	739.0	0.0	closed

Bypass valve required to be opened per table? YES NO

Bypass valve position logged on 'Input Area' sheet? YES NO N/A

Regional Operator _____

Shift Supervisor _____

NOTES:

February 13, 2015

Deep Creek Bypass Valve Operation

Current River Flow at Hoyes Run CFS	Current Bypass valve opening %	Calculated Hoyes Run Flow CFS	Bypass Flow Required CFS	Bypass Valve % Open
569.0	closed	569.0	0.0	closed

Bypass valve required to be opened per table? YES NO

Bypass valve position logged on 'Input Area' sheet? YES NO N/A

Regional Operator _____

Shift Supervisor *[Signature]*

NOTES:

February 14, 2015

Deep Creek Bypass Valve Operation

Current River Flow at Hoyes Run CFS	Current Bypass valve opening %	Calculated Hoyes Run Flow CFS	Bypass Flow Required CFS	Bypass Valve % Open
452.0	closed	452.0	0.0	closed

Bypass valve required to be opened per table? YES NO

Bypass valve position logged on 'Input Area' sheet? YES NO N/A

Regional Operator _____
Shift Supervisor _____

NOTES:

February 15, 2015

Deep Creek Bypass Valve Operation

Current River Flow at Hoyes Run CFS	Current Bypass valve opening %	Calculated Hoyes Run Flow CFS	Bypass Flow Required CFS	Bypass Valve % Open
288.0	closed	288.0	0.0	closed

Bypass valve required to be opened per table? YES NO

Bypass valve position logged on 'Input Area' sheet? YES NO N/A

Regional Operator 

Shift Supervisor  p.p.w.s.s

NOTES:

February 16, 2015

Deep Creek Bypass Valve Operation

Current River Flow at Hoyes Run CFS	Current Bypass valve opening %	Calculated Hoyes Run Flow CFS	Bypass Flow Required CFS	Bypass Valve % Open
380.0	closed	380.0	0.0	closed

Bypass valve required to be opened per table? YES NO

Bypass valve position logged on 'Input Area' sheet? YES NO N/A

Regional Operator [Signature]

Shift Supervisor [Signature] 2/16/15

NOTES:

February 17, 2015

Deep Creek Bypass Valve Operation

Current River Flow at Hoyes Run CFS	Current Bypass valve opening %	Calculated Hoyes Run Flow CFS	Bypass Flow Required CFS	Bypass Valve % Open
366.0	closed	366.0	0.0	closed

Bypass valve required to be opened per table? YES NO

Bypass valve position logged on 'Input Area' sheet? YES NO N/A

Regional Operator *[Signature]*

Shift Supervisor *R. Melan* 2/17/15

NOTES:

February 18, 2015

Deep Creek Bypass Valve Operation

Current River Flow at Hoyes Run CFS	Current Bypass valve opening %	Calculated Hoyes Run Flow CFS	Bypass Flow Required CFS	Bypass Valve % Open
332.0	closed	332.0	0.0	closed

Bypass valve required to be opened per table? YES NO

Bypass valve position logged on 'Input Area' sheet? YES NO N/A

Regional Operator *[Signature]*

Shift Supervisor *R. McKenna 2/18/15*

NOTES:

February 19, 2015

Deep Creek Bypass Valve Operation

Current River Flow at Hoyes Run CFS	Current Bypass valve opening %	Calculated Hoyes Run Flow CFS	Bypass Flow Required CFS	Bypass Valve % Open
276.0	closed	276.0	0.0	closed

Bypass valve required to be opened per table? YES NO

Bypass valve position logged on 'Input Area' sheet? YES NO N/A

Regional Operator _____

Shift Supervisor _____

NOTES:

February 20, 2015

Deep Creek Bypass Valve Operation

Current River Flow at Hoyes Run CFS	Current Bypass valve opening %	Calculated Hoyes Run Flow CFS	Bypass Flow Required CFS	Bypass Valve % Open
259.0	closed	259.0	0.0	closed

Bypass valve required to be opened per table? YES NO

Bypass valve position logged on 'Input Area' sheet? YES NO N/A

Regional Operator *[Signature]*

Shift Supervisor *Mady Wang 2/20/15*

NOTES:

February 21, 2015

Deep Creek Bypass Valve Operation

Current River Flow at Hoyes Run CFS	Current Bypass valve opening %	Calculated Hoyes Run Flow CFS	Bypass Flow Required CFS	Bypass Valve % Open
366.0	closed	366.0	0.0	closed

Bypass valve required to be opened per table? YES NO

Bypass valve position logged on 'Input Area' sheet? YES NO N/A

Regional Operator *MLH*

Shift Supervisor *Mary Kay 2/21/15*

NOTES:

February 22, 2015

Deep Creek Bypass Valve Operation

Current River Flow at Hoyes Run CFS	Current Bypass valve opening %	Calculated Hoyes Run Flow CFS	Bypass Flow Required CFS	Bypass Valve % Open
270.0	closed	270.0	0.0	closed

Bypass valve required to be opened per table? YES NO

Bypass valve position logged on 'Input Area' sheet? YES NO N/A

Regional Operator *Mike Smith*

Shift Supervisor *Mary May 2/22/15*

NOTES:

February 23, 2015

Deep Creek Bypass Valve Operation

Current River Flow at Hoyes Run CFS	Current Bypass valve opening %	Calculated Hoyes Run Flow CFS	Bypass Flow Required CFS	Bypass Valve % Open
270.0	closed	270.0	0.0	closed

Bypass valve required to be opened per table? YES NO

Bypass valve position logged on 'Input Area' sheet? YES NO N/A

Regional Operator _____

Shift Supervisor *Scott Press*

NOTES:

February 24, 2015

Deep Creek Bypass Valve Operation

Current River Flow at Hoyes Run CFS	Current Bypass valve opening %	Calculated Hoyes Run Flow CFS	Bypass Flow Required CFS	Bypass Valve % Open
415.0	closed	415.0	0.0	closed

Bypass valve required to be opened per table? YES NO

Bypass valve position logged on 'Input Area' sheet? YES NO N/A

Regional Operator *[Signature]*

Shift Supervisor *[Signature]* PRASS

NOTES:

February 25, 2015

Deep Creek Bypass Valve Operation

Current River Flow at Hoyee Run CFS	Current Bypass valve opening %	Calculated Hoyee Run Flow CFS	Bypass Flow Required CFS	Bypass Valve % Open
294.0	closed	294.0	0.0	closed

Bypass valve required to be opened per table? YES NO

Bypass valve position logged on 'Input Area' sheet? YES NO N/A

Regional Operator *[Signature]*

Shift Supervisor *[Signature]*

NOTES:


February 26, 2015

Deep Creek Bypass Valve Operation

Current River Flow at Hoyes Run CFS	Current Bypass valve opening %	Calculated Hoyes Run Flow CFS	Bypass Flow Required CFS	Bypass Valve % Open
232.0	closed	232.0	0.0	closed

Bypass valve required to be opened per table? YES NO

Bypass valve position logged on 'Input Area' sheet? YES NO N/A

Regional Operator 

Shift Supervisor 

NOTES:


February 27, 2015


Deep Creek Bypass Valve Operation

Current River Flow at Hoyes Run CFS	Current Bypass valve opening %	Calculated Hoyes Run Flow CFS	Bypass Flow Required CFS	Bypass Valve % Open
203.0	closed	203.0	0.0	closed

Bypass valve required to be opened per table? YES NO

Bypass valve position logged on 'Input Area' sheet? YES NO N/A

Regional Operator 

Shift Supervisor 

NOTES:

February 28, 2015

Deep Creek Bypass Valve Operation

Current River Flow at Hoyes Run CFS	Current Bypass valve opening %	Calculated Hoyes Run Flow CFS	Bypass Flow Required CFS	Bypass Valve % Open
300.0	closed	300.0	0.0	closed

Bypass valve required to be opened per table? YES NO

Bypass valve position logged on 'Input Area' sheet? YES NO N/A

Regional Operator _____

Shift Supervisor _____

NOTES:

March 1, 2015

Deep Creek Bypass Valve Operation

Current River Flow at Hoyes Run CFS	Current Bypass valve opening %	Calculated Hoyes Run Flow CFS	Bypass Flow Required CFS	Bypass Valve % Open
232.0	closed	232.0	0.0	closed

Bypass valve required to be opened per table? YES NO

Bypass valve position logged on 'Input Area' sheet? YES NO N/A

Regional Operator _____

Shift Supervisor _____

NOTES:

March 2, 2015

Deep Creek Bypass Valve Operation

Current River Flow at Hoyes Run CFS	Current Bypass valve opening %	Calculated Hoyes Run Flow CFS	Bypass Flow Required CFS	Bypass Valve % Open
276.0	closed	276.0	0.0	closed

Bypass valve required to be opened per table? YES NO

Bypass valve position logged on 'Input Area' sheet? YES NO N/A

Regional Operator *[Signature]*

Shift Supervisor *[Signature]* 3/2/15

NOTES:

March 3, 2015

Deep Creek Bypass Valve Operation

Current River Flow at Hoyes Run CFS	Current Bypass valve opening %	Calculated Hoyes Run Flow CFS	Bypass Flow Required CFS	Bypass Valve % Open
728.0	closed	728.0	0.0	closed

Bypass valve required to be opened per table? YES NO

Bypass valve position logged on 'Input Area' sheet? YES NO N/A

Regional Operator *[Signature]*

Shift Supervisor *[Signature]* 3/3/15

NOTES:


March 4, 2015

Deep Creek Bypass Valve Operation

Current River Flow at Hoyes Run CFS	Current Bypass valve opening %	Calculated Hoyes Run Flow CFS	Bypass Flow Required CFS	Bypass Valve % Open
2790.0	closed	2790.0	0.0	closed

Bypass valve required to be opened per table? YES NO

Bypass valve position logged on 'Input Area' sheet? YES NO N/A

Regional Operator 

Shift Supervisor  3/4/15

NOTES:

March 5, 2015

Deep Creek Bypass Valve Operation

Current River Flow at Hoyes Run CFS	Current Bypass valve opening %	Calculated Hoyes Run Flow CFS	Bypass Flow Required CFS	Bypass Valve % Open
7380.0	closed	7380.0	0.0	closed

Bypass valve required to be opened per table? YES NO

Bypass valve position logged on 'Input Area' sheet? YES NO N/A

Regional Operator *Robert Kent*

Shift Supervisor *Ally Sharp 3/5/15*

NOTES:

March 6, 2015

Deep Creek Bypass Valve Operation

Current River Flow at Hoyes Run CFS	Current Bypass valve opening %	Calculated Hoyes Run Flow CFS	Bypass Flow Required CFS	Bypass Valve % Open
2200.0	closed	2200.0	0.0	closed

Bypass valve required to be opened per table? YES NO

Bypass valve position logged on 'Input Area' sheet? YES NO N/A

Regional Operator *[Signature]*

Shift Supervisor *[Signature]*

NOTES:

March 7, 2015


Deep Creek Bypass Valve Operation

Current River Flow at Hoyes Run CFS	Current Bypass valve opening %	Calculated Hoyes Run Flow CFS	Bypass Flow Required CFS	Bypass Valve % Open
1250.0	closed	1250.0	0.0	closed

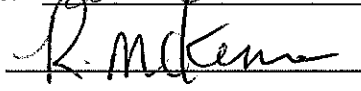
Bypass valve required to be opened per table? YES NO

Bypass valve position logged on 'Input Area' sheet? YES NO N/A

Regional Operator



Shift Supervisor

 3/06/15

NOTES:

March 8, 2015

Deep Creek Bypass Valve Operation

Current River Flow at Hoyes Run CFS	Current Bypass valve opening %	Calculated Hoyes Run Flow CFS	Bypass Flow Required CFS	Bypass Valve % Open
1280.0	closed	1280.0	0.0	closed

Bypass valve required to be opened per table? YES NO

Bypass valve position logged on 'Input Area' sheet? YES NO N/A

Regional Operator *[Signature]*

Shift Supervisor *[Signature]* 3/8/15

NOTES:

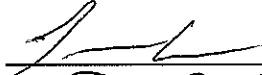
March 9, 2015


Deep Creek Bypass Valve Operation

Current River Flow at Hoyes Run CFS	Current Bypass valve opening %	Calculated Hoyes Run Flow CFS	Bypass Flow Required CFS	Bypass Valve % Open
1330.0	closed	1330.0	0.0	closed

Bypass valve required to be opened per table? YES NO

Bypass valve position logged on 'Input Area' sheet? YES NO N/A

Regional Operator 

Shift Supervisor 

NOTES:

March 10, 2015

Deep Creek Bypass Valve Operation

Current River Flow at Hoyes Run CFS	Current Bypass valve opening %	Calculated Hoyes Run Flow CFS	Bypass Flow Required CFS	Bypass Valve % Open
1560.0	closed	1560.0	0.0	closed

Bypass valve required to be opened per table? YES NO

Bypass valve position logged on 'Input Area' sheet? YES NO N/A

Regional Operator John J. McDermodt

Shift Supervisor [Signature]

NOTES:

March 11, 2015

Deep Creek Bypass Valve Operation

Current River Flow at Hoyes Run CFS	Current Bypass valve opening %	Calculated Hoyes Run Flow CFS	Bypass Flow Required CFS	Bypass Valve % Open
5890.0	closed	5890.0	0.0	closed

Bypass valve required to be opened per table? YES NO

Bypass valve position logged on 'Input Area' sheet? YES NO N/A

Regional Operator *Jay McQuinn*

Shift Supervisor *08388*

NOTES:

March 12, 2015

Deep Creek Bypass Valve Operation

Current River Flow at Hoyes Run CFS	Current Bypass valve opening %	Calculated Hoyes Run Flow CFS	Bypass Flow Required CFS	Bypass Valve % Open
4360.0	closed	4360.0	0.0	closed

Bypass valve required to be opened per table? YES NO

Bypass valve position logged on 'Input Area' sheet? YES NO N/A

Regional Operator John J. McDermott

Shift Supervisor B. J. S. S.

NOTES:

March 13, 2015


Deep Creek Bypass Valve Operation

Current River Flow at Hoyes Run CFS	Current Bypass valve opening %	Calculated Hoyes Run Flow CFS	Bypass Flow Required CFS	Bypass Valve % Open
2340.0	closed	2340.0	0.0	closed

Bypass valve required to be opened per table? YES NO

Bypass valve position logged on 'Input Area' sheet? YES NO N/A

Regional Operator 

Shift Supervisor 

NOTES:


March 14, 2015

Deep Creek Bypass Valve Operation

Current River Flow at Hoyes Run CFS	Current Bypass valve opening %	Calculated Hoyes Run Flow CFS	Bypass Flow Required CFS	Bypass Valve % Open
2490.0	closed	2490.0	0.0	closed

Bypass valve required to be opened per table? YES NO

Bypass valve position logged on 'Input Area' sheet? YES NO N/A

Regional Operator 

Shift Supervisor  9/25/15

NOTES:


March 15, 2015


Deep Creek Bypass Valve Operation

Current River Flow at Hoyes Run CFS	Current Bypass valve opening %	Calculated Hoyes Run Flow CFS	Bypass Flow Required CFS	Bypass Valve % Open
4530.0	closed	4530.0	0.0	closed

Bypass valve required to be opened per table? YES NO

Bypass valve position logged on 'Input Area' sheet? YES NO N/A

Regional Operator 

Shift Supervisor  P.ROSS

NOTES:

March 16, 2015

Deep Creek Bypass Valve Operation

Current River Flow at Hoyes Run CFS	Current Bypass valve opening %	Calculated Hoyes Run Flow CFS	Bypass Flow Required CFS	Bypass Valve % Open
2540.0	closed	2540.0	0.0	closed

Bypass valve required to be opened per table? YES NO

Bypass valve position logged on 'Input Area' sheet? YES NO N/A

Regional Operator *[Signature]*

Shift Supervisor *R. McKenna 3/16/15*

NOTES:

March 17, 2015

Deep Creek Bypass Valve Operation

Current River Flow at Hoyes Run CFS	Current Bypass valve opening %	Calculated Hoyes Run Flow CFS	Bypass Flow Required CFS	Bypass Valve % Open
1910.0	closed	1910.0	0.0	closed

Bypass valve required to be opened per table? YES NO

Bypass valve position logged on 'Input Area' sheet? YES NO N/A

Regional Operator *[Signature]*

Shift Supervisor *R. McKenna 3/17/15*

NOTES:

March 18, 2015

Deep Creek Bypass Valve Operation

Current River Flow at Hoyes Run CFS	Current Bypass valve opening %	Calculated Hoyes Run Flow CFS	Bypass Flow Required CFS	Bypass Valve % Open
1600.0	closed	1600.0	0.0	closed

Bypass valve required to be opened per table? YES NO

Bypass valve position logged on 'Input Area' sheet? YES NO N/A

Regional Operator *[Signature]*

Shift Supervisor *Kim [Signature]* 3/18/15

NOTES:

March 19, 2015

Deep Creek Bypass Valve Operation

Current River Flow at Hoyes Run CFS	Current Bypass valve opening %	Calculated Hoyes Run Flow CFS	Bypass Flow Required CFS	Bypass Valve % Open
1410.0	closed	1410.0	0.0	closed

Bypass valve required to be opened per table? YES NO

Bypass valve position logged on 'Input Area' sheet? YES NO N/A

Regional Operator *[Signature]*

Shift Supervisor *Nancy Vally 3/20/15*

NOTES:

March 20, 2015

Deep Creek Bypass Valve Operation

Current River Flow at Hoyes Run CFS	Current Bypass valve opening %	Calculated Hoyes Run Flow CFS	Bypass Flow Required CFS	Bypass Valve % Open
588.0	closed	588.0	0.0	closed

Bypass valve required to be opened per table? YES NO

Bypass valve position logged on 'Input Area' sheet? YES NO N/A

Regional Operator *[Signature]*

Shift Supervisor *[Signature]* 3/20/15

NOTES:

March 21, 2015

Deep Creek Bypass Valve Operation

Current River Flow at Hoyes Run CFS	Current Bypass valve opening %	Calculated Hoyes Run Flow CFS	Bypass Flow Required CFS	Bypass Valve % Open
1090.0	closed	1090.0	0.0	closed

Bypass valve required to be opened per table? YES NO

Bypass valve position logged on 'Input Area' sheet? YES NO N/A

Regional Operator *[Signature]*

Shift Supervisor *[Signature]* 3/21/15

NOTES:

March 22, 2015

Deep Creek Bypass Valve Operation

Current River Flow at Hoyes Run CFS	Current Bypass valve opening %	Calculated Hoyes Run Flow CFS	Bypass Flow Required CFS	Bypass Valve % Open
772.0	closed	772.0	0.0	closed

Bypass valve required to be opened per table? YES NO

Bypass valve position logged on 'Input Area' sheet? YES NO N/A

Regional Operator *[Signature]*

Shift Supervisor *[Signature]* 3/22/15

NOTES:

March 23, 2015

Deep Creek Bypass Valve Operation

Current River Flow at Hoyes Run CFS	Current Bypass valve opening %	Calculated Hoyes Run Flow CFS	Bypass Flow Required CFS	Bypass Valve % Open
1380.0	closed	1380.0	0.0	closed

Bypass valve required to be opened per table? YES NO

Bypass valve position logged on 'Input Area' sheet? YES NO N/A

Regional Operator *[Signature]*

Shift Supervisor *[Signature]*

NOTES:

March 24, 2015

Deep Creek Bypass Valve Operation

Current River Flow at Hoyos Run CFS	Current Bypass valve opening %	Calculated Hoyos Run Flow CFS	Bypass Flow Required CFS	Bypass Valve % Open
1290.0	closed	1290.0	0.0	closed

Bypass valve required to be opened per table? YES NO

Bypass valve position logged on 'Input Area' sheet? YES NO N/A

Regional Operator *[Signature]*

Shift Supervisor *[Signature]*

NOTES:

March 25, 2015

Deep Creek Bypass Valve Operation

Current River Flow at Hoyos Run CFS	Current Bypass valve opening %	Calculated Hoyos Run Flow CFS	Bypass Flow Required CFS	Bypass Valve % Open
1230.0	closed	1230.0	0.0	closed

Bypass valve required to be opened per table? YES NO

Bypass valve position logged on 'Input Area' sheet? YES NO N/A

Regional Operator *[Signature]*

Shift Supervisor *[Signature]* 3/25/15

NOTES:

March 26, 2015

Deep Creek Bypass Valve Operation

Current River Flow at Hoyes Run CFS	Current Bypass valve opening %	Calculated Hoyes Run Flow CFS	Bypass Flow Required CFS	Bypass Valve % Open
422.0	closed	422.0	0.0	closed

Bypass valve required to be opened per table? YES NO

Bypass valve position logged on 'Input Area' sheet? YES NO N/A

Regional Operator *[Signature]*

Shift Supervisor *[Signature]*

NOTES:

March 27, 2015

Deep Creek Bypass Valve Operation

Current River Flow at Hoyes Run CFS	Current Bypass valve opening %	Calculated Hoyes Run Flow CFS	Bypass Flow Required CFS	Bypass Valve % Open
429.0	closed	429.0	0.0	closed

Bypass valve required to be opened per table? YES NO

Bypass valve position logged on 'Input Area' sheet? YES NO N/A

Regional Operator Jay McDevitt

Shift Supervisor John Peruss

NOTES:

March 28, 2015

Deep Creek Bypass Valve Operation

Current River Flow at Hoyes Run CFS	Current Bypass valve opening %	Calculated Hoyes Run Flow CFS	Bypass Flow Required CFS	Bypass Valve % Open
400.0	closed	400.0	0.0	closed

Bypass valve required to be opened per table? YES NO

Bypass valve position logged on 'Input Area' sheet? YES NO N/A

Regional Operator *J. M. Dent*

Shift Supervisor *B. J. S.*

NOTES:

March 29, 2015

Deep Creek Bypass Valve Operation

Current River Flow at Hoyes Run CFS	Current Bypass valve opening %	Calculated Hoyes Run Flow CFS	Bypass Flow Required CFS	Bypass Valve % Open
346.0	closed	346.0	0.0	closed

Bypass valve required to be opened per table? YES NO

Bypass valve position logged on 'Input Area' sheet? YES NO N/A

Regional Operator Jay M. Bennett

Shift Supervisor [Signature]

NOTES:


March 30, 2015


Deep Creek Bypass Valve Operation

Current River Flow at Hoyes Run CFS	Current Bypass valve opening %	Calculated Hoyes Run Flow CFS	Bypass Flow Required CFS	Bypass Valve % Open
332.0	closed	332.0	0.0	closed

Bypass valve required to be opened per table? YES NO

Bypass valve position logged on 'Input Area' sheet? YES NO N/A

Regional Operator 

Shift Supervisor 

NOTES:

March 31, 2015

Deep Creek Bypass Valve Operation

Current River Flow at Hoyes Run CFS	Current Bypass valve opening %	Calculated Hoyes Run Flow CFS	Bypass Flow Required CFS	Bypass Valve % Open
366.0	closed	366.0	0.0	closed

Bypass valve required to be opened per table? YES NO

Bypass valve position logged on 'Input Area' sheet? YES NO N/A

Regional Operator *[Signature]*

Shift Supervisor *[Signature]*

NOTES:

April 1, 2015

Deep Creek Bypass Valve Operation

Current River Flow at Hoyes Run CFS	Current Bypass valve opening %	Calculated Hoyes Run Flow CFS	Bypass Flow Required CFS	Bypass Valve % Open
1060.0	closed	1060.0	0.0	closed

Bypass valve required to be opened per table? YES NO

Bypass valve position logged on 'Input Area' sheet? YES NO N/A

Regional Operator 

Shift Supervisor 

NOTES:


April 2, 2015

Deep Creek Bypass Valve Operation

Current River Flow at Hoyes Run CFS	Current Bypass valve opening %	Calculated Hoyes Run Flow CFS	Bypass Flow Required CFS	Bypass Valve % Open
282.0	closed	282.0	0.0	closed

Bypass valve required to be opened per table? YES NO

Bypass valve position logged on 'Input Area' sheet? YES NO N/A

Regional Operator 

Shift Supervisor 

NOTES:

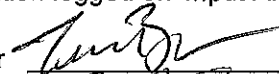
APRIL 03, 2015

Deep Creek Bypass Valve Operation

Current River Flow at Hoyas Run CFS	Current Bypass valve opening %	Calculated Hoyas Run Flow CFS	Bypass Flow Required CFS	Bypass Valve % Open
1090.0	closed	1090.0	0.0	closed

Bypass valve required to be opened per table? YES NO

Bypass valve position logged on 'Input Area' sheet? YES NO N/A

Regional Operator 

Shift Supervisor 

NOTES:

APRIL 04, 2015

Deep Creek Bypass Valve Operation

Current River Flow at Hoyes Run CFS	Current Bypass valve opening %	Calculated Hoyes Run Flow CFS	Bypass Flow Required CFS	Bypass Valve % Open
665.0	closed	665.0	0.0	closed

Bypass valve required to be opened per table? YES NO

Bypass valve position logged on 'Input Area' sheet? YES NO N/A

Regional Operator 

Shift Supervisor 

NOTES:


April 5, 2015

Deep Creek Bypass Valve Operation

Current River Flow at Hoyes Run CFS	Current Bypass valve opening %	Calculated Hoyes Run Flow CFS	Bypass Flow Required CFS	Bypass Valve % Open
750.0	closed	750.0	0.0	closed

Bypass valve required to be opened per table? YES NO

Bypass valve position logged on 'Input Area' sheet? YES NO N/A

Regional Operator 

Shift Supervisor 

NOTES:

April 6, 2015

Deep Creek Bypass Valve Operation

Current River Flow at Hoyes Run CFS	Current Bypass valve opening %	Calculated Hoyes Run Flow CFS	Bypass Flow Required CFS	Bypass Valve % Open
588.0	closed	588.0	0.0	closed

Bypass valve required to be opened per table? YES NO

Bypass valve position logged on 'Input Area' sheet? YES NO N/A

Regional Operator *[Signature]*

Shift Supervisor *R. McLean 4/06/15*

NOTES:

April 7, 2015

Deep Creek Bypass Valve Operation

Current River Flow at Hoyes Run CFS	Current Bypass valve opening %	Calculated Hoyes Run Flow CFS	Bypass Flow Required CFS	Bypass Valve % Open
508.0	closed	508.0	0.0	closed

Bypass valve required to be opened per table? YES NO

Bypass valve position logged on 'Input Area' sheet? YES NO N/A

Regional Operator *[Signature]*

Shift Supervisor *[Signature]*

NOTES:

April 8, 2015

Deep Creek Bypass Valve Operation

Current River Flow at Hoyes Run CFS	Current Bypass valve opening %	Calculated Hoyes Run Flow CFS	Bypass Flow Required CFS	Bypass Valve % Open
517.0	closed	517.0	0.0	closed

Bypass valve required to be opened per table? YES NO

Bypass valve position logged on 'Input Area' sheet? YES NO N/A

Regional Operator *Jay McDevitt*

Shift Supervisor *[Signature]*

NOTES:

April 9, 2015

Deep Creek Bypass Valve Operation

Current River Flow at Hoyes Run CFS	Current Bypass valve opening %	Calculated Hoyes Run Flow CFS	Bypass Flow Required CFS	Bypass Valve % Open
717.0	closed	717.0	0.0	closed

Bypass valve required to be opened per table? YES NO

Bypass valve position logged on 'Input Area' sheet? YES NO N/A

Regional Operator _____

Shift Supervisor _____

NOTES:

April 10, 2015

Deep Creek Bypass Valve Operation

Current River Flow at Hoyes Run CFS	Current Bypass valve opening %	Calculated Hoyes Run Flow CFS	Bypass Flow Required CFS	Bypass Valve % Open
1260.0	closed	1260.0	0.0	closed

Bypass valve required to be opened per table? YES NO

Bypass valve position logged on 'Input Area' sheet? YES NO N/A

Regional Operator *[Signature]*

Shift Supervisor *[Signature]* 72055

NOTES:

April 11, 2015

Deep Creek Bypass Valve Operation

Current River Flow at Hoyes Run CFS	Current Bypass valve opening %	Calculated Hoyes Run Flow CFS	Bypass Flow Required CFS	Bypass Valve % Open
2080.0	closed	2080.0	0.0	closed

Bypass valve required to be opened per table? YES NO

Bypass valve position logged on 'Input Area' sheet? YES NO N/A

Regional Operator *[Signature]*

Shift Supervisor *[Signature]*

NOTES:

April 12, 2015

Deep Creek Bypass Valve Operation

Current River Flow at Hoyes Run CFS	Current Bypass valve opening %	Calculated Hoyes Run Flow CFS	Bypass Flow Required CFS	Bypass Valve % Open
1240.0	closed	1240.0	0.0	closed

Bypass valve required to be opened per table? YES NO

Bypass valve position logged on 'Input Area' sheet? YES NO N/A

Regional Operator *[Signature]*

Shift Supervisor *[Signature]* PRESS

NOTES:

April 13, 2015

Deep Creek Bypass Valve Operation

Current River Flow at Hoyes Run CFS	Current Bypass valve opening %	Calculated Hoyes Run Flow CFS	Bypass Flow Required CFS	Bypass Valve % Open
854.0	closed	854.0	0.0	closed

Bypass valve required to be opened per table? YES NO

Bypass valve position logged on 'Input Area' sheet? YES NO N/A

Regional Operator Jay McQuinn

Shift Supervisor [Signature]

NOTES:

April 14, 2015

Deep Creek Bypass Valve Operation

Current River Flow at Hoyes Run CFS	Current Bypass valve opening %	Calculated Hoyes Run Flow CFS	Bypass Flow Required CFS	Bypass Valve % Open
795.0	closed	795.0	0.0	closed

Bypass valve required to be opened per table? YES NO

Bypass valve position logged on 'Input Area' sheet? YES NO N/A

Regional Operator *[Signature]*

Shift Supervisor *R. Melton* 4/14/15

NOTES:

April 15, 2015

Deep Creek Bypass Valve Operation

Current River Flow at Hoyes Run CFS	Current Bypass valve opening %	Calculated Hoyes Run Flow CFS	Bypass Flow Required CFS	Bypass Valve % Open
941.0	closed	941.0	0.0	closed

Bypass valve required to be opened per table? YES NO

Bypass valve position logged on 'Input Area' sheet? YES NO N/A

Regional Operator Jay McQuinn

Shift Supervisor R. McKenna 4/15/15

NOTES:

April 16, 2015

Deep Creek Bypass Valve Operation

Current River Flow at Hoyes Run CFS	Current Bypass valve opening %	Calculated Hoyes Run Flow CFS	Bypass Flow Required CFS	Bypass Valve % Open
696.0	closed	696.0	0.0	closed

Bypass valve required to be opened per table? YES NO

Bypass valve position logged on 'Input Area' sheet? YES NO N/A

Regional Operator Jay M. O'Connell

Shift Supervisor R. McKenna 4/16/15

NOTES:

April 17, 2015


Deep Creek Bypass Valve Operation

Current River Flow at Hoyes Run CFS	Current Bypass valve opening %	Calculated Hoyes Run Flow CFS	Bypass Flow Required CFS	Bypass Valve % Open
707.0	closed	707.0	0.0	closed

Bypass valve required to be opened per table? YES NO

Bypass valve position logged on 'Input Area' sheet? YES NO N/A

Regional Operator 

Shift Supervisor 

NOTES:

April 18, 2015

Deep Creek Bypass Valve Operation

Current River Flow at Hoyes Run CFS	Current Bypass valve opening %	Calculated Hoyes Run Flow CFS	Bypass Flow Required CFS	Bypass Valve % Open
761.0	closed	761.0	0.0	closed

Bypass valve required to be opened per table? YES NO

Bypass valve position logged on 'Input Area' sheet? YES NO N/A

Regional Operator *[Signature]*

Shift Supervisor *R. Melan* *4/18/15*

NOTES:


April 19, 2015

Deep Creek Bypass Valve Operation

Current River Flow at Hoyes Run CFS	Current Bypass valve opening %	Calculated Hoyes Run Flow CFS	Bypass Flow Required CFS	Bypass Valve % Open
606.0	closed	606.0	0.0	closed

Bypass valve required to be opened per table? YES NO

Bypass valve position logged on 'Input Area' sheet? YES NO N/A

Regional Operator 

Shift Supervisor 

NOTES:

April 20, 2015

Deep Creek Bypass Valve Operation

Current River Flow at Hoyes Run CFS	Current Bypass valve opening %	Calculated Hoyes Run Flow CFS	Bypass Flow Required CFS	Bypass Valve % Open
1170.0	closed	1170.0	0.0	closed

Bypass valve required to be opened per table? YES NO

Bypass valve position logged on 'Input Area' sheet? YES NO N/A

Regional Operator *R. D. McCall*

Shift Supervisor *[Signature]* 72055

NOTES:

April 21, 2015

Deep Creek Bypass Valve Operation

Current River Flow at Hoyes Run CFS	Current Bypass valve opening %	Calculated Hoyes Run Flow CFS	Bypass Flow Required CFS	Bypass Valve % Open
1250.0	closed	1250.0	0.0	closed

Bypass valve required to be opened per table? YES NO

Bypass valve position logged on 'Input Area' sheet? YES NO N/A

Regional Operator *[Signature]*

Shift Supervisor *[Signature]*

NOTES:

April 22, 2015

Deep Creek Bypass Valve Operation

Current River Flow at Hoyes Run CFS	Current Bypass valve opening %	Calculated Hoyes Run Flow CFS	Bypass Flow Required CFS	Bypass Valve % Open
994.0	closed	994.0	0.0	closed

Bypass valve required to be opened per table? YES NO

Bypass valve position logged on 'Input Area' sheet? YES NO N/A

Regional Operator *[Signature]*

Shift Supervisor *[Signature]* 2/22/15

NOTES:


April 23, 2015


Deep Creek Bypass Valve Operation

Current River Flow at Hoyes Run CFS	Current Bypass valve opening %	Calculated Hoyes Run Flow CFS	Bypass Flow Required CFS	Bypass Valve % Open
1460.0	closed	1460.0	0.0	closed

Bypass valve required to be opened per table? YES NO

Bypass valve position logged on 'Input Area' sheet? YES NO N/A

Regional Operator 

Shift Supervisor 

NOTES:


April 24, 2015

Deep Creek Bypass Valve Operation

Current River Flow at Hoyes Run CFS	Current Bypass valve opening %	Calculated Hoyes Run Flow CFS	Bypass Flow Required CFS	Bypass Valve % Open
1010.0	closed	1010.0	0.0	closed

Bypass valve required to be opened per table? YES NO

Bypass valve position logged on 'Input Area' sheet? YES NO N/A

Regional Operator 

Shift Supervisor 

NOTES:

April 25, 2015

Deep Creek Bypass Valve Operation

Current River Flow at Hoyes Run CFS	Current Bypass valve opening %	Calculated Hoyes Run Flow CFS	Bypass Flow Required CFS	Bypass Valve % Open
783.0	closed	783.0	0.0	closed

Bypass valve required to be opened per table? YES NO

Bypass valve position logged on 'Input Area' sheet? YES NO N/A

Regional Operator 

Shift Supervisor 

NOTES:

April 26, 2015

Deep Creek Bypass Valve Operation

Current River Flow at Hoyes Run CFS	Current Bypass valve opening %	Calculated Hoyes Run Flow CFS	Bypass Flow Required CFS	Bypass Valve % Open
1160.0	closed	1160.0	0.0	closed

Bypass valve required to be opened per table? YES NO

Bypass valve position logged on 'Input Area' sheet? YES NO N/A

Regional Operator B. J. [Signature]

Shift Supervisor [Signature]

NOTES:

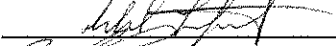
April 27, 2015


Deep Creek Bypass Valve Operation

Current River Flow at Hoyos Run CFS	Current Bypass valve opening %	Calculated Hoyos Run Flow CFS	Bypass Flow Required CFS	Bypass Valve % Open
761.0	closed	761.0	0.0	closed

Bypass valve required to be opened per table? YES NO

Bypass valve position logged on 'Input Area' sheet? YES NO N/A

Regional Operator 

Shift Supervisor 

NOTES:

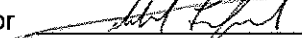
April 28, 2015

Deep Creek Bypass Valve Operation

Current River Flow at Hoyes Run CFS	Current Bypass valve opening %	Calculated Hoyes Run Flow CFS	Bypass Flow Required CFS	Bypass Valve % Open
675.0	closed	675.0	0.0	closed

Bypass valve required to be opened per table? YES NO

Bypass valve position logged on 'Input Area' sheet? YES NO N/A

Regional Operator 

Shift Supervisor 

NOTES:

April 29, 2015

Deep Creek Bypass Valve Operation

Current River Flow at Hoyes Run CFS	Current Bypass valve opening %	Calculated Hoyes Run Flow CFS	Bypass Flow Required CFS	Bypass Valve % Open
551.0	closed	551.0	0.0	closed

Bypass valve required to be opened per table? YES NO

Bypass valve position logged on 'Input Area' sheet? YES NO N/A

Regional Operator 

Shift Supervisor 

NOTES:

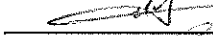
April 30, 2015


Deep Creek Bypass Valve Operation

Current River Flow at Hoyes Run CFS	Current Bypass valve opening %	Calculated Hoyes Run Flow CFS	Bypass Flow Required CFS	Bypass Valve % Open
460.0	closed	460.0	0.0	closed

Bypass valve required to be opened per table? YES NO

Bypass valve position logged on 'Input Area' sheet? YES NO N/A

Regional Operator 

Shift Supervisor 

NOTES:

May 1, 2015

Deep Creek Bypass Valve Operation

Current River Flow at Hoyes Run CFS	Current Bypass valve opening %	Calculated Hoyes Run Flow CFS	Bypass Flow Required CFS	Bypass Valve % Open
452.0	closed	452.0	0.0	closed

Bypass valve required to be opened per table? YES NO

Bypass valve position logged on 'Input Area' sheet? YES NO N/A

Regional Operator Jay M. G.

Shift Supervisor R. Mettner

NOTES:

May 2, 2015

Deep Creek Bypass Valve Operation

Current River Flow at Hoyes Run CFS	Current Bypass valve opening %	Calculated Hoyes Run Flow CFS	Bypass Flow Required CFS	Bypass Valve % Open
366.0	closed	366.0	0.0	closed

Bypass valve required to be opened per table? YES NO

Bypass valve position logged on 'Input Area' sheet? YES NO N/A

Regional Operator Jay M. Oud

Shift Supervisor R. McKenna 5/02/15

NOTES:

May 3, 2015

Deep Creek Bypass Valve Operation

Current River Flow at Hoyes Run CFS	Current Bypass valve opening %	Calculated Hoyes Run Flow CFS	Bypass Flow Required CFS	Bypass Valve % Open
313.0	closed	313.0	0.0	closed

Bypass valve required to be opened per table? YES NO

Bypass valve position logged on 'Input Area' sheet? YES NO N/A

Regional Operator Jay M. Dent

Shift Supervisor R. M. K... 5/03/15

NOTES:


May 4, 2015


Deep Creek Bypass Valve Operation

Current River Flow at Hoyes Run CFS	Current Bypass valve opening %	Calculated Hoyes Run Flow CFS	Bypass Flow Required CFS	Bypass Valve % Open
288.0	closed	288.0	0.0	closed

Bypass valve required to be opened per table? YES NO

Bypass valve position logged on 'Input Area' sheet? YES NO N/A

Regional Operator 

Shift Supervisor 

NOTES:

May 5, 2015

Deep Creek Bypass Valve Operation

Current River Flow at Hoyes Run CFS	Current Bypass valve opening %	Calculated Hoyes Run Flow CFS	Bypass Flow Required CFS	Bypass Valve % Open
259.0	closed	259.0	0.0	closed

Bypass valve required to be opened per table? YES NO

Bypass valve position logged on 'Input Area' sheet? YES NO N/A

Regional Operator 

Shift Supervisor 

NOTES:


May 6, 2015

Deep Creek Bypass Valve Operation

Current River Flow at Hoyes Run CFS	Current Bypass valve opening %	Calculated Hoyes Run Flow CFS	Bypass Flow Required CFS	Bypass Valve % Open
243.0	closed	243.0	0.0	closed

Bypass valve required to be opened per table? YES NO

Bypass valve position logged on 'Input Area' sheet? YES NO N/A

Regional Operator 

Shift Supervisor 

NOTES:


May 7, 2015

Deep Creek Bypass Valve Operation

Current River Flow at Hoyes Run CFS	Current Bypass valve opening %	Calculated Hoyes Run Flow CFS	Bypass Flow Required CFS	Bypass Valve % Open
222.0	closed	222.0	0.0	closed

Bypass valve required to be opened per table? YES NO

Bypass valve position logged on 'Input Area' sheet? YES NO N/A

Regional Operator 

Shift Supervisor 

NOTES:

May 8, 2015

Deep Creek Bypass Valve Operation

Current River Flow at Hoyes Run CFS	Current Bypass valve opening %	Calculated Hoyes Run Flow CFS	Bypass Flow Required CFS	Bypass Valve % Open
198.0	closed	198.0	0.0	closed

Bypass valve required to be opened per table? YES NO

Bypass valve position logged on 'Input Area' sheet? YES NO N/A

Regional Operator *[Signature]*

Shift Supervisor *[Signature]*

NOTES:

May 9, 2015

Deep Creek Bypass Valve Operation

Current River Flow at Hoyes Run CFS	Current Bypass valve opening %	Calculated Hoyes Run Flow CFS	Bypass Flow Required CFS	Bypass Valve % Open
189.0	closed	189.0	0.0	closed

Bypass valve required to be opened per table? YES NO

Bypass valve position logged on 'Input Area' sheet? YES NO N/A

Regional Operator _____

Shift Supervisor PRUSS

NOTES:

May 10, 2015

Deep Creek Bypass Valve Operation

Current River Flow at Hoyes Run CFS	Current Bypass valve opening %	Calculated Hoyes Run Flow CFS	Bypass Flow Required CFS	Bypass Valve % Open
168.0	closed	168.0	0.0	closed

Bypass valve required to be opened per table? YES NO

Bypass valve position logged on 'Input Area' sheet? YES NO N/A

Regional Operator _____

Shift Supervisor _____ *ALAN GREENS*

NOTES:

May 11, 2015

Deep Creek Bypass Valve Operation

Current River Flow at Hoyes Run CFS	Current Bypass valve opening %	Calculated Hoyes Run Flow CFS	Bypass Flow Required CFS	Bypass Valve % Open
160.0	closed	160.0	0.0	closed

Bypass valve required to be opened per table? YES NO

Bypass valve position logged on 'Input Area' sheet? YES NO N/A

Regional Operator Jay M O'Connell

Shift Supervisor R. McKeen 5/11/15

NOTES:

May 12, 2015

Deep Creek Bypass Valve Operation

Current River Flow at Hoyes Run CFS	Current Bypass valve opening %	Calculated Hoyes Run Flow CFS	Bypass Flow Required CFS	Bypass Valve % Open
172.0	closed	172.0	0.0	closed

Bypass valve required to be opened per table? YES NO

Bypass valve position logged on 'Input Area' sheet? YES NO N/A

Regional Operator Jay M. Peritt

Shift Supervisor R. McKenna 5/12/15

NOTES:

May 13, 2015

Deep Creek Bypass Valve Operation

Current River Flow at Hoyes Run CFS	Current Bypass valve opening %	Calculated Hoyes Run Flow CFS	Bypass Flow Required CFS	Bypass Valve % Open
148.0	closed	148.0	0.0	closed

Bypass valve required to be opened per table? YES NO

Bypass valve position logged on 'Input Area' sheet? YES NO N/A

Regional Operator Jay McInnis

Shift Supervisor R. Kernen 5/13/15

NOTES:

May 14, 2015

Deep Creek Bypass Valve Operation

Current River Flow at Hoyes Run CFS	Current Bypass valve opening %	Calculated Hoyes Run Flow CFS	Bypass Flow Required CFS	Bypass Valve % Open
134.0	closed	134.0	0.0	closed

Bypass valve required to be opened per table? YES NO

Bypass valve position logged on 'Input Area' sheet? YES NO N/A

Regional Operator MOUD

Shift Supervisor R. McKenna 5/14/15

NOTES:


May 15, 2015


Deep Creek Bypass Valve Operation

Current River Flow at Hoyes Run CFS	Current Bypass valve opening %	Calculated Hoyes Run Flow CFS	Bypass Flow Required CFS	Bypass Valve % Open
124.0	closed	124.0	0.0	closed

Bypass valve required to be opened per table? YES NO

Bypass valve position logged on 'Input Area' sheet? YES NO N/A

Regional Operator 

Shift Supervisor 

NOTES:


May 16, 2015


Deep Creek Bypass Valve Operation

Current River Flow at Hoyes Run CFS	Current Bypass valve opening %	Calculated Hoyes Run Flow CFS	Bypass Flow Required CFS	Bypass Valve % Open
124.0	closed	124.0	0.0	closed

Bypass valve required to be opened per table? YES NO

Bypass valve position logged on 'Input Area' sheet? YES NO N/A

Regional Operator 

Shift Supervisor 

NOTES:

May 17, 2015

Deep Creek Bypass Valve Operation

Current River Flow at Hoyes Run CFS	Current Bypass valve opening %	Calculated Hoyes Run Flow CFS	Bypass Flow Required CFS	Bypass Valve % Open
141.0	closed	141.0	0.0	closed

Bypass valve required to be opened per table? YES NO

Bypass valve position logged on 'Input Area' sheet? YES NO N/A

Regional Operator _____

Shift Supervisor _____

NOTES:

May 18, 2015

Deep Creek Bypass Valve Operation

Current River Flow at Hoyes Run CFS	Current Bypass valve opening %	Calculated Hoyes Run Flow CFS	Bypass Flow Required CFS	Bypass Valve % Open
134.0	closed	134.0	0.0	closed

Bypass valve required to be opened per table? YES NO

Bypass valve position logged on 'Input Area' sheet? YES NO N/A

Regional Operator *[Signature]*

Shift Supervisor *[Signature]*

NOTES:

May 19, 2015

Deep Creek Bypass Valve Operation

Current River Flow at Hoyes Run CFS	Current Bypass valve opening %	Calculated Hoyes Run Flow CFS	Bypass Flow Required CFS	Bypass Valve % Open
164.0	closed	164.0	0.0	closed

Bypass valve required to be opened per table? YES NO

Bypass valve position logged on 'Input Area' sheet? YES NO N/A

Regional Operator *[Signature]*

Shift Supervisor *[Signature]*

NOTES:

May 20, 2015

Deep Creek Bypass Valve Operation

Current River Flow at Hoyes Run CFS	Current Bypass valve opening %	Calculated Hoyes Run Flow CFS	Bypass Flow Required CFS	Bypass Valve % Open
172.0	closed	172.0	0.0	closed

Bypass valve required to be opened per table? YES NO

Bypass valve position logged on 'Input Area' sheet? YES NO N/A

Regional Operator *[Signature]*

Shift Supervisor *[Signature]*

NOTES:

May 21, 2015

Deep Creek Bypass Valve Operation

Current River Flow at Hoyes Run CFS	Current Bypass valve opening %	Calculated Hoyes Run Flow CFS	Bypass Flow Required CFS	Bypass Valve % Open
121.0	closed	121.0	0.0	closed

Bypass valve required to be opened per table? YES NO

Bypass valve position logged on 'Input Area' sheet? YES NO N/A

Regional Operator *[Signature]*

Shift Supervisor *[Signature]*

NOTES:

May 22, 2015

Deep Creek Bypass Valve Operation

Current River Flow at Hoyes Run CFS	Current Bypass valve opening %	Calculated Hoyes Run Flow CFS	Bypass Flow Required CFS	Bypass Valve % Open
134.0	closed	134.0	0.0	closed

Bypass valve required to be opened per table? YES NO

Bypass valve position logged on 'Input Area' sheet? YES NO N/A

Regional Operator 

Shift Supervisor 

NOTES:

May 23, 2015

Deep Creek Bypass Valve Operation

Current River Flow at Hoyes Run CFS	Current Bypass valve opening %	Calculated Hoyes Run Flow CFS	Bypass Flow Required CFS	Bypass Valve % Open
121.0	closed	121.0	0.0	closed

Bypass valve required to be opened per table? YES NO

Bypass valve position logged on 'Input Area' sheet? YES NO N/A

Regional Operator 

Shift Supervisor 

NOTES:

May 24, 2015

Deep Creek Bypass Valve Operation

Current River Flow at Hoyes Run CFS	Current Bypass valve opening %	Calculated Hoyes Run Flow CFS	Bypass Flow Required CFS	Bypass Valve % Open
111.0	closed	111.0	0.0	closed

Bypass valve required to be opened per table? YES NO

Bypass valve position logged on 'Input Area' sheet? YES NO N/A

Regional Operator 

Shift Supervisor 

NOTES:

May 25, 2015

Deep Creek Bypass Valve Operation

Current River Flow at Hoyes Run CFS	Current Bypass valve opening %	Calculated Hoyes Run Flow CFS	Bypass Flow Required CFS	Bypass Valve % Open
97.0	closed	97.0	0.0	closed

Bypass valve required to be opened per table? YES NO

Bypass valve position logged on 'Input Area' sheet? YES NO N/A

Regional Operator 

Shift Supervisor 

NOTES:

May 26, 2015


Deep Creek Bypass Valve Operation

Current River Flow at Hoyes Run CFS	Current Bypass valve opening %	Calculated Hoyes Run Flow CFS	Bypass Flow Required CFS	Bypass Valve % Open
92.0	closed	92.0	0.0	closed

Bypass valve required to be opened per table? YES NO

Bypass valve position logged on 'Input Area' sheet? YES NO N/A

Regional Operator 

Shift Supervisor 

NOTES:

May 27, 2015

Deep Creek Bypass Valve Operation

Current River Flow at Hoyes Run CFS	Current Bypass valve opening %	Calculated Hoyes Run Flow CFS	Bypass Flow Required CFS	Bypass Valve % Open
87.0	closed	87.0	0.0	closed

Bypass valve required to be opened per table? YES NO

Bypass valve position logged on 'Input Area' sheet? YES NO N/A

Regional Operator  _____

Shift Supervisor  _____

NOTES:

May 28, 2015


Deep Creek Bypass Valve Operation

Current River Flow at Hoyes Run CFS	Current Bypass valve opening %	Calculated Hoyes Run Flow CFS	Bypass Flow Required CFS	Bypass Valve % Open
176.0	closed	176.0	0.0	closed

Bypass valve required to be opened per table? YES NO

Bypass valve position logged on 'Input Area' sheet? YES NO N/A

Regional Operator 

Shift Supervisor 

NOTES:

May 29, 2015

Deep Creek Bypass Valve Operation

Current River Flow at Hoyes Run CFS	Current Bypass valve opening %	Calculated Hoyes Run Flow CFS	Bypass Flow Required CFS	Bypass Valve % Open
118.0	closed	118.0	0.0	closed

Bypass valve required to be opened per table? YES NO

Bypass valve position logged on 'Input Area' sheet? YES NO N/A

Regional Operator Ray M. Smith

Shift Supervisor R. McNamee 5/29/15

NOTES:

May 30, 2015

Deep Creek Bypass Valve Operation

Current River Flow at Hoyes Run CFS	Current Bypass valve opening %	Calculated Hoyes Run Flow CFS	Bypass Flow Required CFS	Bypass Valve % Open
176.0	closed	176.0	0.0	closed

Bypass valve required to be opened per table? YES NO

Bypass valve position logged on 'Input Area' sheet? YES NO N/A

Regional Operator Jim Mord

Shift Supervisor R. Metcalf

NOTES:


May 31, 2015


Deep Creek Bypass Valve Operation

Current River Flow at Hoyes Run CFS	Current Bypass valve opening %	Calculated Hoyes Run Flow CFS	Bypass Flow Required CFS	Bypass Valve % Open
207.0	closed	207.0	0.0	closed

Bypass valve required to be opened per table? YES NO

Bypass valve position logged on 'Input Area' sheet? YES NO N/A

Regional Operator 

Shift Supervisor 

NOTES:


June 1, 2015


Deep Creek Bypass Valve Operation

Current River Flow at Hoyes Run CFS	Current Bypass valve opening %	Calculated Hoyes Run Flow CFS	Bypass Flow Required CFS	Bypass Valve % Open
243.0	closed	243.0	0.0	closed

Bypass valve required to be opened per table? YES NO

Bypass valve position logged on 'Input Area' sheet? YES NO N/A

Regional Operator 

Shift Supervisor  6/1/15

NOTES:


June 2, 2015


Deep Creek Bypass Valve Operation

Current River Flow at Hoyes Run CFS	Current Bypass valve opening %	Calculated Hoyes Run Flow CFS	Bypass Flow Required CFS	Bypass Valve % Open
172.0	closed	172.0	0.0	closed

Bypass valve required to be opened per table? YES NO

Bypass valve position logged on 'Input Area' sheet? YES NO N/A

Regional Operator 

Shift Supervisor  6/2/15

NOTES:

June 3, 2015

Deep Creek Bypass Valve Operation

Current River Flow at Hoyes Run CFS	Current Bypass valve opening %	Calculated Hoyes Run Flow CFS	Bypass Flow Required CFS	Bypass Valve % Open
227.0	closed	227.0	0.0	closed

Bypass valve required to be opened per table? YES NO

Bypass valve position logged on 'Input Area' sheet? YES NO N/A

Regional Operator *[Signature]*

Shift Supervisor *[Signature]* 6/3/15

NOTES:


June 4, 2015


Deep Creek Bypass Valve Operation

Current River Flow at Hoyes Run CFS	Current Bypass valve opening %	Calculated Hoyes Run Flow CFS	Bypass Flow Required CFS	Bypass Valve % Open
172.0	closed	172.0	0.0	closed

Bypass valve required to be opened per table? YES NO

Bypass valve position logged on 'Input Area' sheet? YES NO N/A

Regional Operator 

Shift Supervisor  6/4/15

NOTES:

June 5, 2015

Deep Creek Bypass Valve Operation

Current River Flow at Hoyes Run CFS	Current Bypass valve opening %	Calculated Hoyes Run Flow CFS	Bypass Flow Required CFS	Bypass Valve % Open
148.0	closed	148.0	0.0	closed

Bypass valve required to be opened per table? YES NO

Bypass valve position logged on 'Input Area' sheet? YES NO N/A

Regional Operator *[Signature]*

Shift Supervisor *[Signature]*

NOTES:

June 6, 2015


Deep Creek Bypass Valve Operation

Current River Flow at Hoyes Run CFS	Current Bypass valve opening %	Calculated Hoyes Run Flow CFS	Bypass Flow Required CFS	Bypass Valve % Open
145.0	closed	145.0	0.0	closed

Bypass valve required to be opened per table? YES NO

Bypass valve position logged on 'Input Area' sheet? YES NO N/A

Regional Operator 

Shift Supervisor  J. P. PRESS

NOTES:

June 7, 2015

Deep Creek Bypass Valve Operation

Current River Flow at Hoyes Run CFS	Current Bypass valve opening %	Calculated Hoyes Run Flow CFS	Bypass Flow Required CFS	Bypass Valve % Open
131.0	closed	131.0	0.0	closed

Bypass valve required to be opened per table? YES NO

Bypass valve position logged on 'Input Area' sheet? YES NO N/A

Regional Operator *[Signature]*

Shift Supervisor *[Signature]*

NOTES:

June 8, 2015

Deep Creek Bypass Valve Operation

Current River Flow at Hoyes Run CFS	Current Bypass valve opening %	Calculated Hoyes Run Flow CFS	Bypass Flow Required CFS	Bypass Valve % Open
111.0	closed	111.0	0.0	closed

Bypass valve required to be opened per table? YES NO

Bypass valve position logged on 'Input Area' sheet? YES NO N/A

Regional Operator *[Signature]*

Shift Supervisor *[Signature]* 6/08/15

NOTES:

June 9, 2015

Deep Creek Bypass Valve Operation

Current River Flow at Hoyes Run CFS	Current Bypass valve opening %	Calculated Hoyes Run Flow CFS	Bypass Flow Required CFS	Bypass Valve % Open
131.0	closed	131.0	0.0	closed

Bypass valve required to be opened per table? YES NO

Bypass valve position logged on 'Input Area' sheet? YES NO N/A

Regional Operator _____

Shift Supervisor R. Melan 6/9/15

NOTES:

June 10, 2015

Deep Creek Bypass Valve Operation

Current River Flow at Hoyes Run CFS	Current Bypass valve opening %	Calculated Hoyes Run Flow CFS	Bypass Flow Required CFS	Bypass Valve % Open
138.0	closed	138.0	0.0	closed

Bypass valve required to be opened per table? YES NO

Bypass valve position logged on 'Input Area' sheet? YES NO N/A

Regional Operator

[Signature]

Shift Supervisor

[Signature] 6/10/15

NOTES:


June 11, 2015


Deep Creek Bypass Valve Operation

Current River Flow at Hoyes Run CFS	Current Bypass valve opening %	Calculated Hoyes Run Flow CFS	Bypass Flow Required CFS	Bypass Valve % Open
106.0	closed	106.0	0.0	closed

Bypass valve required to be opened per table? YES NO

Bypass valve position logged on 'Input Area' sheet? YES NO N/A

Regional Operator 

Shift Supervisor 

NOTES:

June 12, 2015

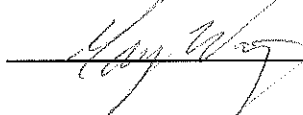
Deep Creek Bypass Valve Operation

Current River Flow at Hoyes Run CFS	Current Bypass valve opening %	Calculated Hoyes Run Flow CFS	Bypass Flow Required CFS	Bypass Valve % Open
89.0	closed	89.0	0.0	closed

Bypass valve required to be opened per table? YES NO

Bypass valve position logged on 'Input Area' sheet? YES NO N/A

Regional Operator 

Shift Supervisor  6/12/15

NOTES:


June 13, 2015

Deep Creek Bypass Valve Operation

Current River Flow at Hoyes Run CFS	Current Bypass valve opening %	Calculated Hoyes Run Flow CFS	Bypass Flow Required CFS	Bypass Valve % Open
106.0	closed	106.0	0.0	closed

Bypass valve required to be opened per table? YES NO

Bypass valve position logged on 'Input Area' sheet? YES NO N/A

Regional Operator 

Shift Supervisor  6/13/15

NOTES:

June 14, 2015

Deep Creek Bypass Valve Operation

Current River Flow at Hoyes Run CFS	Current Bypass valve opening %	Calculated Hoyes Run Flow CFS	Bypass Flow Required CFS	Bypass Valve % Open
306.0	closed	306.0	0.0	closed

Bypass valve required to be opened per table? ___ YES ___ NO

Bypass valve position logged on 'Input Area' sheet? ___ YES ___ NO ___ N/A

Regional Operator *[Signature]*

Shift Supervisor *[Signature]* 6/14/15

NOTES:

June 15, 2015


Deep Creek Bypass Valve Operation

Current River Flow at Hoyes Run CFS	Current Bypass valve opening %	Calculated Hoyes Run Flow CFS	Bypass Flow Required CFS	Bypass Valve % Open
243.0	closed	243.0	0.0	closed

Bypass valve required to be opened per table? YES NO

Bypass valve position logged on 'Input Area' sheet? YES NO N/A

Regional Operator 

Shift Supervisor  P. P. P.

NOTES:

June 16, 2015

Deep Creek Bypass Valve Operation

Current River Flow at Hoyes Run CFS	Current Bypass valve opening %	Calculated Hoyes Run Flow CFS	Bypass Flow Required CFS	Bypass Valve % Open
616.0	closed	616.0	0.0	closed

Bypass valve required to be opened per table? YES NO

Bypass valve position logged on 'Input Area' sheet? YES NO N/A

Regional Operator 

Shift Supervisor  J. J. J. J.

NOTES:

June 17, 2015


Deep Creek Bypass Valve Operation

Current River Flow at Hoyes Run CFS	Current Bypass valve opening %	Calculated Hoyes Run Flow CFS	Bypass Flow Required CFS	Bypass Valve % Open
366.0	closed	366.0	0.0	closed

Bypass valve required to be opened per table? YES NO

Bypass valve position logged on 'Input Area' sheet? YES NO N/A

Regional Operator 

Shift Supervisor 

NOTES:

June 18, 2015


Deep Creek Bypass Valve Operation

Current River Flow at Hoyes Run CFS	Current Bypass valve opening %	Calculated Hoyes Run Flow CFS	Bypass Flow Required CFS	Bypass Valve % Open
707.0	closed	707.0	0.0	closed

Bypass valve required to be opened per table? YES NO

Bypass valve position logged on 'Input Area' sheet? YES NO N/A

Regional Operator 

Shift Supervisor 

NOTES:

June 19, 2015


Deep Creek Bypass Valve Operation

Current River Flow at Hoyes Run CFS	Current Bypass valve opening %	Calculated Hoyes Run Flow CFS	Bypass Flow Required CFS	Bypass Valve % Open
616.0	closed	616.0	0.0	closed

Bypass valve required to be opened per table? YES NO

Bypass valve position logged on 'Input Area' sheet? YES NO N/A

Regional Operator 

Shift Supervisor 

NOTES:

June 20, 2015

Deep Creek Bypass Valve Operation

Current River Flow at Hoyes Run CFS	Current Bypass valve opening %	Calculated Hoyes Run Flow CFS	Bypass Flow Required CFS	Bypass Valve % Open
928.0	closed	928.0	0.0	closed

Bypass valve required to be opened per table? YES NO

Bypass valve position logged on 'Input Area' sheet? YES NO N/A

Regional Operator *[Signature]*

Shift Supervisor *[Signature]*

NOTES:

wkr

June 21, 2015

Deep Creek Bypass Valve Operation

Current River Flow at Hoyes Run CFS	Current Bypass valve opening %	Calculated Hoyes Run Flow CFS	Bypass Flow Required CFS	Bypass Valve % Open
4010.0	closed	4010.0	0.0	closed

Bypass valve required to be opened per table? YES NO

Bypass valve position logged on 'Input Area' sheet? YES NO N/A

Regional Operator 

Shift Supervisor 

NOTES:

June 22, 2015

Deep Creek Bypass Valve Operation

Current River Flow at Hoyes Run CFS	Current Bypass valve opening %	Calculated Hoyes Run Flow CFS	Bypass Flow Required CFS	Bypass Valve % Open
2420.0	closed	2420.0	0.0	closed

Bypass valve required to be opened per table? YES NO

Bypass valve position logged on 'Input Area' sheet? YES NO N/A

Regional Operator *[Signature]*

Shift Supervisor *[Signature]* 4/22/15

NOTES:

June 23, 2015

Deep Creek Bypass Valve Operation

Current River Flow at Hoyes Run CFS	Current Bypass valve opening %	Calculated Hoyes Run Flow CFS	Bypass Flow Required CFS	Bypass Valve % Open
941.0	closed	941.0	0.0	closed

Bypass valve required to be opened per table? YES NO

Bypass valve position logged on 'Input Area' sheet? YES NO N/A

Regional Operator *[Signature]*

Shift Supervisor *[Signature]* 6/23/15

NOTES:

June 25, 2015

Deep Creek Bypass Valve Operation

Current River Flow at Hoyes Run CFS	Current Bypass valve opening %	Calculated Hoyes Run Flow CFS	Bypass Flow Required CFS	Bypass Valve % Open
578.0	closed	578.0	0.0	closed

Bypass valve required to be opened per table? YES NO

Bypass valve position logged on 'Input Area' sheet? YES NO N/A

Regional Operator *AS*

Shift Supervisor *Mary W. 6/25/15*

NOTES:

June 26, 2015

Deep Creek Bypass Valve Operation

Current River Flow at Hoyes Run CFS	Current Bypass valve opening %	Calculated Hoyes Run Flow CFS	Bypass Flow Required CFS	Bypass Valve % Open
1220.0	closed	1220.0	0.0	closed

Bypass valve required to be opened per table? YES NO

Bypass valve position logged on 'Input Area' sheet? YES NO N/A

Regional Operator [Signature]

Shift Supervisor [Signature] 6/26/15

NOTES:

June 27, 2015

Deep Creek Bypass Valve Operation

Current River Flow at Hoyes Run CFS	Current Bypass valve opening %	Calculated Hoyes Run Flow CFS	Bypass Flow Required CFS	Bypass Valve % Open
772.0	closed	772.0	0.0	closed

Bypass valve required to be opened per table? YES NO

Bypass valve position logged on 'Input Area' sheet? YES NO N/A

Regional Operator *[Signature]*
Shift Supervisor *R. Melara 6/27/15*

NOTES:


June 28, 2015

Deep Creek Bypass Valve Operation

Current River Flow at Hoyes Run CFS	Current Bypass valve opening %	Calculated Hoyes Run Flow CFS	Bypass Flow Required CFS	Bypass Valve % Open
1740.0	closed	1740.0	0.0	closed

Bypass valve required to be opened per table? YES NO

Bypass valve position logged on 'Input Area' sheet? YES NO N/A

Regional Operator 

Shift Supervisor  6/28/15

NOTES:

June 29, 2015

Deep Creek Bypass Valve Operation

Current River Flow at Hoyes Run CFS	Current Bypass valve opening %	Calculated Hoyes Run Flow CFS	Bypass Flow Required CFS	Bypass Valve % Open
1180.0	closed	1180.0	0.0	closed

Bypass valve required to be opened per table? YES NO

Bypass valve position logged on 'Input Area' sheet? YES NO N/A

Regional Operator 

Shift Supervisor 

NOTES:


June 30, 2015

Deep Creek Bypass Valve Operation

Current River Flow at Hoyes Run CFS	Current Bypass valve opening %	Calculated Hoyes Run Flow CFS	Bypass Flow Required CFS	Bypass Valve % Open
795.0	closed	795.0	0.0	closed

Bypass valve required to be opened per table? ___ YES NO

Bypass valve position logged on 'Input Area' sheet? YES ___ NO ___ N/A

Regional Operator 

Shift Supervisor 

NOTES:

July 1, 2015

Deep Creek Bypass Valve Operation

Current River Flow at Hoyes Run CFS	Current Bypass valve opening %	Calculated Hoyes Run Flow CFS	Bypass Flow Required CFS	Bypass Valve % Open
645.0	closed	645.0	0.0	closed

Bypass valve required to be opened per table? YES NO

Bypass valve position logged on 'Input Area' sheet? YES NO N/A

Regional Operator *[Signature]*

Shift Supervisor *[Signature]* 7/1/15

NOTES:


July 2, 2015


Deep Creek Bypass Valve Operation

Current River Flow at Hoyes Run CFS	Current Bypass valve opening %	Calculated Hoyes Run Flow CFS	Bypass Flow Required CFS	Bypass Valve % Open
460.0	closed	460.0	0.0	closed

Bypass valve required to be opened per table? YES NO

Bypass valve position logged on 'Input Area' sheet? YES NO N/A

Regional Operator 

Shift Supervisor  7/2/15

NOTES:

July 3, 2015

Deep Creek Bypass Valve Operation

Current River Flow at Hoyes Run CFS	Current Bypass valve opening %	Calculated Hoyes Run Flow CFS	Bypass Flow Required CFS	Bypass Valve % Open
400.0	closed	400.0	0.0	closed

Bypass valve required to be opened per table? YES NO

Bypass valve position logged on 'Input Area' sheet? YES NO N/A

Regional Operator _____

Shift Supervisor _____

NOTES:

July 4, 2015

Deep Creek Bypass Valve Operation

Current River Flow at Hoyes Run CFS	Current Bypass valve opening %	Calculated Hoyes Run Flow CFS	Bypass Flow Required CFS	Bypass Valve % Open
452.0	closed	452.0	0.0	closed

Bypass valve required to be opened per table? YES NO

Bypass valve position logged on 'Input Area' sheet? YES NO N/A

Regional Operator _____

Shift Supervisor _____

NOTES:

July 5, 2015

Deep Creek Bypass Valve Operation

Current River Flow at Hoyes Run CFS	Current Bypass valve opening %	Calculated Hoyes Run Flow CFS	Bypass Flow Required CFS	Bypass Valve % Open
500.0	closed	500.0	0.0	closed

Bypass valve required to be opened per table? YES NO

Bypass valve position logged on 'Input Area' sheet? YES NO N/A

Regional Operator _____

Shift Supervisor _____

NOTES:

July 6, 2015

Deep Creek Bypass Valve Operation

Current River Flow at Hoyes Run CFS	Current Bypass valve opening %	Calculated Hoyes Run Flow CFS	Bypass Flow Required CFS	Bypass Valve % Open
739.0	closed	739.0	0.0	closed

Bypass valve required to be opened per table? YES NO

Bypass valve position logged on 'Input Area' sheet? YES NO N/A

Regional Operator *[Signature]*
Shift Supervisor *[Signature]* 7/6/15

NOTES:

July 7, 2015

Deep Creek Bypass Valve Operation

Current River Flow at Hoyes Run CFS	Current Bypass valve opening %	Calculated Hoyes Run Flow CFS	Bypass Flow Required CFS	Bypass Valve % Open
941.0	closed	941.0	0.0	closed

Bypass valve required to be opened per table? ___ YES NO

Bypass valve position logged on 'Input Area' sheet? YES ___ NO ___ N/A

Regional Operator Jim MOFF
Shift Supervisor R. Melara 7/7/15

NOTES:

July 8, 2015

Deep Creek Bypass Valve Operation

Current River Flow at Hoyes Run CFS	Current Bypass valve opening %	Calculated Hoyes Run Flow CFS	Bypass Flow Required CFS	Bypass Valve % Open
569.0	closed	569.0	0.0	closed

Bypass valve required to be opened per table? YES NO

Bypass valve position logged on 'Input Area' sheet? YES NO N/A

Regional Operator *[Signature]*

Shift Supervisor *[Signature]*

NOTES:

July 9, 2015

Deep Creek Bypass Valve Operation

Current River Flow at Hoyes Run CFS	Current Bypass valve opening %	Calculated Hoyes Run Flow CFS	Bypass Flow Required CFS	Bypass Valve % Open
1420.0	closed	1420.0	0.0	closed

Bypass valve required to be opened per table? YES NO

Bypass valve position logged on 'Input Area' sheet? YES NO N/A

Regional Operator *Jay McQuinn*

Shift Supervisor *Kimel*

NOTES:

July 13, 2015

Deep Creek Bypass Valve Operation

Current River Flow at Hoyes Run CFS	Current Bypass valve opening %	Calculated Hoyes Run Flow CFS	Bypass Flow Required CFS	Bypass Valve % Open
597.0	closed	597.0	0.0	closed

Bypass valve required to be opened per table? YES NO

Bypass valve position logged on 'Input Area' sheet? YES NO N/A

Regional Operator _____

Shift Supervisor *R. Neal Hunt*

NOTES:

July 14, 2015

Deep Creek Bypass Valve Operation

Current River Flow at Hoyes Run CFS	Current Bypass valve opening %	Calculated Hoyes Run Flow CFS	Bypass Flow Required CFS	Bypass Valve % Open
1510.0	closed	1510.0	0.0	closed

Bypass valve required to be opened per table? YES NO

Bypass valve position logged on 'Input Area' sheet? YES NO N/A

Regional Operator _____

Shift Supervisor *R. Neal*

NOTES:

July 15, 2015

Deep Creek Bypass Valve Operation

Current River Flow at Hoyes Run CFS	Current Bypass valve opening %	Calculated Hoyes Run Flow CFS	Bypass Flow Required CFS	Bypass Valve % Open
597.0	closed	597.0	0.0	closed

Bypass valve required to be opened per table? YES NO

Bypass valve position logged on 'Input Area' sheet? YES NO N/A

Regional Operator *[Signature]*

Shift Supervisor *[Signature]*

NOTES:

July 16, 2015

Deep Creek Bypass Valve Operation

Current River Flow at Hoyes Run CFS	Current Bypass valve opening %	Calculated Hoyes Run Flow CFS	Bypass Flow Required CFS	Bypass Valve % Open
635.0	closed	635.0	0.0	closed

Bypass valve required to be opened per table? YES NO

Bypass valve position logged on 'Input Area' sheet? YES NO N/A

Regional Operator _____

Shift Supervisor *F. Neal J. [Signature]*

NOTES:


July 17, 2015

Deep Creek Bypass Valve Operation

Current River Flow at Hoyes Run CFS	Current Bypass valve opening %	Calculated Hoyes Run Flow CFS	Bypass Flow Required CFS	Bypass Valve % Open
444.0	closed	444.0	0.0	closed

Bypass valve required to be opened per table? YES NO

Bypass valve position logged on 'Input Area' sheet? YES NO N/A

Regional Operator 

Shift Supervisor 

NOTES:

WWR

July 18, 2015


Deep Creek Bypass Valve Operation

Current River Flow at Hoyes Run CFS	Current Bypass valve opening %	Calculated Hoyes Run Flow CFS	Bypass Flow Required CFS	Bypass Valve % Open
386.0	closed	386.0	0.0	closed

Bypass valve required to be opened per table? YES NO

Bypass valve position logged on 'Input Area' sheet? YES NO N/A

Regional Operator 

Shift Supervisor 

NOTES:


July 19, 2015

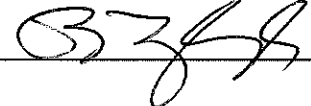
Deep Creek Bypass Valve Operation

Current River Flow at Hoyes Run CFS	Current Bypass valve opening %	Calculated Hoyes Run Flow CFS	Bypass Flow Required CFS	Bypass Valve % Open
380.0	closed	380.0	0.0	closed

Bypass valve required to be opened per table? YES NO

Bypass valve position logged on 'Input Area' sheet? YES NO N/A

Regional Operator 

Shift Supervisor 

NOTES:


July 20, 2015


Deep Creek Bypass Valve Operation

Current River Flow at Hoyes Run CFS	Current Bypass valve opening %	Calculated Hoyes Run Flow CFS	Bypass Flow Required CFS	Bypass Valve % Open
282.0	closed	282.0	0.0	closed

Bypass valve required to be opened per table? YES NO

Bypass valve position logged on 'Input Area' sheet? YES NO N/A

Regional Operator 

Shift Supervisor 

NOTES:

July 21, 2015

Deep Creek Bypass Valve Operation

Current River Flow at Hoyes Run CFS	Current Bypass valve opening %	Calculated Hoyes Run Flow CFS	Bypass Flow Required CFS	Bypass Valve % Open
243.0	closed	243.0	0.0	closed

Bypass valve required to be opened per table? YES NO

Bypass valve position logged on 'Input Area' sheet? YES NO N/A

Regional Operator *[Signature]*

Shift Supervisor *[Signature]*

NOTES:

July 22, 2015

Deep Creek Bypass Valve Operation

Current River Flow at Hoyes Run CFS	Current Bypass valve opening %	Calculated Hoyes Run Flow CFS	Bypass Flow Required CFS	Bypass Valve % Open
306.0	closed	306.0	0.0	closed

Bypass valve required to be opened per table? YES NO

Bypass valve position logged on 'Input Area' sheet? YES NO N/A

Regional Operator [Signature]

Shift Supervisor [Signature] 7/22/15

NOTES:

July 23, 2015

Deep Creek Bypass Valve Operation

Current River Flow at Hoyes Run CFS	Current Bypass valve opening %	Calculated Hoyes Run Flow CFS	Bypass Flow Required CFS	Bypass Valve % Open
232.0	closed	232.0	0.0	closed

Bypass valve required to be opened per table? YES NO

Bypass valve position logged on 'Input Area' sheet? YES NO N/A

Regional Operator *[Signature]*

Shift Supervisor *R. McKenna 7/23/15*

NOTES:


July 24, 2015


Deep Creek Bypass Valve Operation

Current River Flow at Hoyes Run CFS	Current Bypass valve opening %	Calculated Hoyes Run Flow CFS	Bypass Flow Required CFS	Bypass Valve % Open
194.0	closed	194.0	0.0	closed

Bypass valve required to be opened per table? YES NO

Bypass valve position logged on 'Input Area' sheet? YES NO N/A

Regional Operator 

Shift Supervisor 

NOTES:

July 25, 2015

Deep Creek Bypass Valve Operation

Current River Flow at Hoyes Run CFS	Current Bypass valve opening %	Calculated Hoyes Run Flow CFS	Bypass Flow Required CFS	Bypass Valve % Open
168.0	closed	168.0	0.0	closed

Bypass valve required to be opened per table? YES NO

Bypass valve position logged on 'Input Area' sheet? YES NO N/A

Regional Operator *[Signature]*

Shift Supervisor *[Signature]*

NOTES:

July 26, 2015

Deep Creek Bypass Valve Operation

Current River Flow at Hoyes Run CFS	Current Bypass valve opening %	Calculated Hoyes Run Flow CFS	Bypass Flow Required CFS	Bypass Valve % Open
152.0	closed	152.0	0.0	closed

Bypass valve required to be opened per table? YES NO

Bypass valve position logged on 'Input Area' sheet? YES NO N/A

Regional Operator Jay MO [Signature]

Shift Supervisor [Signature]

NOTES:

July 27, 2015

Deep Creek Bypass Valve Operation

Current River Flow at Hoyes Run CFS	Current Bypass valve opening %	Calculated Hoyes Run Flow CFS	Bypass Flow Required CFS	Bypass Valve % Open
134.0	closed	134.0	0.0	closed

Bypass valve required to be opened per table? YES NO

Bypass valve position logged on 'Input Area' sheet? YES NO N/A

Regional Operator *[Signature]*

Shift Supervisor *[Signature]*

NOTES:

July 28, 2015


Deep Creek Bypass Valve Operation

Current River Flow at Hoyes Run CFS	Current Bypass valve opening %	Calculated Hoyes Run Flow CFS	Bypass Flow Required CFS	Bypass Valve % Open
127.0	closed	127.0	0.0	closed


Bypass valve required to be opened per table? YES NO

Bypass valve position logged on 'Input Area' sheet? YES NO N/A

Regional Operator



Shift Supervisor



NOTES:

July 29, 2015

Deep Creek Bypass Valve Operation

Current River Flow at Hoyes Run CFS	Current Bypass valve opening %	Calculated Hoyes Run Flow CFS	Bypass Flow Required CFS	Bypass Valve % Open
121.0	closed	121.0	0.0	closed

Bypass valve required to be opened per table? YES NO

Bypass valve position logged on 'Input Area' sheet? YES NO N/A

Regional Operator _____

Shift Supervisor _____

NOTES:

July 30, 2015

Deep Creek Bypass Valve Operation

Current River Flow at Hoyes Run CFS	Current Bypass valve opening %	Calculated Hoyes Run Flow CFS	Bypass Flow Required CFS	Bypass Valve % Open
118.0	closed	118.0	0.0	closed

Bypass valve required to be opened per table? YES NO

Bypass valve position logged on 'Input Area' sheet? YES NO N/A

Regional Operator *[Signature]*

Shift Supervisor *[Signature]*

NOTES:

July 31, 2015

Deep Creek Bypass Valve Operation

Current River Flow at Hoyes Run CFS	Current Bypass valve opening %	Calculated Hoyes Run Flow CFS	Bypass Flow Required CFS	Bypass Valve % Open
111.0	closed	111.0	0.0	closed

Bypass valve required to be opened per table? YES NO

Bypass valve position logged on 'Input Area' sheet? YES NO N/A

Regional Operator 

Shift Supervisor  PRUSS

NOTES:

August 1, 2015


Deep Creek Bypass Valve Operation

Current River Flow at Hoyes Run CFS	Current Bypass valve opening %	Calculated Hoyes Run Flow CFS	Bypass Flow Required CFS	Bypass Valve % Open
100.0	closed	100.0	0.0	closed

Bypass valve required to be opened per table? YES NO

Bypass valve position logged on 'Input Area' sheet? YES NO N/A

Regional Operator 

Shift Supervisor  12/20/15

NOTES:


August 2, 2015


Deep Creek Bypass Valve Operation

Current River Flow at Hoyes Run CFS	Current Bypass valve opening %	Calculated Hoyes Run Flow CFS	Bypass Flow Required CFS	Bypass Valve % Open
80.0	closed	80.0	0.0	closed

Bypass valve required to be opened per table? YES NO

Bypass valve position logged on 'Input Area' sheet? YES NO N/A

Regional Operator 

Shift Supervisor  prass

NOTES:

August 3, 2015

Deep Creek Bypass Valve Operation

Current River Flow at Hoyes Run CFS	Current Bypass valve opening %	Calculated Hoyes Run Flow CFS	Bypass Flow Required CFS	Bypass Valve % Open
84.0	closed	84.0	0.0	closed

Bypass valve required to be opened per table? YES NO

Bypass valve position logged on 'Input Area' sheet? YES NO N/A

Regional Operator John M. [Signature]

Shift Supervisor [Signature]

NOTES:

August 4, 2015

Deep Creek Bypass Valve Operation

Current River Flow at Hoyes Run CFS	Current Bypass valve opening %	Calculated Hoyes Run Flow CFS	Bypass Flow Required CFS	Bypass Valve % Open
84.0	closed	84.0	0.0	closed

Bypass valve required to be opened per table? YES NO

Bypass valve position logged on 'Input Area' sheet? YES NO N/A

Regional Operator *A. McDonald*

Shift Supervisor *R. Melton* 8/04/15

NOTES:

August 5, 2015

Deep Creek Bypass Valve Operation

Current River Flow at Hoyes Run CFS	Current Bypass valve opening %	Calculated Hoyes Run Flow CFS	Bypass Flow Required CFS	Bypass Valve % Open
152.0	closed	152.0	0.0	closed

Bypass valve required to be opened per table? YES NO

Bypass valve position logged on 'Input Area' sheet? YES NO N/A

Regional Operator Jay McDermott

Shift Supervisor P. Melton 8/05/15

NOTES:

August 6, 2015

Deep Creek Bypass Valve Operation

Current River Flow at Hoyes Run CFS	Current Bypass valve opening %	Calculated Hoyes Run Flow CFS	Bypass Flow Required CFS	Bypass Valve % Open
89.0	closed	89.0	0.0	closed

Bypass valve required to be opened per table? YES NO

Bypass valve position logged on 'Input Area' sheet? YES NO N/A

Regional Operator Jay M. O'Neil

Shift Supervisor R. Melton 8/06/15

NOTES:

August 7, 2015

Deep Creek Bypass Valve Operation

Current River Flow at Hoyes Run CFS	Current Bypass valve opening %	Calculated Hoyes Run Flow CFS	Bypass Flow Required CFS	Bypass Valve % Open
97.0	closed	97.0	0.0	closed

Bypass valve required to be opened per table? YES NO

Bypass valve position logged on 'Input Area' sheet? YES NO N/A

Regional Operator *A. M. L.*

Shift Supervisor *[Signature]* 8/7/15

NOTES:

August 8, 2015

Deep Creek Bypass Valve Operation

Current River Flow at Hoyes Run CFS	Current Bypass valve opening %	Calculated Hoyes Run Flow CFS	Bypass Flow Required CFS	Bypass Valve % Open
92.0	closed	92.0	0.0	closed

Bypass valve required to be opened per table? YES NO

Bypass valve position logged on 'Input Area' sheet? YES NO N/A

Regional Operator *D. J. M. [Signature]*

Shift Supervisor *[Signature]* 8/8/15

NOTES:

August 9, 2015

Deep Creek Bypass Valve Operation

Current River Flow at Hoyes Run CFS	Current Bypass valve opening %	Calculated Hoyes Run Flow CFS	Bypass Flow Required CFS	Bypass Valve % Open
94.0	closed	94.0	0.0	closed

Bypass valve required to be opened per table? YES NO

Bypass valve position logged on 'Input Area' sheet? YES NO N/A

Regional Operator *[Signature]*

Shift Supervisor *[Signature]* 8/9/15

NOTES:

August 10, 2015

Deep Creek Bypass Valve Operation

Current River Flow at Hoyes Run CFS	Current Bypass valve opening %	Calculated Hoyes Run Flow CFS	Bypass Flow Required CFS	Bypass Valve % Open
92.0	closed	92.0	0.0	closed

Bypass valve required to be opened per table? YES NO

Bypass valve position logged on 'Input Area' sheet? YES NO N/A

Regional Operator AA

Shift Supervisor RJ

NOTES:

August 11, 2015


Deep Creek Bypass Valve Operation

Current River Flow at Hoyes Run CFS	Current Bypass valve opening %	Calculated Hoyes Run Flow CFS	Bypass Flow Required CFS	Bypass Valve % Open
109.0	closed	109.0	0.0	closed


Bypass valve required to be opened per table? YES NO

Bypass valve position logged on 'Input Area' sheet? YES NO N/A

Regional Operator



Shift Supervisor



NOTES:

August 12, 2015

Deep Creek Bypass Valve Operation

Current River Flow at Hoyes Run CFS	Current Bypass valve opening %	Calculated Hoyes Run Flow CFS	Bypass Flow Required CFS	Bypass Valve % Open
124.0	closed	124.0	0.0	closed

Bypass valve required to be opened per table? YES NO

Bypass valve position logged on 'Input Area' sheet? YES NO N/A

Regional Operator 

Shift Supervisor 

NOTES:


August 13, 2015

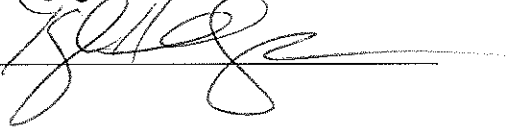
Deep Creek Bypass Valve Operation

Current River Flow at Hoyes Run CFS	Current Bypass valve opening %	Calculated Hoyes Run Flow CFS	Bypass Flow Required CFS	Bypass Valve % Open
94.0	closed	94.0	0.0	closed

Bypass valve required to be opened per table? YES NO

Bypass valve position logged on 'Input Area' sheet? YES NO N/A

Regional Operator 

Shift Supervisor 

NOTES:


August 14, 2015

Deep Creek Bypass Valve Operation

Current River Flow at Hoyes Run CFS	Current Bypass valve opening %	Calculated Hoyes Run Flow CFS	Bypass Flow Required CFS	Bypass Valve % Open
77.0	closed	77.0	0.0	closed

Bypass valve required to be opened per table? YES NO

Bypass valve position logged on 'Input Area' sheet? YES NO N/A

Regional Operator 

Shift Supervisor 

NOTES:

WWR

August 15, 2015

Deep Creek Bypass Valve Operation

Current River Flow at Hoyes Run CFS	Current Bypass valve opening %	Calculated Hoyes Run Flow CFS	Bypass Flow Required CFS	Bypass Valve % Open
66.0	closed	66.0	0.0	closed

Bypass valve required to be opened per table? YES NO

Bypass valve position logged on 'Input Area' sheet? YES NO N/A

Regional Operator 

Shift Supervisor 

NOTES:



August 16, 2015

Deep Creek Bypass Valve Operation

Current River Flow at Hoyes Run CFS	Current Bypass valve opening %	Calculated Hoyes Run Flow CFS	Bypass Flow Required CFS	Bypass Valve % Open
62.0	closed	62.0	0.0	closed

Bypass valve required to be opened per table? YES NO

Bypass valve position logged on 'Input Area' sheet? YES NO N/A

Regional Operator 
Shift Supervisor 

NOTES:

August 17, 2015

Deep Creek Bypass Valve Operation

Current River Flow at Hoyes Run CFS	Current Bypass valve opening %	Calculated Hoyes Run Flow CFS	Bypass Flow Required CFS	Bypass Valve % Open
60.0	closed	60.0	0.0	closed

Bypass valve required to be opened per table? YES NO

Bypass valve position logged on 'Input Area' sheet? YES NO N/A

Regional Operator *Al M... ..*

Shift Supervisor *Way ... 8/17/15*

NOTES:

August 18, 2015

Deep Creek Bypass Valve Operation

Current River Flow at Hoyes Run CFS	Current Bypass valve opening %	Calculated Hoyes Run Flow CFS	Bypass Flow Required CFS	Bypass Valve % Open
66.0	closed	66.0	0.0	closed

Bypass valve required to be opened per table? YES NO

Bypass valve position logged on 'Input Area' sheet? YES NO N/A

Regional Operator *[Signature]*

Shift Supervisor *[Signature]* 8/18/15

NOTES:

August 19, 2015

Deep Creek Bypass Valve Operation

Current River Flow at Hoyes Run CFS	Current Bypass valve opening %	Calculated Hoyes Run Flow CFS	Bypass Flow Required CFS	Bypass Valve % Open
82.0	closed	82.0	0.0	closed

Bypass valve required to be opened per table? YES NO

Bypass valve position logged on 'Input Area' sheet? YES NO N/A

Regional Operator *D. M. [Signature]*

Shift Supervisor *[Signature] 8/19/15*

NOTES:

August 20, 2015

Deep Creek Bypass Valve Operation

Current River Flow at Hoyes Run CFS	Current Bypass valve opening %	Calculated Hoyes Run Flow CFS	Bypass Flow Required CFS	Bypass Valve % Open
168.0	closed	168.0	0.0	closed

Bypass valve required to be opened per table? YES NO

Bypass valve position logged on 'Input Area' sheet? YES NO N/A

Regional Operator *[Signature]*

Shift Supervisor *[Signature]* 8/20/15

NOTES:

August 21, 2015

Deep Creek Bypass Valve Operation

Current River Flow at Hoyes Run CFS	Current Bypass valve opening %	Calculated Hoyes Run Flow CFS	Bypass Flow Required CFS	Bypass Valve % Open
180.0	closed	180.0	0.0	closed

Bypass valve required to be opened per table? YES NO

Bypass valve position logged on 'Input Area' sheet? YES NO N/A

Regional Operator by MOW

Shift Supervisor R. Melara 8/21/15

NOTES:

August 22, 2015

Deep Creek Bypass Valve Operation

Current River Flow at Hoyes Run CFS	Current Bypass valve opening %	Calculated Hoyes Run Flow CFS	Bypass Flow Required CFS	Bypass Valve % Open
115.0	closed	115.0	0.0	closed

Bypass valve required to be opened per table? ___ YES NO

Bypass valve position logged on 'Input Area' sheet? YES ___ NO ___ N/A

Regional Operator Jay McQuinn

Shift Supervisor Ken Lane

NOTES:

August 23, 2015

Deep Creek Bypass Valve Operation

Current River Flow at Hoyes Run CFS	Current Bypass valve opening %	Calculated Hoyes Run Flow CFS	Bypass Flow Required CFS	Bypass Valve % Open
89.0	closed	89.0	0.0	closed

Bypass valve required to be opened per table? YES NO

Bypass valve position logged on 'Input Area' sheet? YES NO N/A

Regional Operator

Jay Mc Dermott

Shift Supervisor

Melen 8/23/15

NOTES:

August 24, 2015

Deep Creek Bypass Valve Operation

Current River Flow at Hoyes Run CFS	Current Bypass valve opening %	Calculated Hoyes Run Flow CFS	Bypass Flow Required CFS	Bypass Valve % Open
75.0	closed	75.0	0.0	closed

Bypass valve required to be opened per table? YES NO

Bypass valve position logged on 'Input Area' sheet? YES NO N/A

Regional Operator *[Signature]*

Shift Supervisor *[Signature]*

NOTES:

August 25, 2015

Deep Creek Bypass Valve Operation

Current River Flow at Hoyes Run CFS	Current Bypass valve opening %	Calculated Hoyes Run Flow CFS	Bypass Flow Required CFS	Bypass Valve % Open
66.0	closed	66.0	0.0	closed

Bypass valve required to be opened per table? YES NO

Bypass valve position logged on 'Input Area' sheet? YES NO N/A

Regional Operator *[Signature]*

Shift Supervisor *[Signature]*

NOTES:

August 26, 2015

Deep Creek Bypass Valve Operation

Current River Flow at Hoyes Run CFS	Current Bypass valve opening %	Calculated Hoyes Run Flow CFS	Bypass Flow Required CFS	Bypass Valve % Open
62.0	closed	62.0	0.0	closed

Bypass valve required to be opened per table? YES NO

Bypass valve position logged on 'Input Area' sheet? YES NO N/A

Regional Operator *[Signature]*

Shift Supervisor *[Signature]*

NOTES:

August 27, 2015

Deep Creek Bypass Valve Operation

Current River Flow at Hoyes Run CFS	Current Bypass valve opening %	Calculated Hoyes Run Flow CFS	Bypass Flow Required CFS	Bypass Valve % Open
58.0	closed	58.0	0.0	closed

Bypass valve required to be opened per table? YES NO

Bypass valve position logged on 'Input Area' sheet? YES NO N/A

Regional Operator *[Signature]*

Shift Supervisor *[Signature]*

NOTES:


August 28, 2015

Deep Creek Bypass Valve Operation

Current River Flow at Hoyes Run CFS	Current Bypass valve opening %	Calculated Hoyes Run Flow CFS	Bypass Flow Required CFS	Bypass Valve % Open
56.0	closed	56.0	0.0	closed

Bypass valve required to be opened per table? YES NO

Bypass valve position logged on 'Input Area' sheet? YES NO N/A

Regional Operator 

Shift Supervisor 

NOTES:

August 29, 2015

Deep Creek Bypass Valve Operation

Current River Flow at Hoyes Run CFS	Current Bypass valve opening %	Calculated Hoyes Run Flow CFS	Bypass Flow Required CFS	Bypass Valve % Open
53.0	closed	53.0	0.0	closed

Bypass valve required to be opened per table? YES NO

Bypass valve position logged on 'Input Area' sheet? YES NO N/A

Regional Operator _____

Shift Supervisor PLS/BS

NOTES:


August 30, 2015

Deep Creek Bypass Valve Operation

Current River Flow at Hoyes Run CFS	Current Bypass valve opening %	Calculated Hoyes Run Flow CFS	Bypass Flow Required CFS	Bypass Valve % Open
51.0	closed	51.0	0.0	closed

Bypass valve required to be opened per table? YES NO

Bypass valve position logged on 'Input Area' sheet? YES NO N/A

Regional Operator 

Shift Supervisor  *Pross*

NOTES:

August 31, 2015

Deep Creek Bypass Valve Operation

Current River Flow at Hoyes Run CFS	Current Bypass valve opening %	Calculated Hoyes Run Flow CFS	Bypass Flow Required CFS	Bypass Valve % Open
49.0	closed	49.0	0.0	closed

Bypass valve required to be opened per table? YES NO

Bypass valve position logged on 'Input Area' sheet? YES NO N/A

Regional Operator

M. J. Permat

Shift Supervisor

R. Melan 8/31/15

NOTES:

September 1, 2015

Deep Creek Bypass Valve Operation

Current River Flow at Hoyes Run CFS	Current Bypass valve opening %	Calculated Hoyes Run Flow CFS	Bypass Flow Required CFS	Bypass Valve % Open
46.0	closed	46.0	0.0	closed

Bypass valve required to be opened per table? YES NO

Bypass valve position logged on 'Input Area' sheet? YES NO N/A

Regional Operator *R. J. M. D.*

Shift Supervisor *R. Melan* *9/01/15*

NOTES:

September 2, 2015

Deep Creek Bypass Valve Operation

Current River Flow at Hoyes Run CFS	Current Bypass valve opening %	Calculated Hoyes Run Flow CFS	Bypass Flow Required CFS	Bypass Valve % Open
46.0	closed	46.0	0.0	closed

Bypass valve required to be opened per table? YES NO

Bypass valve position logged on 'Input Area' sheet? YES NO N/A

Regional Operator Ray M. Perrott

Shift Supervisor R. McLean 9/2/15

NOTES:

September 3, 2015

Deep Creek Bypass Valve Operation

Current River Flow at Hoyes Run CFS	Current Bypass valve opening %	Calculated Hoyes Run Flow CFS	Bypass Flow Required CFS	Bypass Valve % Open
58.0	closed	58.0	0.0	closed

Bypass valve required to be opened per table? YES NO

Bypass valve position logged on 'Input Area' sheet? YES NO N/A

Regional Operator *Jay M. Overmiller*

Shift Supervisor *R. Melan 9/3/15*

NOTES:

September 4, 2015

Deep Creek Bypass Valve Operation

Current River Flow at Hoyes Run CFS	Current Bypass valve opening %	Calculated Hoyes Run Flow CFS	Bypass Flow Required CFS	Bypass Valve % Open
64.0	closed	64.0	0.0	closed

Bypass valve required to be opened per table? YES NO

Bypass valve position logged on 'Input Area' sheet? YES NO N/A

Regional Operator _____

Shift Supervisor _____

NOTES:

September 5, 2015

Deep Creek Bypass Valve Operation

Current River Flow at Hoyes Run CFS	Current Bypass valve opening %	Calculated Hoyes Run Flow CFS	Bypass Flow Required CFS	Bypass Valve % Open
75.0	closed	75.0	0.0	closed

Bypass valve required to be opened per table? YES NO

Bypass valve position logged on 'Input Area' sheet? YES NO N/A

Regional Operator _____

Shift Supervisor _____

NOTES:

September 6, 2015

Deep Creek Bypass Valve Operation

Current River Flow at Hoyes Run CFS	Current Bypass valve opening %	Calculated Hoyes Run Flow CFS	Bypass Flow Required CFS	Bypass Valve % Open
55.0	closed	55.0	0.0	closed

Bypass valve required to be opened per table? YES NO

Bypass valve position logged on 'Input Area' sheet? YES NO N/A

Regional Operator _____

Shift Supervisor _____

NOTES:


September 7, 2015

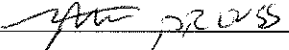
Deep Creek Bypass Valve Operation

Current River Flow at Hoyes Run CFS	Current Bypass valve opening %	Calculated Hoyes Run Flow CFS	Bypass Flow Required CFS	Bypass Valve % Open
49.0	closed	49.0	0.0	closed

Bypass valve required to be opened per table? YES NO

Bypass valve position logged on 'Input Area' sheet? YES NO N/A

Regional Operator 

Shift Supervisor  J. Cross

NOTES:

September 8, 2015

Deep Creek Bypass Valve Operation

Current River Flow at Hoyes Run CFS	Current Bypass valve opening %	Calculated Hoyes Run Flow CFS	Bypass Flow Required CFS	Bypass Valve % Open
44.0	closed	44.0	0.0	closed

Bypass valve required to be opened per table? YES NO

Bypass valve position logged on 'Input Area' sheet? YES NO N/A

Regional Operator *Jay M. O'Neil*

Shift Supervisor *Jim Grass*

NOTES:

September 10, 2015

Deep Creek Bypass Valve Operation

Current River Flow at Hoyes Run CFS	Current Bypass valve opening %	Calculated Hoyes Run Flow CFS	Bypass Flow Required CFS	Bypass Valve % Open
41.0	23.0	38.0	3.0	23.0

Bypass valve required to be opened per table? YES NO

Bypass valve position logged on 'Input Area' sheet? YES NO N/A

Regional Operator _____

Shift Supervisor _____ *2015*

NOTES:


September 11, 2015

Deep Creek Bypass Valve Operation

Current River Flow at Hoyes Run CFS	Current Bypass valve opening %	Calculated Hoyes Run Flow CFS	Bypass Flow Required CFS	Bypass Valve % Open
49.0	closed	49.0	0.0	closed

Bypass valve required to be opened per table? YES NO

Bypass valve position logged on 'Input Area' sheet? YES NO N/A

Regional Operator 

Shift Supervisor 

NOTES:

Bypass valve left open due to current position not indicating correctly on spreadsheet. Current position is 24% open passing 3 cfs. Waiting for water resource manager guidance

September 13, 2015

Deep Creek Bypass Valve Operation

Current River Flow at Hoyes Run CFS	Current Bypass valve opening %	Calculated Hoyes Run Flow CFS	Bypass Flow Required CFS	Bypass Valve % Open
55.0	closed	55.0	0.0	closed

Bypass valve required to be opened per table? ___ YES NO

Bypass valve position logged on 'Input Area' sheet? YES ___ NO ___ N/A

Regional Operator _____

Shift Supervisor _____

NOTES:

September 14, 2015

Deep Creek Bypass Valve Operation

Current River Flow at Hoyes Run CFS	Current Bypass valve opening %	Calculated Hoyes Run Flow CFS	Bypass Flow Required CFS	Bypass Valve % Open
56.0	closed	56.0	0.0	closed

Bypass valve required to be opened per table? YES NO

Bypass valve position logged on 'Input Area' sheet? YES NO N/A

Regional Operator 

Shift Supervisor  9/14/15

NOTES:

September 15, 2015

Deep Creek Bypass Valve Operation

Current River Flow at Hoyes Run CFS	Current Bypass valve opening %	Calculated Hoyes Run Flow CFS	Bypass Flow Required CFS	Bypass Valve % Open
58.0	closed	58.0	0.0	closed

Bypass valve required to be opened per table? YES NO

Bypass valve position logged on 'Input Area' sheet? YES NO N/A

Regional Operator 

Shift Supervisor  9/15/15

NOTES:

September 16, 2015

Deep Creek Bypass Valve Operation

Current River Flow at Hoyes Run CFS	Current Bypass valve opening %	Calculated Hoyes Run Flow CFS	Bypass Flow Required CFS	Bypass Valve % Open
49	closed	49	0.0	closed

Bypass valve required to be opened per table? YES NO

Bypass valve position logged on 'Input Area' sheet? YES NO N/A

Regional Operator [Signature]

Shift Supervisor [Signature] 9/16/15

NOTES:


September 17, 2015


Deep Creek Bypass Valve Operation

Current River Flow at Hoyes Run CFS	Current Bypass valve opening %	Calculated Hoyes Run Flow CFS	Bypass Flow Required CFS	Bypass Valve % Open
44.0	closed	44.0	0.0	closed

Bypass valve required to be opened per table? YES NO

Bypass valve position logged on 'Input Area' sheet? YES NO N/A

Regional Operator 

Shift Supervisor  2/17/15

NOTES:

September 18, 2015

Deep Creek Bypass Valve Operation

Current River Flow at Hoyes Run CFS	Current Bypass valve opening %	Calculated Hoyes Run Flow CFS	Bypass Flow Required CFS	Bypass Valve % Open
43.0	closed	43.0	0.0	closed

Bypass valve required to be opened per table? YES NO

Bypass valve position logged on 'Input Area' sheet? YES NO N/A

Regional Operator *J. Mount*

Shift Supervisor *R. Melan* 9/18/15

NOTES:

September 19, 2015

Deep Creek Bypass Valve Operation

Current River Flow at Hoyes Run CFS	Current Bypass valve opening %	Calculated Hoyes Run Flow CFS	Bypass Flow Required CFS	Bypass Valve % Open
41.0	23.0	38.0	3.0	23.0

Bypass valve required to be opened per table? YES NO

Bypass valve position logged on 'Input Area' sheet? YES NO N/A

Regional Operator

Jay McDermott

Shift Supervisor

R. Miller 9/19/15

NOTES:

September 20, 2015

Deep Creek Bypass Valve Operation

Current River Flow at Hoyes Run CFS	Current Bypass valve opening %	Calculated Hoyes Run Flow CFS	Bypass Flow Required CFS	Bypass Valve % Open
41.0	23.0	38.0	3.0	23.0

Bypass valve required to be opened per table? YES NO

Bypass valve position logged on 'Input Area' sheet? YES NO N/A

Regional Operator Jay M. Paul

Shift Supervisor R. Melton 9/20/15

NOTES:

September 21, 2015

Deep Creek Bypass Valve Operation

Current River Flow at Hoyes Run CFS	Current Bypass valve opening %	Calculated Hoyes Run Flow CFS	Bypass Flow Required CFS	Bypass Valve % Open
41.0	23.0	38.0	3.0	23.0

Bypass valve required to be opened per table? YES NO

Bypass valve position logged on 'Input Area' sheet? YES NO N/A

Regional Operator 

Shift Supervisor 

NOTES:

September 22, 2015


Deep Creek Bypass Valve Operation

Current River Flow at Hoyes Run CFS	Current Bypass valve opening %	Calculated Hoyes Run Flow CFS	Bypass Flow Required CFS	Bypass Valve % Open
58.0	OPEN closed 87.47	58.0	0.0	open closed 87.47

Bypass valve required to be opened per table? YES NO

Bypass valve position logged on 'Input Area' sheet? YES NO N/A

Regional Operator 

Shift Supervisor 

NOTES: Due to Station outage the Bypass Valve indicates shut.

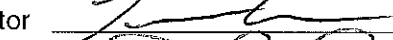
September 23, 2015

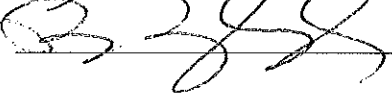
Deep Creek Bypass Valve Operation

Current River Flow at Hoyes Run CFS	Current Bypass valve opening %	Calculated Hoyes Run Flow CFS	Bypass Flow Required CFS	Bypass Valve % Open
62.0	87.4% closed	62.0	40 0.0	87.4% closed

Bypass valve required to be opened per table? YES NO

Bypass valve position logged on 'Input Area' sheet? YES NO N/A

Regional Operator 

Shift Supervisor 

NOTES:


September 24, 2015

Deep Creek Bypass Valve Operation

Current River Flow at Hoyes Run CFS	Current Bypass valve opening %	Calculated Hoyes Run Flow CFS	Bypass Flow Required CFS	Bypass Valve % Open
58.0	87.4% closed	58.0	40 0.0	87.4% closed

Bypass valve required to be opened per table? YES NO

Bypass valve position logged on 'Input Area' sheet? YES NO N/A

Regional Operator 

Shift Supervisor 

NOTES:

September 25, 2015

Deep Creek Bypass Valve Operation

Current River Flow at Hoyes Run CFS	Current Bypass valve opening %	Calculated Hoyes Run Flow CFS	Bypass Flow Required CFS	Bypass Valve % Open
60.0	67.17% closed	60.0	40.0	67.17 closed

Bypass valve required to be opened per table? YES NO

Bypass valve position logged on 'Input Area' sheet? YES NO N/A

Regional Operator 

Shift Supervisor 

NOTES:


September 26, 2015


Deep Creek Bypass Valve Operation

Current River Flow at Hoyes Run CFS	Current Bypass valve opening %	Calculated Hoyes Run Flow CFS	Bypass Flow Required CFS	Bypass Valve % Open
62.0	closed OPEN 28.8	62.0	0.0 40.0	closed 28.8

Bypass valve required to be opened per table? YES NO

Bypass valve position logged on 'Input Area' sheet? YES NO N/A

Regional Operator 

Shift Supervisor  7/2/055

NOTES:

September 27, 2015

Deep Creek Bypass Valve Operation

Current River Flow at Hoyes Run CFS	Current Bypass valve opening %	Calculated Hoyes Run Flow CFS	Bypass Flow Required CFS	Bypass Valve % Open
62.0	closed	62.0	0.0	closed


open


90.0%

22%

Bypass valve required to be opened per table? YES NO

Bypass valve position logged on 'Input Area' sheet? YES NO N/A

Regional Operator 

Shift Supervisor 

NOTES:

September 28, 2015

Deep Creek Bypass Valve Operation

Current River Flow at Hoyes Run CFS	Current Bypass valve opening %	Calculated Hoyes Run Flow CFS	Bypass Flow Required CFS	Bypass Valve % Open
58.0	closed	58.0	0.0	closed

Bypass valve required to be opened per table? YES NO

Bypass valve position logged on 'Input Area' sheet? YES NO N/A

Regional Operator *[Signature]*

Shift Supervisor *R. Mel...* 9/28/15

NOTES:

September 29, 2015

Deep Creek Bypass Valve Operation

Current River Flow at Hoyes Run CFS	Current Bypass valve opening %	Calculated Hoyes Run Flow CFS	Bypass Flow Required CFS	Bypass Valve % Open
58.0	closed	58.0	0.0	closed

Bypass valve required to be opened per table? YES NO

Bypass valve position logged on 'Input Area' sheet? YES NO N/A

Regional Operator *[Signature]*

Shift Supervisor *[Signature]* 9/29/15

NOTES:

September 30, 2015

Deep Creek Bypass Valve Operation

Current River Flow at Hoyes Run CFS	Current Bypass valve opening %	Calculated Hoyes Run Flow CFS	Bypass Flow Required CFS	Bypass Valve % Open
1360.0	closed	1360.0	0.0	closed

Bypass valve required to be opened per table? YES NO

Bypass valve position logged on 'Input Area' sheet? YES NO N/A

Regional Operator *[Signature]*

Shift Supervisor *[Signature]*

NOTES:

October 1, 2015

Deep Creek Bypass Valve Operation

Current River Flow at Hoyes Run CFS	Current Bypass valve opening %	Calculated Hoyes Run Flow CFS	Bypass Flow Required CFS	Bypass Valve % Open
994.0	closed	994.0	0.0	closed

Bypass valve required to be opened per table? YES NO

Bypass valve position logged on 'Input Area' sheet? YES NO N/A

Regional Operator Jay Mout

Shift Supervisor R. Miller 10/01/15

NOTES:

October 2, 2015

Deep Creek Bypass Valve Operation

Current River Flow at Hoyes Run CFS	Current Bypass valve opening %	Calculated Hoyes Run Flow CFS	Bypass Flow Required CFS	Bypass Valve % Open
148.0	closed	148.0	0.0	closed

Bypass valve required to be opened per table? YES NO

Bypass valve position logged on 'Input Area' sheet? YES NO N/A

Regional Operator *[Signature]*

Shift Supervisor *My Wang 10.2.15*

NOTES:

October 3, 2015


Deep Creek Bypass Valve Operation

Current River Flow at Hoyes Run CFS	Current Bypass valve opening %	Calculated Hoyes Run Flow CFS	Bypass Flow Required CFS	Bypass Valve % Open
124.0	closed	124.0	0.0	closed

Bypass valve required to be opened per table? YES NO

Bypass valve position logged on "Input Area" sheet? YES NO N/A

Regional Operator 

Shift Supervisor  10.3.15

NOTES:

October 4, 2015

Deep Creek Bypass Valve Operation

Current River Flow at Hoyes Run CFS	Current Bypass valve opening %	Calculated Hoyes Run Flow CFS	Bypass Flow Required CFS	Bypass Valve % Open
207.0	closed	207.0	0.0	closed

Bypass valve required to be opened per table? YES NO

Bypass valve position logged on 'Input Area' sheet? YES NO N/A

Regional Operator _____

Shift Supervisor _____

NOTES:

October 5, 2015

Deep Creek Bypass Valve Operation

Current River Flow at Hoyes Run CFS	Current Bypass valve opening %	Calculated Hoyes Run Flow CFS	Bypass Flow Required CFS	Bypass Valve % Open
148.0	closed	148.0	0.0	closed

Bypass valve required to be opened per table? YES NO

Bypass valve position logged on 'Input Area' sheet? YES NO N/A

Regional Operator 

Shift Supervisor 

NOTES:

October 6, 2015

Deep Creek Bypass Valve Operation

Current River Flow at Hoyes Run CFS	Current Bypass valve opening %	Calculated Hoyes Run Flow CFS	Bypass Flow Required CFS	Bypass Valve % Open
97.0	closed	97.0	0.0	closed

Bypass valve required to be opened per table? YES NO

Bypass valve position logged on 'Input Area' sheet? YES NO N/A

Regional Operator *[Signature]*

Shift Supervisor *[Signature]*

NOTES:

October 7, 2015


Deep Creek Bypass Valve Operation

Current River Flow at Hoyes Run CFS	Current Bypass valve opening %	Calculated Hoyes Run Flow CFS	Bypass Flow Required CFS	Bypass Valve % Open
97.0	closed	97.0	0.0	closed

Bypass valve required to be opened per table? YES NO

Bypass valve position logged on 'Input Area' sheet? YES NO N/A

Regional Operator 

Shift Supervisor 

NOTES:

October 8, 2015


Deep Creek Bypass Valve Operation

Current River Flow at Hoyes Run CFS	Current Bypass valve opening %	Calculated Hoyes Run Flow CFS	Bypass Flow Required CFS	Bypass Valve % Open
85.0	closed	85.0	0.0	closed

Bypass valve required to be opened per table? YES NO

Bypass valve position logged on 'Input Area' sheet? YES NO N/A

Regional Operator 

Shift Supervisor 

NOTES:

October 9, 2015

Deep Creek Bypass Valve Operation

Current River Flow at Hoyes Run CFS	Current Bypass valve opening %	Calculated Hoyes Run Flow CFS	Bypass Flow Required CFS	Bypass Valve % Open
79.0	closed	79.0	0.0	closed

Bypass valve required to be opened per table? YES NO

Bypass valve position logged on 'Input Area' sheet? YES NO N/A

Regional Operator 

Shift Supervisor 

NOTES:


October 10, 2015


Deep Creek Bypass Valve Operation

Current River Flow at Hoyes Run CFS	Current Bypass valve opening %	Calculated Hoyes Run Flow CFS	Bypass Flow Required CFS	Bypass Valve % Open
152.0	closed	152.0	0.0	closed

Bypass valve required to be opened per table? ___ YES NO

Bypass valve position logged on 'Input Area' sheet? YES ___ NO ___ N/A

Regional Operator 

Shift Supervisor 

NOTES:

October 11, 2015

Deep Creek Bypass Valve Operation

Current River Flow at Hoyes Run CFS	Current Bypass valve opening %	Calculated Hoyes Run Flow CFS	Bypass Flow Required CFS	Bypass Valve % Open
160.0	closed	160.0	0.0	closed

Bypass valve required to be opened per table? YES NO

Bypass valve position logged on 'Input Area' sheet? YES NO N/A

Regional Operator _____

Shift Supervisor _____

NOTES:

October 12, 2015

Deep Creek Bypass Valve Operation

Current River Flow at Hoyes Run CFS	Current Bypass valve opening %	Calculated Hoyes Run Flow CFS	Bypass Flow Required CFS	Bypass Valve % Open
115.0	closed	115.0	0.0	closed

Bypass valve required to be opened per table? YES NO

Bypass valve position logged on 'Input Area' sheet? YES NO N/A

Regional Operator *[Signature]*

Shift Supervisor *May WJ* 10.12.15

NOTES:

October 13, 2015

Deep Creek Bypass Valve Operation

Current River Flow at Hoyes Run CFS	Current Bypass valve opening %	Calculated Hoyes Run Flow CFS	Bypass Flow Required CFS	Bypass Valve % Open
97.0	closed	97.0	0.0	closed

Bypass valve required to be opened per table? YES NO

Bypass valve position logged on 'Input Area' sheet? YES NO N/A

Regional Operator *[Signature]*

Shift Supervisor *[Signature]* 10.13.15

NOTES:

October 14, 2015

Deep Creek Bypass Valve Operation

Current River Flow at Hoyes Run CFS	Current Bypass valve opening %	Calculated Hoyes Run Flow CFS	Bypass Flow Required CFS	Bypass Valve % Open
750.0	closed	750.0	0.0	closed

Bypass valve required to be opened per table? YES NO

Bypass valve position logged on 'Input Area' sheet? YES NO N/A

Regional Operator *[Signature]*

Shift Supervisor *[Signature]* 10.14.15

NOTES:

October 15, 2015

Deep Creek Bypass Valve Operation

Current River Flow at Hoyes Run CFS	Current Bypass valve opening %	Calculated Hoyes Run Flow CFS	Bypass Flow Required CFS	Bypass Valve % Open
750.0	closed	750.0	0.0	closed

Bypass valve required to be opened per table? YES NO

Bypass valve position logged on 'Input Area' sheet? YES NO N/A

Regional Operator *R. M. [Signature]*

Shift Supervisor *Mary [Signature] 10.15.15*

NOTES:

October 16, 2015

Deep Creek Bypass Valve Operation

Current River Flow at Hoyes Run CFS	Current Bypass valve opening %	Calculated Hoyes Run Flow CFS	Bypass Flow Required CFS	Bypass Valve % Open
75.0	closed	75.0	0.0	closed

Bypass valve required to be opened per table? YES NO

Bypass valve position logged on 'Input Area' sheet? YES NO N/A

Regional Operator *Jay M. D...*

Shift Supervisor *R. McKenna 10/16/15*

NOTES:

October 17, 2015

Deep Creek Bypass Valve Operation

Current River Flow at Hoyes Run CFS	Current Bypass valve opening %	Calculated Hoyes Run Flow CFS	Bypass Flow Required CFS	Bypass Valve % Open
70.0	closed	70.0	0.0	closed

Bypass valve required to be opened per table? YES NO

Bypass valve position logged on 'Input Area' sheet? YES NO N/A

Regional Operator

J. MONT

Shift Supervisor

R. McLean 10/17/15

NOTES:

October 18, 2015

Deep Creek Bypass Valve Operation

Current River Flow at Hoyes Run CFS	Current Bypass valve opening %	Calculated Hoyes Run Flow CFS	Bypass Flow Required CFS	Bypass Valve % Open
68.0	closed	68.0	0.0	closed

Bypass valve required to be opened per table? YES NO

Bypass valve position logged on 'Input Area' sheet? YES NO N/A

Regional Operator Jay McDermott

Shift Supervisor R. McNamee 10/18/15

NOTES:


October 19, 2015


Deep Creek Bypass Valve Operation

Current River Flow at Hoyes Run CFS	Current Bypass valve opening %	Calculated Hoyes Run Flow CFS	Bypass Flow Required CFS	Bypass Valve % Open
62.0	closed	62.0	0.0	closed

Bypass valve required to be opened per table? YES NO

Bypass valve position logged on 'Input Area' sheet? YES NO N/A

Regional Operator 

Shift Supervisor 

NOTES:


October 20, 2015


Deep Creek Bypass Valve Operation

Current River Flow at Hoyes Run CFS	Current Bypass valve opening %	Calculated Hoyes Run Flow CFS	Bypass Flow Required CFS	Bypass Valve % Open
386.0	closed	386.0	0.0	closed

Bypass valve required to be opened per table? YES NO

Bypass valve position logged on 'Input Area' sheet? YES NO N/A

Regional Operator 

Shift Supervisor 

NOTES:


October 21, 2015


Deep Creek Bypass Valve Operation

Current River Flow at Hoyes Run CFS	Current Bypass valve opening %	Calculated Hoyes Run Flow CFS	Bypass Flow Required CFS	Bypass Valve % Open
49.0	closed	49.0	0.0	closed

Bypass valve required to be opened per table? YES NO

Bypass valve position logged on 'Input Area' sheet? YES NO N/A

Regional Operator 

Shift Supervisor 

NOTES:

October 22, 2015

Deep Creek Bypass Valve Operation

Current River Flow at Hoyes Run CFS	Current Bypass valve opening %	Calculated Hoyes Run Flow CFS	Bypass Flow Required CFS	Bypass Valve % Open
46.0	closed	46.0	0.0	closed

Bypass valve required to be opened per table? YES NO

Bypass valve position logged on 'Input Area' sheet? YES NO N/A

Regional Operator *[Signature]*

Shift Supervisor *[Signature]*

NOTES:


October 23, 2015

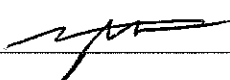
Deep Creek Bypass Valve Operation

Current River Flow at Hoyes Run CFS	Current Bypass valve opening %	Calculated Hoyes Run Flow CFS	Bypass Flow Required CFS	Bypass Valve % Open
46.0	closed	46.0	0.0	closed

Bypass valve required to be opened per table? YES NO

Bypass valve position logged on 'Input Area' sheet? YES NO N/A

Regional Operator 

Shift Supervisor 

NOTES:


October 24, 2015

Deep Creek Bypass Valve Operation

Current River Flow at Hoyes Run CFS	Current Bypass valve opening %	Calculated Hoyes Run Flow CFS	Bypass Flow Required CFS	Bypass Valve % Open
43.0	closed	43.0	0.0	closed

Bypass valve required to be opened per table? YES NO

Bypass valve position logged on 'Input Area' sheet? YES NO N/A

Regional Operator 

Shift Supervisor  pruss

NOTES:


October 25, 2015

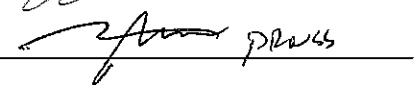
Deep Creek Bypass Valve Operation

Current River Flow at Hoyes Run CFS	Current Bypass valve opening %	Calculated Hoyes Run Flow CFS	Bypass Flow Required CFS	Bypass Valve % Open
48.0	closed	48.0	0.0	closed

Bypass valve required to be opened per table? YES NO

Bypass valve position logged on 'Input Area' sheet? YES NO N/A

Regional Operator 

Shift Supervisor  press

NOTES:

October 26, 2015

Deep Creek Bypass Valve Operation

Current River Flow at Hoyes Run CFS	Current Bypass valve opening %	Calculated Hoyes Run Flow CFS	Bypass Flow Required CFS	Bypass Valve % Open
51.0	closed	51.0	0.0	closed

Bypass valve required to be opened per table? YES NO

Bypass valve position logged on 'Input Area' sheet? YES NO N/A

Regional Operator *J. Mont*

Shift Supervisor *J. Ross*

NOTES:

October 27, 2015

Deep Creek Bypass Valve Operation

Current River Flow at Hoyes Run CFS	Current Bypass valve opening %	Calculated Hoyes Run Flow CFS	Bypass Flow Required CFS	Bypass Valve % Open
53.0	closed	53.0	0.0	closed

Bypass valve required to be opened per table? YES NO

Bypass valve position logged on 'Input Area' sheet? YES NO N/A

Regional Operator *[Signature]*

Shift Supervisor *[Signature]*

NOTES:


October 28, 2015


Deep Creek Bypass Valve Operation

Current River Flow at Hoyes Run CFS	Current Bypass valve opening %	Calculated Hoyes Run Flow CFS	Bypass Flow Required CFS	Bypass Valve % Open
60.0	closed	60.0	0.0	closed

Bypass valve required to be opened per table? YES NO

Bypass valve position logged on 'Input Area' sheet? YES NO N/A

Regional Operator 

Shift Supervisor 

NOTES:

October 29, 2015

Deep Creek Bypass Valve Operation

Current River Flow at Hoyes Run CFS	Current Bypass valve opening %	Calculated Hoyes Run Flow CFS	Bypass Flow Required CFS	Bypass Valve % Open
578.0	closed	578.0	0.0	closed

Bypass valve required to be opened per table? YES NO

Bypass valve position logged on 'Input Area' sheet? YES NO N/A

Regional Operator *[Signature]*

Shift Supervisor *[Signature]*

NOTES:

October 30, 2015

Deep Creek Bypass Valve Operation

Current River Flow at Hoyes Run CFS	Current Bypass valve opening %	Calculated Hoyes Run Flow CFS	Bypass Flow Required CFS	Bypass Valve % Open
259.0	closed	259.0	0.0	closed

Bypass valve required to be opened per table? YES NO

Bypass valve position logged on 'Input Area' sheet? YES NO N/A

Regional Operator *[Signature]*

Shift Supervisor *[Signature]* 10.30.15

NOTES:

October 31, 2015


Deep Creek Bypass Valve Operation

Current River Flow at Hoyes Run CFS	Current Bypass valve opening %	Calculated Hoyes Run Flow CFS	Bypass Flow Required CFS	Bypass Valve % Open
164.0	closed	164.0	0.0	closed

Bypass valve required to be opened per table? YES NO

Bypass valve position logged on 'Input Area' sheet? YES NO N/A

Regional Operator 

Shift Supervisor  10.31.15

NOTES:

November 1, 2015


Deep Creek Bypass Valve Operation

Current River Flow at Hoyes Run CFS	Current Bypass valve opening %	Calculated Hoyes Run Flow CFS	Bypass Flow Required CFS	Bypass Valve % Open
115.0	closed	115.0	0.0	closed

Bypass valve required to be opened per table? YES NO

Bypass valve position logged on 'Input Area' sheet? YES NO N/A

Regional Operator 

Shift Supervisor 

NOTES:

November 2, 2015

Deep Creek Bypass Valve Operation

Current River Flow at Hoyes Run CFS	Current Bypass valve opening %	Calculated Hoyes Run Flow CFS	Bypass Flow Required CFS	Bypass Valve % Open
109.0	closed	109.0	0.0	closed

Bypass valve required to be opened per table? YES NO

Bypass valve position logged on 'Input Area' sheet? YES NO N/A

Regional Operator *D. M. Lee*

Shift Supervisor *PH*

NOTES:

November 3, 2015

Deep Creek Bypass Valve Operation

Current River Flow at Hoyes Run CFS	Current Bypass valve opening %	Calculated Hoyes Run Flow CFS	Bypass Flow Required CFS	Bypass Valve % Open
103.0	closed	103.0	0.0	closed

Bypass valve required to be opened per table? YES NO

Bypass valve position logged on 'Input Area' sheet? YES NO N/A

Regional Operator *[Signature]*

Shift Supervisor *[Signature]* J. J. JENSEN

NOTES:

November 4, 2015

Deep Creek Bypass Valve Operation

Current River Flow at Hoyes Run CFS	Current Bypass valve opening %	Calculated Hoyes Run Flow CFS	Bypass Flow Required CFS	Bypass Valve % Open
92.0	closed	92.0	0.0	closed

Bypass valve required to be opened per table? YES NO

Bypass valve position logged on 'Input Area' sheet? YES NO N/A

Regional Operator *[Signature]*

Shift Supervisor *[Signature]* PROSS

NOTES:

November 5, 2015

Deep Creek Bypass Valve Operation

Current River Flow at Hoyes Run CFS	Current Bypass valve opening %	Calculated Hoyes Run Flow CFS	Bypass Flow Required CFS	Bypass Valve % Open
84.0	closed	84.0	0.0	closed

Bypass valve required to be opened per table? YES NO

Bypass valve position logged on 'Input Area' sheet? YES NO N/A

Regional Operator *[Signature]*

Shift Supervisor *[Signature]*

NOTES:

November 6, 2015


Deep Creek Bypass Valve Operation

Current River Flow at Hoyes Run CFS	Current Bypass valve opening %	Calculated Hoyes Run Flow CFS	Bypass Flow Required CFS	Bypass Valve % Open
89.0	closed	89.0	0.0	closed

Bypass valve required to be opened per table? YES NO

Bypass valve position logged on 'Input Area' sheet? YES NO N/A

Regional Operator 

Shift Supervisor 

NOTES:


November 7, 2015


Deep Creek Bypass Valve Operation

Current River Flow at Hoyes Run CFS	Current Bypass valve opening %	Calculated Hoyes Run Flow CFS	Bypass Flow Required CFS	Bypass Valve % Open
77 700	closed	77 700	0.0	closed

Bypass valve required to be opened per table? YES NO

Bypass valve position logged on 'Input Area' sheet? YES NO N/A

Regional Operator 

Shift Supervisor 

NOTES:


November 8, 2015

Deep Creek Bypass Valve Operation

Current River Flow at Hoyes Run CFS	Current Bypass valve opening %	Calculated Hoyes Run Flow CFS	Bypass Flow Required CFS	Bypass Valve % Open
79.0	closed	79.0	0.0	closed

Bypass valve required to be opened per table? YES NO

Bypass valve position logged on 'Input Area' sheet? YES NO N/A

Regional Operator 

Shift Supervisor 

NOTES:

November 9, 2015

Deep Creek Bypass Valve Operation

Current River Flow at Hoyes Run CFS	Current Bypass valve opening %	Calculated Hoyes Run Flow CFS	Bypass Flow Required CFS	Bypass Valve % Open
75.0	closed	75.0	0.0	closed

Bypass valve required to be opened per table? YES NO

Bypass valve position logged on 'Input Area' sheet? YES NO N/A

Regional Operator *R. D. McElroy*

Shift Supervisor *Mag. [Signature]* 11.9.15

NOTES:


November 10, 2015

Deep Creek Bypass Valve Operation

Current River Flow at Hoyes Run CFS	Current Bypass valve opening %	Calculated Hoyes Run Flow CFS	Bypass Flow Required CFS	Bypass Valve % Open
739.0	closed	739.0	0.0	closed

Bypass valve required to be opened per table? YES NO

Bypass valve position logged on 'Input Area' sheet? YES NO N/A

Regional Operator 

Shift Supervisor  11.10.15

NOTES:


November 11, 2015


Deep Creek Bypass Valve Operation

Current River Flow at Hoyes Run CFS	Current Bypass valve opening %	Calculated Hoyes Run Flow CFS	Bypass Flow Required CFS	Bypass Valve % Open
156.0	closed	156.0	0.0	closed

Bypass valve required to be opened per table? YES NO

Bypass valve position logged on 'Input Area' sheet? YES NO N/A

Regional Operator  _____

Shift Supervisor  _____

NOTES:

November 12, 2015

Deep Creek Bypass Valve Operation

Current River Flow at Hoyes Run CFS	Current Bypass valve opening %	Calculated Hoyes Run Flow CFS	Bypass Flow Required CFS	Bypass Valve % Open
172.0	closed	172.0	0.0	closed

Bypass valve required to be opened per table? YES NO

Bypass valve position logged on 'Input Area' sheet? YES NO N/A

Regional Operator _____

Shift Supervisor _____

NOTES:

November 13, 2015

Deep Creek Bypass Valve Operation

Current River Flow at Hoyes Run CFS	Current Bypass valve opening %	Calculated Hoyes Run Flow CFS	Bypass Flow Required CFS	Bypass Valve % Open
276.0	closed	276.0	0.0	closed

Bypass valve required to be opened per table? YES NO

Bypass valve position logged on 'Input Area' sheet? YES NO N/A

Regional Operator *Jay M. Dermott*

Shift Supervisor *R. Metcalf*

NOTES:

November 14, 2015

Deep Creek Bypass Valve Operation

Current River Flow at Hoyes Run CFS	Current Bypass valve opening %	Calculated Hoyes Run Flow CFS	Bypass Flow Required CFS	Bypass Valve % Open
194.0	closed	194.0	0.0	closed

Bypass valve required to be opened per table? YES NO

Bypass valve position logged on 'Input Area' sheet? YES NO N/A

Regional Operator *J. M. O'D*

Shift Supervisor *R. M. O'D*

NOTES:

November 15, 2015

Deep Creek Bypass Valve Operation

Current River Flow at Hoyes Run CFS	Current Bypass valve opening %	Calculated Hoyes Run Flow CFS	Bypass Flow Required CFS	Bypass Valve % Open
141.0	closed	141.0	0.0	closed

Bypass valve required to be opened per table? YES NO

Bypass valve position logged on 'Input Area' sheet? YES NO N/A

Regional Operator Jan McEnott

Shift Supervisor R. McEnott 11/15/15

NOTES:


November 16, 2015


Deep Creek Bypass Valve Operation

Current River Flow at bypass Run CFS	Current Bypass valve opening %	Calculated Hoopes Run Flow CFS	Bypass Flow Required CFS	Bypass Valve % Open
134.0	closed	134.0	0.0	closed

Bypass valve required to be opened per table? YES NO ^{RZ}

Bypass valve position logged on 'Input Area' sheet? YES NO N/A

Regional Operator 

Shift Supervisor 

NOTES:

November 17, 2015

Deep Creek Bypass Valve Operation

Current River Flow at Hoyes Run CFS	Current Bypass valve opening %	Calculated Hoyes Run Flow CFS	Bypass Flow Required CFS	Bypass Valve % Open
121.0	closed	121.0	0.0	closed

Bypass valve required to be opened per table? YES NO

Bypass valve position logged on 'Input Area' sheet? YES NO N/A

Regional Operator 

Shift Supervisor 

NOTES:


November 18, 2015


Deep Creek Bypass Valve Operation

Current River Flow at Hoyes Run CFS	Current Bypass valve opening %	Calculated Hoyes Run Flow CFS	Bypass Flow Required CFS	Bypass Valve % Open
109.0	closed	109.0	0.0	closed

Bypass valve required to be opened per table? YES NO

Bypass valve position logged on 'Input Area' sheet? YES NO N/A

Regional Operator 

Shift Supervisor 

NOTES:

November 19, 2015


Deep Creek Bypass Valve Operation

Current River Flow at Hoyes Run CFS	Current Bypass valve opening %	Calculated Hoyes Run Flow CFS	Bypass Flow Required CFS	Bypass Valve % Open
176.0	closed	176.0	0.0	closed

Bypass valve required to be opened per table? YES NO

Bypass valve position logged on 'Input Area' sheet? YES NO N/A

Regional Operator _____

Shift Supervisor  _____

NOTES:

November 20, 2015

Deep Creek Bypass Valve Operation

Current River Flow at Hoyes Run CFS	Current Bypass valve opening %	Calculated Hoyes Run Flow CFS	Bypass Flow Required CFS	Bypass Valve % Open
429.0	closed	429.0	0.0	closed

Bypass valve required to be opened per table? YES NO

Bypass valve position logged on 'Input Area' sheet? YES NO N/A

Regional Operator _____

Shift Supervisor *AW JAMES*

NOTES:


November 21, 2015

Deep Creek Bypass Valve Operation

Current River Flow at Hoyes Run CFS	Current Bypass valve opening %	Calculated Hoyes Run Flow CFS	Bypass Flow Required CFS	Bypass Valve % Open
265.0	closed	265.0	0.0	closed

Bypass valve required to be opened per table? YES NO

Bypass valve position logged on 'Input Area' sheet? YES NO N/A

Regional Operator 

Shift Supervisor 

NOTES:

November 22, 2015


Deep Creek Bypass Valve Operation

Current River Flow at Hoyes Run CFS	Current Bypass valve opening %	Calculated Hoyes Run Flow CFS	Bypass Flow Required CFS	Bypass Valve % Open
232.0	closed	232.0	0.0	closed

Bypass valve required to be opened per table? YES NO

Bypass valve position logged on 'Input Area' sheet? YES NO N/A

Regional Operator 

Shift Supervisor 

NOTES:

November 23, 2015

Deep Creek Bypass Valve Operation

Current River Flow at Hoyes Run CFS	Current Bypass valve opening %	Calculated Hoyes Run Flow CFS	Bypass Flow Required CFS	Bypass Valve % Open
198.0	closed	198.0	0.0	closed

Bypass valve required to be opened per table? YES NO

Bypass valve position logged on 'Input Area' sheet? YES NO N/A

Regional Operator *[Signature]*

Shift Supervisor *R. McKenna 11/23/15*

NOTES:

November 24, 2015

Deep Creek Bypass Valve Operation

Current River Flow at Hoyes Run CFS	Current Bypass valve opening %	Calculated Hoyes Run Flow CFS	Bypass Flow Required CFS	Bypass Valve % Open
164.0	closed	164.0	0.0	closed

Bypass valve required to be opened per table? YES NO

Bypass valve position logged on 'Input Area' sheet? YES NO N/A

Regional Operator *[Signature]*

Shift Supervisor *R McKenna 11/24/15*

NOTES:

November 25, 2015

Deep Creek Bypass Valve Operation

Current River Flow at Hoyes Run CFS	Current Bypass valve opening %	Calculated Hoyes Run Flow CFS	Bypass Flow Required CFS	Bypass Valve % Open
148.0	closed	148.0	0.0	closed

Bypass valve required to be opened per table? YES NO

Bypass valve position logged on 'Input Area' sheet? YES NO N/A

Regional Operator *[Signature]*

Shift Supervisor *R. McNamee 11/26/15*

NOTES:

November 26, 2015

Deep Creek Bypass Valve Operation

Current River Flow at Hoyes Run CFS	Current Bypass valve opening %	Calculated Hoyes Run Flow CFS	Bypass Flow Required CFS	Bypass Valve % Open
141.0	closed	141.0	0.0	closed

Bypass valve required to be opened per table? YES NO

Bypass valve position logged on 'Input Area' sheet? YES NO N/A

Regional Operator *[Signature]*

Shift Supervisor *R. Matema 11/26/15*

NOTES:

November 27, 2015

Deep Creek Bypass Valve Operation

Current River Flow at Hoyes Run CFS	Current Bypass valve opening %	Calculated Hoyes Run Flow CFS	Bypass Flow Required CFS	Bypass Valve % Open
127.0	closed	127.0	0.0	closed

Bypass valve required to be opened per table? YES NO

Bypass valve position logged on 'Input Area' sheet? YES NO N/A

Regional Operator [Signature]

Shift Supervisor [Signature] 11.27.15

NOTES:


November 28, 2015


Deep Creek Bypass Valve Operation

Current River Flow at Hoyes Run CFS	Current Bypass valve opening %	Calculated Hoyes Run Flow CFS	Bypass Flow Required CFS	Bypass Valve % Open
115.0	closed	115.0	0.0	closed

Bypass valve required to be opened per table? YES NO

Bypass valve position logged on 'Input Area' sheet? YES NO N/A

Regional Operator 

Shift Supervisor  11.28.15

NOTES:


November 29, 2015


Deep Creek Bypass Valve Operation

Current River Flow at Hoyes Run CFS	Current Bypass valve opening %	Calculated Hoyes Run Flow CFS	Bypass Flow Required CFS	Bypass Valve % Open
180.0	closed	180.0	0.0	closed

Bypass valve required to be opened per table? YES NO

Bypass valve position logged on 'Input Area' sheet? YES NO N/A

Regional Operator 

Shift Supervisor  11.29.15

NOTES:


November 30, 2015


Deep Creek Bypass Valve Operation

Current River Flow at Hoyes Run CFS	Current Bypass valve opening %	Calculated Hoyes Run Flow CFS	Bypass Flow Required CFS	Bypass Valve % Open
429.0	closed	429.0	0.0	closed

Bypass valve required to be opened per table? YES NO

Bypass valve position logged on 'Input Area' sheet? YES NO N/A

Regional Operator 

Shift Supervisor  J. R. V. S.

NOTES:

December 1, 2015

Deep Creek Bypass Valve Operation

Current River Flow at Hoyes Run CFS	Current Bypass valve opening %	Calculated Hoyes Run Flow CFS	Bypass Flow Required CFS	Bypass Valve % Open
1010.0	closed	1010.0	0.0	closed

Bypass valve required to be opened per table? YES NO

Bypass valve position logged on 'Input Area' sheet? YES NO N/A

Regional Operator *[Signature]*

Shift Supervisor *[Signature]*

NOTES:

December 3, 2015

Deep Creek Bypass Valve Operation

Current River Flow at Hoyes Run CFS	Current Bypass valve opening %	Calculated Hoyes Run Flow CFS	Bypass Flow Required CFS	Bypass Valve % Open
2340.0	closed	2340.0	0.0	closed

Bypass valve required to be opened per table? YES NO

Bypass valve position logged on 'Input Area' sheet? YES NO N/A

Regional Operator 

Shift Supervisor 

NOTES:

December 4, 2015

Deep Creek Bypass Valve Operation


Current River Flow at Hoyes Run CFS	Current Bypass valve opening %	Calculated Hoyes Run Flow CFS	Bypass Flow Required CFS	Bypass Valve % Open
1620.0	closed	1620.0	0.0	closed

Bypass valve required to be opened per table? YES NO

Bypass valve position logged on 'Input Area' sheet? YES NO N/A

Regional Operator

Shift Supervisor



NOTES:

December 5, 2015

Deep Creek Bypass Valve Operation

Current River Flow at Hoyes Run CFS	Current Bypass valve opening %	Calculated Hoyes Run Flow CFS	Bypass Flow Required CFS	Bypass Valve % Open
616.0	closed	616.0	0.0	closed

Bypass valve required to be opened per table? YES NO

Bypass valve position logged on 'Input Area' sheet? YES NO N/A

Regional Operator 

Shift Supervisor 

NOTES:

December 6, 2015

Deep Creek Bypass Valve Operation

Current River Flow at Hoyes Run CFS	Current Bypass valve opening %	Calculated Hoyes Run Flow CFS	Bypass Flow Required CFS	Bypass Valve % Open
476.0	closed	476.0	0.0	closed

Bypass valve required to be opened per table? YES NO

Bypass valve position logged on 'Input Area' sheet? YES NO N/A

Regional Operator _____

Shift Supervisor _____

NOTES:

December 7, 2015

Deep Creek Bypass Valve Operation

Current River Flow at Hoyes Run CFS	Current Bypass valve opening %	Calculated Hoyes Run Flow CFS	Bypass Flow Required CFS	Bypass Valve % Open
415.0	closed	415.0	0.0	closed

Bypass valve required to be opened per table? YES NO

Bypass valve position logged on 'Input Area' sheet? YES NO N/A

Regional Operator *[Signature]*

Shift Supervisor *[Signature]*

NOTES:

December 8, 2015

Deep Creek Bypass Valve Operation

Current River Flow at Hoyes Run CFS	Current Bypass valve opening %	Calculated Hoyes Run Flow CFS	Bypass Flow Required CFS	Bypass Valve % Open
353.0	closed	353.0	0.0	closed

Bypass valve required to be opened per table? ___ YES NO

Bypass valve position logged on 'Input Area' sheet? YES ___ NO ___ N/A

Regional Operator _____ 

Shift Supervisor _____ 

NOTES:


December 10, 2015

Deep Creek Bypass Valve Operation

Current River Flow at Hoyes Run CFS	Current Bypass valve opening %	Calculated Hoyes Run Flow CFS	Bypass Flow Required CFS	Bypass Valve % Open
1010.0	closed	1010.0	0.0	closed

Bypass valve required to be opened per table? YES NO

Bypass valve position logged on 'Input Area' sheet? YES NO N/A

Regional Operator 

Shift Supervisor  12.10.15

NOTES:

December 11, 2015

Deep Creek Bypass Valve Operation

Current River Flow at Hoyes Run CFS	Current Bypass valve opening %	Calculated Hoyes Run Flow CFS	Bypass Flow Required CFS	Bypass Valve % Open
967.0	closed	967.0	0.0	closed

Bypass valve required to be opened per table? ___ YES NO

Bypass valve position logged on 'Input Area' sheet? YES ___ NO ___ N/A

Regional Operator Jay McJannet

Shift Supervisor R. Melone

NOTES:

December 12, 2015

Deep Creek Bypass Valve Operation

Current River Flow at Hoyes Run CFS	Current Bypass valve opening %	Calculated Hoyes Run Flow CFS	Bypass Flow Required CFS	Bypass Valve % Open
227.0	closed	227.0	0.0	closed

Bypass valve required to be opened per table? YES NO

Bypass valve position logged on 'Input Area' sheet? YES NO N/A

Regional Operator *Jay McDermott*

Shift Supervisor *R. McKenna*

NOTES:

December 13, 2015

Deep Creek Bypass Valve Operation

Current River Flow at Hoyes Run CFS	Current Bypass valve opening %	Calculated Hoyes Run Flow CFS	Bypass Flow Required CFS	Bypass Valve % Open
207.0	closed	207.0	0.0	closed

Bypass valve required to be opened per table? YES NO

Bypass valve position logged on 'Input Area' sheet? YES NO N/A

Regional Operator *J. M. O'Connell*

Shift Supervisor *R. McKenna*

NOTES:

December 14, 2015

Deep Creek Bypass Valve Operation

Current River Flow at Hoyes Run CFS	Current Bypass valve opening %	Calculated Hoyes Run Flow CFS	Bypass Flow Required CFS	Bypass Valve % Open
194.0	closed	194.0	0.0	closed

Bypass valve required to be opened per table? YES NO

Bypass valve position logged on 'Input Area' sheet? YES NO N/A

Regional Operator 

Shift Supervisor 

NOTES:

December 15, 2015

Deep Creek Bypass Valve Operation

Current River Flow at Hoyes Run CFS	Current Bypass valve opening %	Calculated Hoyes Run Flow CFS	Bypass Flow Required CFS	Bypass Valve % Open
222.0	closed	222.0	0.0	closed

Bypass valve required to be opened per table? YES NO

Bypass valve position logged on 'Input Area' sheet? YES NO N/A

Regional Operator _____

Shift Supervisor _____

NOTES:


December 16, 2015

Deep Creek Bypass Valve Operation

Current River Flow at Hoyes Run CFS	Current Bypass valve opening %	Calculated Hoyes Run Flow CFS	Bypass Flow Required CFS	Bypass Valve % Open
248.0	closed	248.0	0.0	closed

Bypass valve required to be opened per table? YES NO

Bypass valve position logged on 'Input Area' sheet? YES NO N/A

Regional Operator 

Shift Supervisor 

NOTES:

December 17, 2015

Deep Creek Bypass Valve Operation

Current River Flow at Hoyes Run CFS	Current Bypass valve opening %	Calculated Hoyes Run Flow CFS	Bypass Flow Required CFS	Bypass Valve % Open
212.0	closed	212.0	0.0	closed

Bypass valve required to be opened per table? YES NO

Bypass valve position logged on 'Input Area' sheet? YES NO N/A

Regional Operator *[Signature]*

Shift Supervisor *[Signature]*

NOTES:

December 18, 2015

Deep Creek Bypass Valve Operation

Current River Flow at Hoyes Run CFS	Current Bypass valve opening %	Calculated Hoyes Run Flow CFS	Bypass Flow Required CFS	Bypass Valve % Open
339.0	closed	339.0	0.0	closed

Bypass valve required to be opened per table? ___ YES NO

Bypass valve position logged on 'Input Area' sheet? ___ YES ___ NO ___ N/A

Regional Operator *[Signature]*

Shift Supervisor *[Signature]* 7/2/15

NOTES:

December 19, 2015

Deep Creek Bypass Valve Operation

Current River Flow at Hoyes Run CFS	Current Bypass valve opening %	Calculated Hoyes Run Flow CFS	Bypass Flow Required CFS	Bypass Valve % Open
300.0	closed	300.0	0.0	closed

Bypass valve required to be opened per table? YES NO

Bypass valve position logged on 'Input Area' sheet? YES NO N/A

Regional Operator _____

Shift Supervisor _____ *pruss*

NOTES:

December 20, 2015

Deep Creek Bypass Valve Operation

Current River Flow at Hoyes Run CFS	Current Bypass valve opening %	Calculated Hoyes Run Flow CFS	Bypass Flow Required CFS	Bypass Valve % Open
265.0	closed	265.0	0.0	closed

Bypass valve required to be opened per table? YES NO

Bypass valve position logged on 'Input Area' sheet? YES NO N/A

Regional Operator  _____

Shift Supervisor  _____

NOTES:

December 21, 2015

Deep Creek Bypass Valve Operation

Current River Flow at Hoyes Run CFS	Current Bypass valve opening %	Calculated Hoyes Run Flow CFS	Bypass Flow Required CFS	Bypass Valve % Open
243.0	closed	243.0	0.0	closed

Bypass valve required to be opened per table? YES NO

Bypass valve position logged on 'Input Area' sheet? YES NO N/A

Regional Operator *[Signature]*

Shift Supervisor *R. McCon* 12/21/15

NOTES:

December 22, 2015

Deep Creek Bypass Valve Operation

Current River Flow at Hoyes Run CFS	Current Bypass valve opening %	Calculated Hoyes Run Flow CFS	Bypass Flow Required CFS	Bypass Valve % Open
994.0	closed	994.0	0.0	closed

Bypass valve required to be opened per table? YES NO

Bypass valve position logged on 'Input Area' sheet? YES NO N/A

Regional Operator *J. J. M. [Signature]*

Shift Supervisor *R. McKenna 12/22/15*

NOTES:

December 23, 2015

Deep Creek Bypass Valve Operation

Current River Flow at Hoyes Run CFS	Current Bypass valve opening %	Calculated Hoyes Run Flow CFS	Bypass Flow Required CFS	Bypass Valve % Open
1190.0	closed	1190.0	0.0	closed

Bypass valve required to be opened per table? YES NO

Bypass valve position logged on 'Input Area' sheet? YES NO N/A

Regional Operator Jay M O'D

Shift Supervisor R. Metcalf 12/23/15

NOTES:

December 24, 2015

Deep Creek Bypass Valve Operation

Current River Flow at Hoyes Run CFS	Current Bypass valve opening %	Calculated Hoyes Run Flow CFS	Bypass Flow Required CFS	Bypass Valve % Open
1140.0	closed	1140.0	0.0	closed

Bypass valve required to be opened per table? YES NO

Bypass valve position logged on 'Input Area' sheet? YES NO N/A

Regional Operator Jay Mount

Shift Supervisor R. Melton 12/24/15

NOTES:

December 25, 2015

Deep Creek Bypass Valve Operation

Current River Flow at Hoyes Run CFS	Current Bypass valve opening %	Calculated Hoyes Run Flow CFS	Bypass Flow Required CFS	Bypass Valve % Open
1180.0	closed	1180.0	0.0	closed

Bypass valve required to be opened per table? YES NO

Bypass valve position logged on 'Input Area' sheet? YES NO N/A

Regional Operator 

Shift Supervisor  12.25.15

NOTES:

December 26, 2015

Deep Creek Bypass Valve Operation

Current River Flow at Hoyes Run CFS	Current Bypass valve opening %	Calculated Hoyes Run Flow CFS	Bypass Flow Required CFS	Bypass Valve % Open
578.0	closed	578.0	0.0	closed

Bypass valve required to be opened per table? YES NO

Bypass valve position logged on 'Input Area' sheet? YES NO N/A

Regional Operator *J. J. Moore*

Shift Supervisor *Myg 12.26.15*

NOTES:

December 27, 2015

Deep Creek Bypass Valve Operation

Current River Flow at Hoyes Run CFS	Current Bypass valve opening %	Calculated Hoyes Run Flow CFS	Bypass Flow Required CFS	Bypass Valve % Open
517.0	closed	517.0	0.0	closed

Bypass valve required to be opened per table? YES NO

Bypass valve position logged on 'Input Area' sheet? YES NO N/A

Regional Operator _____

Shift Supervisor *[Signature]* 12.27.15

NOTES:

December 28, 2015

Deep Creek Bypass Valve Operation

Current River Flow at Hoyes Run CFS	Current Bypass valve opening %	Calculated Hoyes Run Flow CFS	Bypass Flow Required CFS	Bypass Valve % Open
1600.0	closed	1600.0	0.0	closed

Bypass valve required to be opened per table? YES NO

Bypass valve position logged on 'Input Area' sheet? YES NO N/A

Regional Operator 

Shift Supervisor 

NOTES:

December 29, 2015

Deep Creek Bypass Valve Operation

Current River Flow at Hoyes Run CFS	Current Bypass valve opening %	Calculated Hoyes Run Flow CFS	Bypass Flow Required CFS	Bypass Valve % Open
1570.0	closed	1570.0	0.0	closed

Bypass valve required to be opened per table? YES NO

Bypass valve position logged on 'Input Area' sheet? YES NO N/A

Regional Operator 

Shift Supervisor  PIRBSS

NOTES:

December 30, 2015

Deep Creek Bypass Valve Operation

Current River Flow at Hoyes Run CFS	Current Bypass valve opening %	Calculated Hoyes Run Flow CFS	Bypass Flow Required CFS	Bypass Valve % Open
1530.0	closed	1530.0	0.0	closed

Bypass valve required to be opened per table? YES NO

Bypass valve position logged on 'Input Area' sheet? YES NO N/A

Regional Operator 

Shift Supervisor 

NOTES:

December 31, 2015

Deep Creek Bypass Valve Operation

Current River Flow at Hoyes Run CFS	Current Bypass valve opening %	Calculated Hoyes Run Flow CFS	Bypass Flow Required CFS	Bypass Valve % Open
1390.0	closed	1390.0	0.0	closed

Bypass valve required to be opened per table? YES NO

Bypass valve position logged on 'Input Area' sheet? YES NO N/A

Regional Operator 

Shift Supervisor  J. ROSS

NOTES:

2015 Youghiogheny River Bypass Flow Provision

Month	Day	Flow at Hoyes Run Gage (cfs)	Calculated Flow at Hoyes Run Gage (cfs)	Bypass Flow Required (cfs)	% Valve Open
September	10	41	38	3.0	23
September	19	41	38	3.0	23
September	20	41	38	3.0	23
September	21	41	38	3.0	23
September	22	58	58	40	87.4
September	23	62	62	40	87.4
September	24	58	58	40	87.4
September	25	60	60	40	67.2
September	26	62	62	40	28.8
September	27	62	62	40	22

**USGS PROVISIONAL WATER DISCHARGE DATA (mean cfs)
FOR THE HOYES RUN GAGE (No. 03076100) FROM JANUARY 1, 2015 THROUGH DECEMBER 31, 2015²**


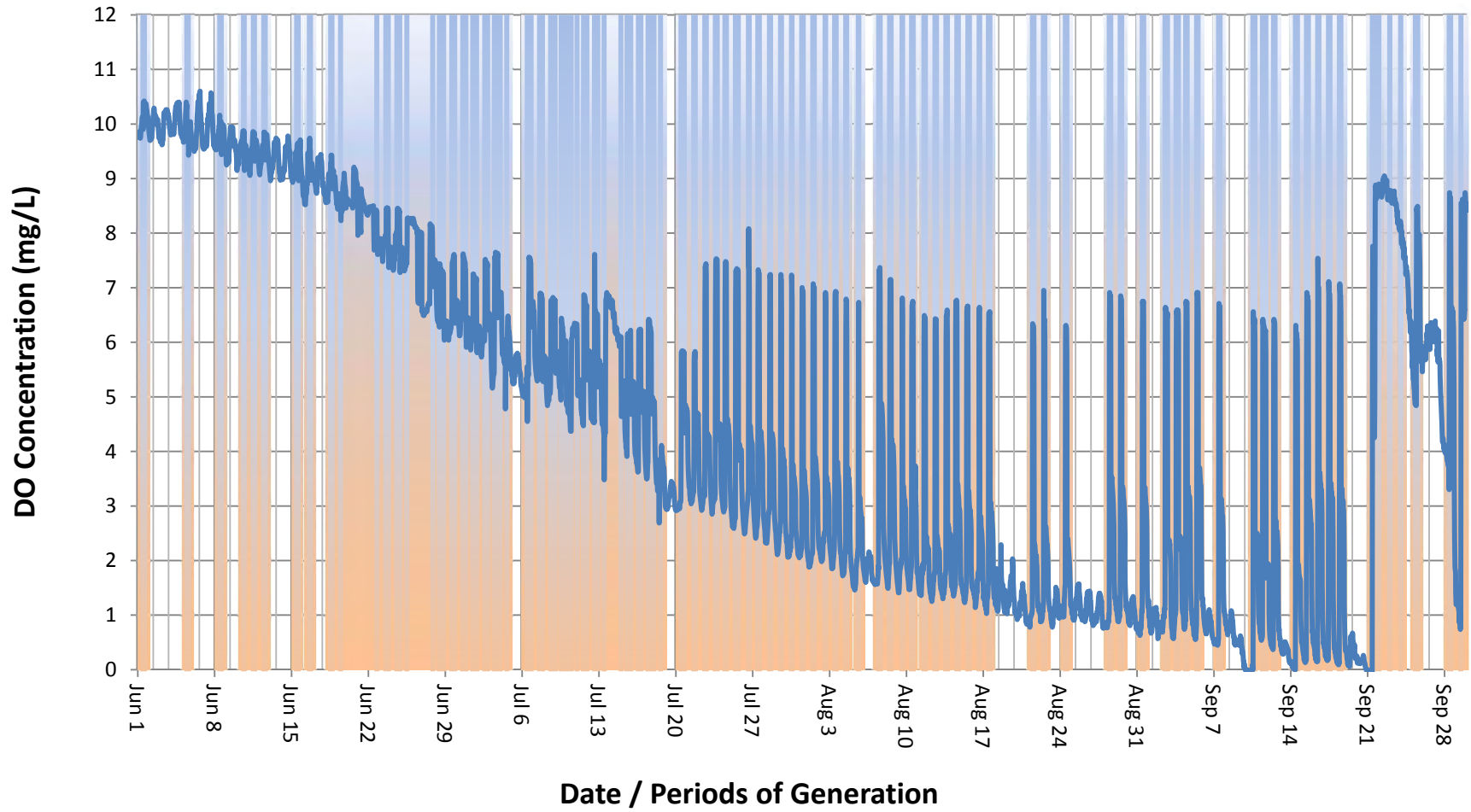
Month	Jan	Feb	Mar	Apr	May	Jun	Jul	Aug	Sep	Oct	Nov	Dec
Day												
1	256 ^A	298 ^{A e}	182 ^{A e}	432 ^A	694 ^A	311 ^A	847 ^A	187 ^A	46 ^A	931 ^A	121 ^P	645 ^P
2	318 ^A	909 ^A	341 ^{A e}	285 ^A	458 ^A	199 ^A	642 ^A	114 ^A	184 ^A	450 ^A	113 ^P	1,520 ^P
3	279 ^A	1,380 ^A	622 ^A	616 ^A	312 ^A	207 ^A	564 ^A	166 ^A	189 ^A	228 ^A	102 ^P	1,750 ^P
4	544 ^A	717 ^A	5,820 ^A	746 ^A	368 ^A	163 ^A	579 ^A	144 ^A	148 ^A	191 ^A	92 ^P	1,300 ^P
5	1,070 ^A	863 ^A	5,970 ^A	705 ^A	372 ^A	231 ^A	463 ^A	156 ^A	152 ^A	219 ^P	89 ^P	600 ^P
6	749 ^A	553 ^A	2,190 ^A	569 ^A	353 ^A	147 ^A	885 ^A	88 ^A	53 ^A	105 ^P	87 ^P	468 ^P
7	784 ^A	444 ^A	1,310 ^A	515 ^A	215 ^A	127 ^A	958 ^A	179 ^A	129 ^A	94 ^P	79 ^P	546 ^P
8	815 ^A	426 ^A	1,060 ^A	529 ^A	289 ^A	201 ^A	1,050 ^A	174 ^A	44 ^A	83 ^P	79 ^P	469 ^P
9	770 ^A	1,060 ^A	1,110 ^A	1,020 ^A	185 ^A	141 ^A	1,740 ^A	125 ^A	42 ^A	167 ^P	76 ^P	420 ^P
10	396 ^A	1,400 ^A	1,600 ^A	2,080 ^A	171 ^A	159 ^A	2,480 ^A	174 ^A	147 ^A	166 ^P	313 ^P	452 ^P
11	362 ^A	878 ^A	5,710 ^A	2,070 ^A	245 ^A	160 ^A	1,400 ^A	195 ^A	243 ^A	146 ^P	399 ^P	425 ^P
12	383 ^A	1,000 ^A	3,780 ^A	1,260 ^A	169 ^A	176 ^A	967 ^A	197 ^A	134 ^A	195 ^P	200 ^P	223 ^P
13	668 ^A	828 ^A	2,300 ^A	819 ^A	150 ^A	140 ^A	1,040 ^A	175 ^A	54 ^A	91 ^P	258 ^P	203 ^P
14	598 ^A	439 ^{A e}	3,690 ^A	1,150 ^A	136 ^A	261 ^A	1,380 ^A	159 ^A	167 ^A	235 ^P	181 ^P	281 ^P
15	362 ^{A e}	311 ^{A e}	4,020 ^A	1,080 ^A	214 ^A	432 ^A	875 ^A	150 ^A	160 ^A	222 ^P	144 ^P	320 ^P
16	331 ^{A e}	638 ^{A e}	2,370 ^A	893 ^A	124 ^A	577 ^A	711 ^A	91 ^A	125 ^A	73 ^P	131 ^P	326 ^P
17	287 ^A	621 ^{A e}	1,850 ^A	848 ^A	141 ^A	378 ^A	631 ^A	142 ^A	129 ^A	69 ^P	121 ^P	315 ^P
18	278 ^A	564 ^{A e}	1,540 ^A	724 ^A	136 ^A	721 ^A	444 ^A	64 ^A	126 ^A	67 ^P	117 ^P	438 ^P
19	271 ^A	711 ^A	1,110 ^A	583 ^A	183 ^A	697 ^A	344 ^A	110 ^A	41 ^A	57 ^P	334 ^P	298 ^P
20	248 ^A	409 ^{A e}	1,060 ^A	1,620 ^A	153 ^A	1,380 ^A	446 ^A	166 ^A	40 ^A	110 ^P	401 ^P	255 ^P
21	235 ^A	354 ^{A e}	983 ^A	1,380 ^A	123 ^A	3,770 ^A	416 ^A	258 ^A	130 ^A	50 ^P	267 ^P	334 ^P
22	224 ^A	247 ^{A e}	745 ^A	1,340 ^A	129 ^A	1,950 ^A	370 ^A	186 ^A	60 ^A	49 ^P	226 ^P	517 ^P
23	210 ^A	247 ^{A e}	917 ^A	1,480 ^A	125 ^A	1,040 ^A	333 ^A	83 ^A	61 ^A	47 ^P	196 ^P	618 ^P
24	343 ^A	470 ^{A e}	844 ^A	1,010 ^A	194 ^A	1,070 ^A	270 ^A	153 ^A	61 ^A	46 ^P	170 ^P	580 ^P
25	345 ^A	220 ^{A e}	595 ^A	893 ^A	182 ^A	946 ^A	332 ^A	63 ^A	144 ^A	50 ^P	155 ^P	615 ^P
26	420 ^A	419 ^{A e}	420 ^A	1,330 ^A	90 ^A	1,080 ^A	194 ^A	59 ^A	62 ^A	53 ^P	140 ^P	560 ^P
27	579 ^A	279 ^{A e}	427 ^A	888 ^A	113 ^A	1,110 ^A	216 ^A	56 ^A	59 ^A	54 ^P	133 ^P	528 ^P
28	512 ^A	182 ^{A e}	382 ^A	631 ^A	158 ^A	1,810 ^A	178 ^A	138 ^A	138 ^A	100 ^P	132 ^P	1,030 ^P
29	519 ^A	XXXX	325 ^A	681 ^A	113 ^A	1,230 ^A	172 ^A	133 ^A	302 ^A	490 ^P	261 ^P	1,180 ^P
30	456 ^A	XXXX	346 ^A	648 ^A	178 ^A	978 ^A	151 ^A	49 ^A	1,230 ^A	238 ^P	648 ^P	1,060 ^P
31	285 ^{A e}	XXXX	352 ^A	XXXX	252 ^A	XXXX	192 ^A	130 ^A	XXXX	158 ^P	XXXX	920 ^P

² The above data was obtained from the automated U.S. Geological Survey (USGS) database. Data annotated with an ^A are approved for publication. Data with a ^P have not received Director's approval and as such are provisional and subject to revision. Data values with an ^e have been estimated. The data are released on the condition that neither the USGS nor the United States Government may be held liable for any damages resulting from its use.

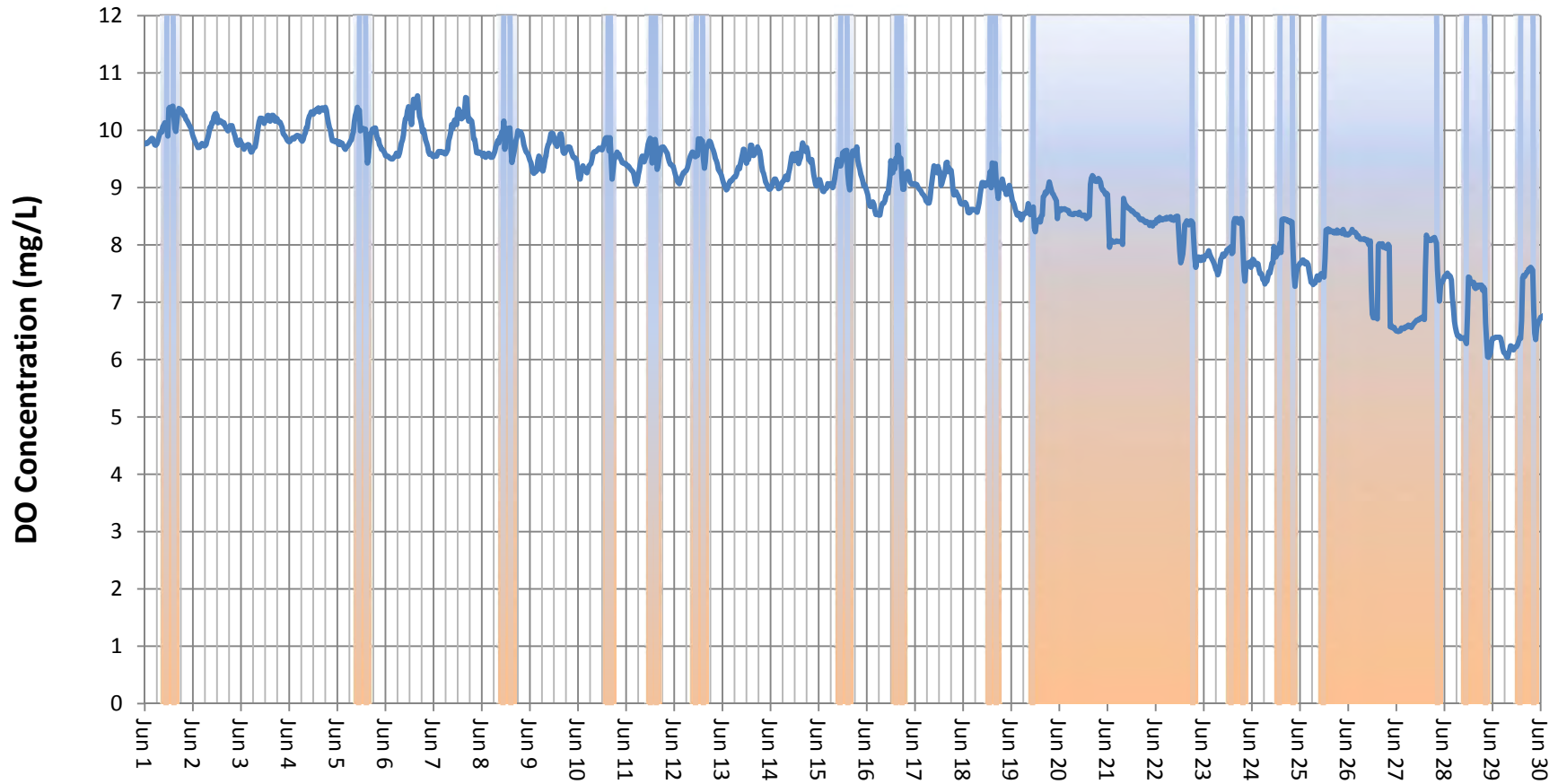
APPENDIX D

DISSOLVED OXYGEN MONITORING LOGS


Dissolved Oxygen Concentrations Measured in the Tailrace – June to September 2015



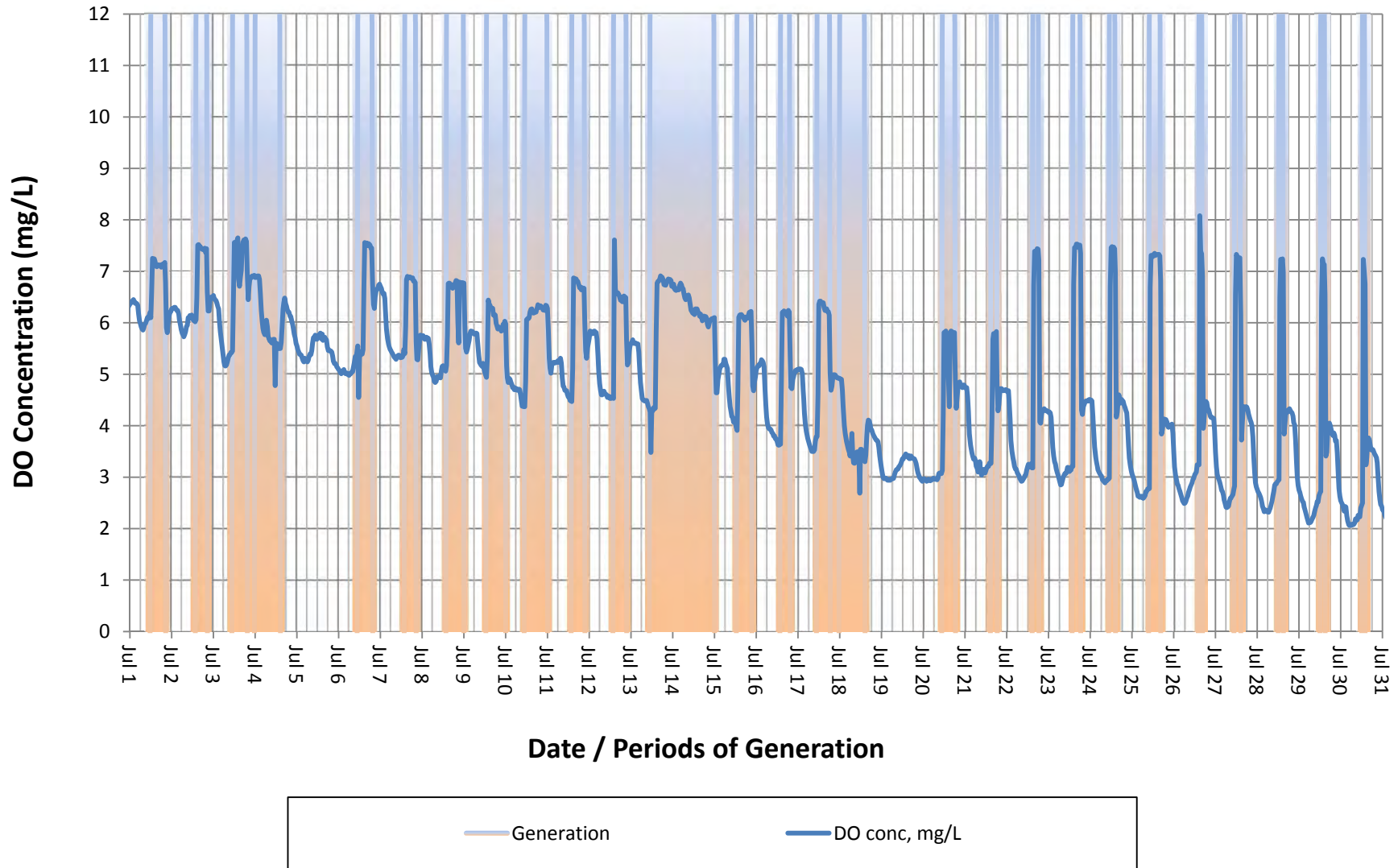
Dissolved Oxygen Concentrations Measured in the Tailrace – June 2015



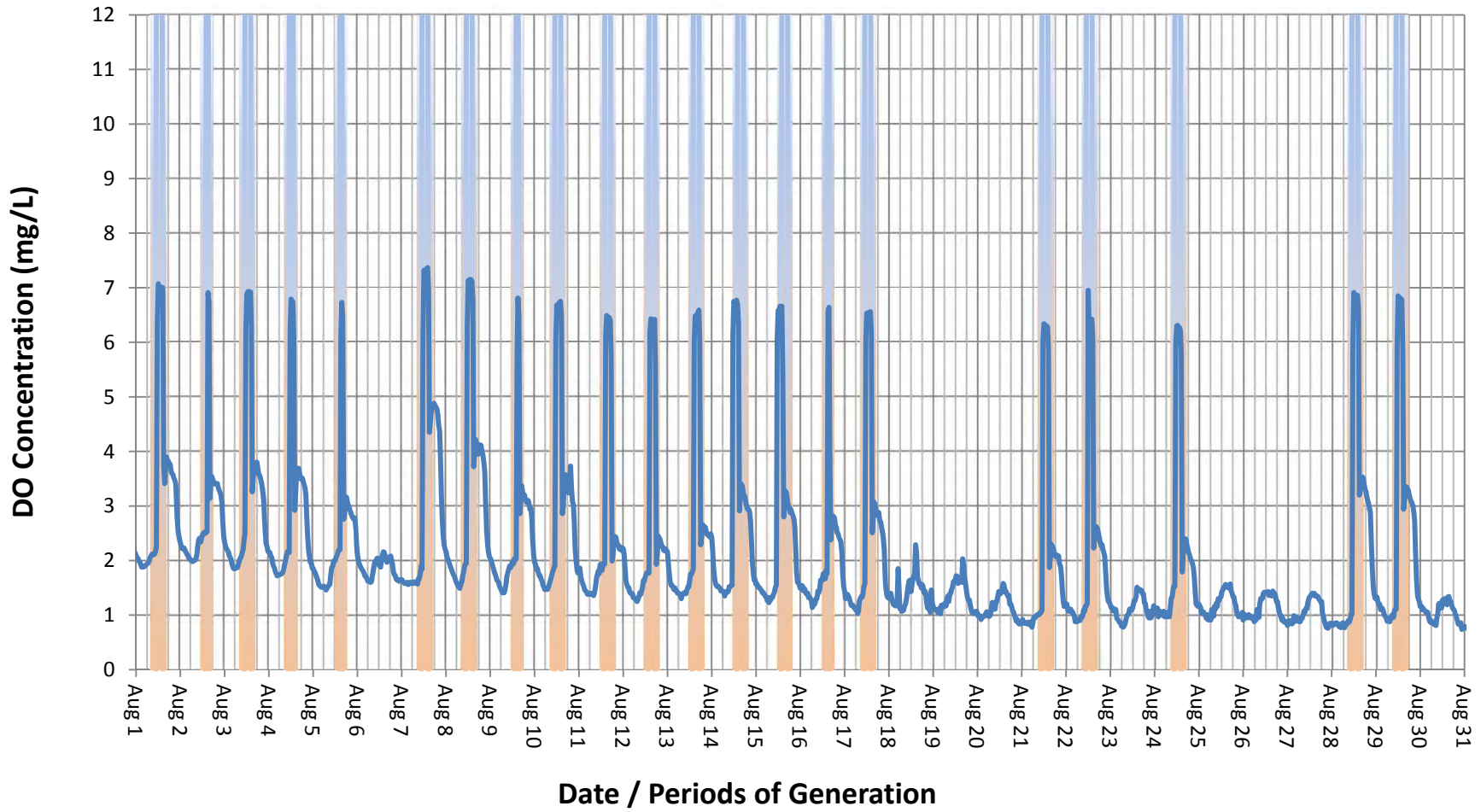
Date / Periods of Generation



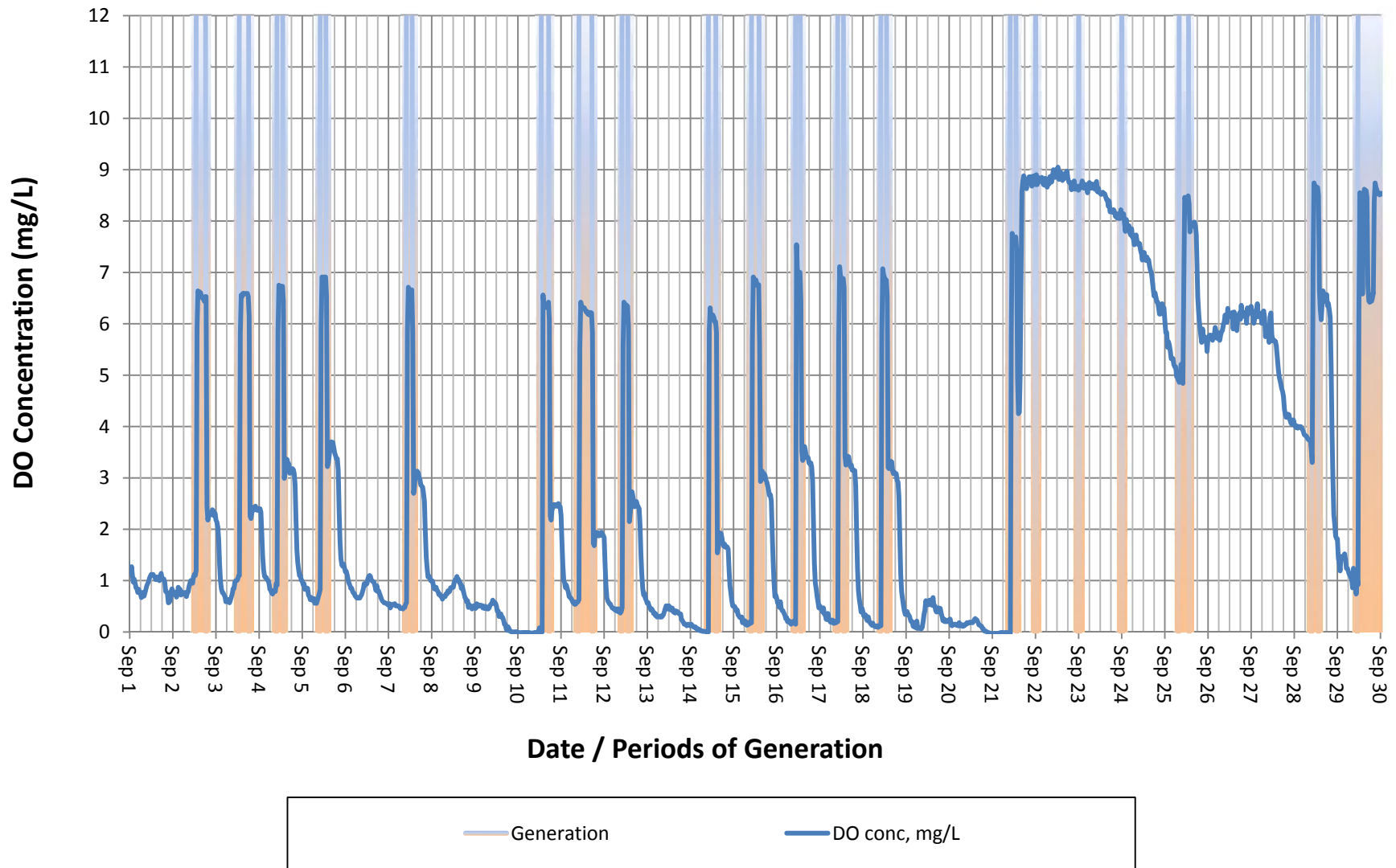
Dissolved Oxygen Concentrations Measured in the Tailrace – July 2015



Dissolved Oxygen Concentrations Measured in the Tailrace – August 2015



Dissolved Oxygen Concentrations Measured in the Tailrace – September 2015



Deep Creek Hydroelectric Project - 2015 Dissolved Oxygen Data

Date Time	DO conc, mg/L	Temp, °C
5/31/2015 23:37	9.76	9.8
6/1/2015 0:07	9.78	9.78
6/1/2015 0:37	9.77	9.78
6/1/2015 1:07	9.78	9.8
6/1/2015 1:37	9.8	9.8
6/1/2015 2:07	9.81	9.8
6/1/2015 2:37	9.84	9.82
6/1/2015 3:07	9.86	9.86
6/1/2015 3:37	9.85	9.86
6/1/2015 4:07	9.8	9.82
6/1/2015 4:37	9.75	9.8
6/1/2015 5:07	9.74	9.8
6/1/2015 5:37	9.76	9.84
6/1/2015 6:07	9.81	9.96
6/1/2015 6:37	9.88	10.1
6/1/2015 7:07	9.94	10.16
6/1/2015 7:37	9.97	10.12
6/1/2015 8:07	9.97	10.06
6/1/2015 8:37	10.06	10.04
6/1/2015 9:07	10.09	10
6/1/2015 9:37	10.13	9.98
6/1/2015 10:07	10.09	10
6/1/2015 10:37	10.1	10.02
6/1/2015 11:07	9.9	9.52
6/1/2015 11:37	10.38	11.74
6/1/2015 12:07	10.4	11.96
6/1/2015 12:37	10.4	11.98
6/1/2015 13:07	10.4	11.96
6/1/2015 13:37	10.42	11.94
6/1/2015 14:07	10.24	11.92
6/1/2015 14:37	10.03	12.28
6/1/2015 15:07	9.98	12.68
6/1/2015 15:37	10.14	12.72
6/1/2015 16:07	10.31	12.74
6/1/2015 16:37	10.38	12.76
6/1/2015 17:07	10.36	12.68
6/1/2015 17:37	10.36	12.62
6/1/2015 18:07	10.34	12.56
6/1/2015 18:37	10.29	12.52
6/1/2015 19:07	10.26	12.5
6/1/2015 19:37	10.25	12.48
6/1/2015 20:07	10.19	12.46
6/1/2015 20:37	10.17	12.44
6/1/2015 21:07	10.14	12.42
6/1/2015 21:37	10.1	12.4
6/1/2015 22:07	10.07	12.22
6/1/2015 22:37	10.04	11.8
6/1/2015 23:07	9.97	11.36
6/1/2015 23:37	9.9	10.94
6/2/2015 0:07	9.85	10.6
6/2/2015 0:37	9.81	10.38
6/2/2015 1:07	9.77	10.22
6/2/2015 1:37	9.74	10.12

Deep Creek Hydroelectric Project - 2015 Dissolved Oxygen Data

Date Time	DO conc, mg/L	Temp, °C
6/2/2015 2:07	9.7	10.06
6/2/2015 2:37	9.7	10.02
6/2/2015 3:07	9.71	9.96
6/2/2015 3:37	9.74	9.98
6/2/2015 4:07	9.77	9.96
6/2/2015 4:37	9.75	9.92
6/2/2015 5:07	9.73	9.94
6/2/2015 5:37	9.73	9.98
6/2/2015 6:07	9.75	10
6/2/2015 6:37	9.83	10.02
6/2/2015 7:07	9.88	10.1
6/2/2015 7:37	9.97	10.16
6/2/2015 8:07	10.05	10.12
6/2/2015 8:37	10.05	10.06
6/2/2015 9:07	10.13	10.02
6/2/2015 9:37	10.13	10
6/2/2015 10:07	10.24	10.02
6/2/2015 10:37	10.28	10.06
6/2/2015 11:07	10.29	10.14
6/2/2015 11:37	10.26	10.12
6/2/2015 12:07	10.13	10.06
6/2/2015 12:37	10.15	10.04
6/2/2015 13:07	10.17	10
6/2/2015 13:37	10.15	10
6/2/2015 14:07	10.15	9.98
6/2/2015 14:37	10.12	9.96
6/2/2015 15:07	10.13	9.98
6/2/2015 15:37	10.08	9.96
6/2/2015 16:07	10.04	9.98
6/2/2015 16:37	10.02	9.98
6/2/2015 17:07	9.99	10
6/2/2015 17:37	10.04	10.04
6/2/2015 18:07	10.08	10.06
6/2/2015 18:37	10.08	10.06
6/2/2015 19:07	10.08	10.06
6/2/2015 19:37	10.02	10.06
6/2/2015 20:07	9.95	10.06
6/2/2015 20:37	9.9	10.04
6/2/2015 21:07	9.82	10
6/2/2015 21:37	9.77	9.96
6/2/2015 22:07	9.74	9.94
6/2/2015 22:37	9.76	9.96
6/2/2015 23:07	9.83	9.98
6/2/2015 23:37	9.78	10
6/3/2015 0:07	9.76	10
6/3/2015 0:37	9.71	9.96
6/3/2015 1:07	9.67	9.92
6/3/2015 1:37	9.71	9.9
6/3/2015 2:07	9.73	9.9
6/3/2015 2:37	9.74	9.88
6/3/2015 3:07	9.75	9.84
6/3/2015 3:37	9.74	9.8
6/3/2015 4:07	9.66	9.8

Deep Creek Hydroelectric Project - 2015 Dissolved Oxygen Data

Date Time	DO conc, mg/L	Temp, °C
6/3/2015 4:37	9.62	9.8
6/3/2015 5:07	9.63	9.8
6/3/2015 5:37	9.67	9.82
6/3/2015 6:07	9.7	9.86
6/3/2015 6:37	9.71	9.88
6/3/2015 7:07	9.8	9.92
6/3/2015 7:37	9.92	9.98
6/3/2015 8:07	10.05	10.04
6/3/2015 8:37	10.15	10.08
6/3/2015 9:07	10.21	10.08
6/3/2015 9:37	10.21	10.1
6/3/2015 10:07	10.2	10.08
6/3/2015 10:37	10.2	10.08
6/3/2015 11:07	10.12	10.1
6/3/2015 11:37	10.17	10.12
6/3/2015 12:07	10.18	10.14
6/3/2015 12:37	10.25	10.2
6/3/2015 13:07	10.26	10.2
6/3/2015 13:37	10.17	10.2
6/3/2015 14:07	10.16	10.22
6/3/2015 14:37	10.19	10.24
6/3/2015 15:07	10.26	10.28
6/3/2015 15:37	10.26	10.38
6/3/2015 16:07	10.24	10.4
6/3/2015 16:37	10.16	10.34
6/3/2015 17:07	10.21	10.32
6/3/2015 17:37	10.2	10.34
6/3/2015 18:07	10.15	10.38
6/3/2015 18:37	10.14	10.4
6/3/2015 19:07	10.14	10.36
6/3/2015 19:37	10.1	10.34
6/3/2015 20:07	10.05	10.32
6/3/2015 20:37	9.95	10.3
6/3/2015 21:07	9.92	10.28
6/3/2015 21:37	9.9	10.28
6/3/2015 22:07	9.87	10.28
6/3/2015 22:37	9.83	10.24
6/3/2015 23:07	9.81	10.22
6/3/2015 23:37	9.8	10.2
6/4/2015 0:07	9.81	10.2
6/4/2015 0:37	9.84	10.2
6/4/2015 1:07	9.86	10.2
6/4/2015 1:37	9.87	10.22
6/4/2015 2:07	9.85	10.22
6/4/2015 2:37	9.88	10.24
6/4/2015 3:07	9.9	10.24
6/4/2015 3:37	9.91	10.24
6/4/2015 4:07	9.9	10.22
6/4/2015 4:37	9.9	10.18
6/4/2015 5:07	9.86	10.16
6/4/2015 5:37	9.83	10.12
6/4/2015 6:07	9.81	10.12
6/4/2015 6:37	9.84	10.14

Deep Creek Hydroelectric Project - 2015 Dissolved Oxygen Data

Date Time	DO conc, mg/L	Temp, °C
6/4/2015 7:07	9.91	10.18
6/4/2015 7:37	9.95	10.22
6/4/2015 8:07	10.04	10.24
6/4/2015 8:37	10.05	10.26
6/4/2015 9:07	10.18	10.26
6/4/2015 9:37	10.24	10.26
6/4/2015 10:07	10.27	10.3
6/4/2015 10:37	10.32	10.32
6/4/2015 11:07	10.32	10.34
6/4/2015 11:37	10.28	10.38
6/4/2015 12:07	10.34	10.4
6/4/2015 12:37	10.32	10.38
6/4/2015 13:07	10.36	10.4
6/4/2015 13:37	10.36	10.52
6/4/2015 14:07	10.39	10.68
6/4/2015 14:37	10.32	10.74
6/4/2015 15:07	10.36	10.66
6/4/2015 15:37	10.38	10.7
6/4/2015 16:07	10.39	10.64
6/4/2015 16:37	10.35	10.6
6/4/2015 17:07	10.36	10.52
6/4/2015 17:37	10.4	10.5
6/4/2015 18:07	10.35	10.44
6/4/2015 18:37	10.23	10.38
6/4/2015 19:07	10.13	10.34
6/4/2015 19:37	10.05	10.28
6/4/2015 20:07	10.01	10.24
6/4/2015 20:37	9.9	10.22
6/4/2015 21:07	9.82	10.22
6/4/2015 21:37	9.82	10.2
6/4/2015 22:07	9.81	10.2
6/4/2015 22:37	9.8	10.2
6/4/2015 23:07	9.82	10.18
6/4/2015 23:37	9.8	10.16
6/5/2015 0:07	9.76	10.12
6/5/2015 0:37	9.8	10.1
6/5/2015 1:07	9.75	10.1
6/5/2015 1:37	9.78	10.1
6/5/2015 2:07	9.77	10.08
6/5/2015 2:37	9.73	10.06
6/5/2015 3:07	9.69	10.06
6/5/2015 3:37	9.67	10.08
6/5/2015 4:07	9.71	10.08
6/5/2015 4:37	9.72	10.1
6/5/2015 5:07	9.74	10.14
6/5/2015 5:37	9.77	10.18
6/5/2015 6:07	9.81	10.18
6/5/2015 6:37	9.83	10.16
6/5/2015 7:07	9.91	10.16
6/5/2015 7:37	9.97	10.16
6/5/2015 8:07	10.15	10.16
6/5/2015 8:37	10.26	10.16
6/5/2015 9:07	10.32	10.16

Deep Creek Hydroelectric Project - 2015 Dissolved Oxygen Data

Date Time	DO conc, mg/L	Temp, °C
6/5/2015 9:37	10.4	10.18
6/5/2015 10:07	10.29	10.16
6/5/2015 10:37	10.35	10.14
6/5/2015 11:07	9.99	9.52
6/5/2015 11:37	10.01	13.72
6/5/2015 12:07	10.03	13.86
6/5/2015 12:37	10.03	13.78
6/5/2015 13:07	10.02	13.62
6/5/2015 13:37	10.02	13.52
6/5/2015 14:07	9.8	13.46
6/5/2015 14:37	9.43	13.64
6/5/2015 15:07	9.53	14
6/5/2015 15:37	9.75	14.14
6/5/2015 16:07	9.94	14.24
6/5/2015 16:37	9.96	14.16
6/5/2015 17:07	10.02	14.1
6/5/2015 17:37	9.98	14.02
6/5/2015 18:07	10.04	14
6/5/2015 18:37	10.04	13.96
6/5/2015 19:07	9.93	13.9
6/5/2015 19:37	9.85	13.84
6/5/2015 20:07	9.84	13.82
6/5/2015 20:37	9.75	13.8
6/5/2015 21:07	9.72	13.76
6/5/2015 21:37	9.67	13.48
6/5/2015 22:07	9.66	12.9
6/5/2015 22:37	9.64	12.32
6/5/2015 23:07	9.61	11.86
6/5/2015 23:37	9.56	11.52
6/6/2015 0:07	9.55	11.22
6/6/2015 0:37	9.55	10.94
6/6/2015 1:07	9.54	10.64
6/6/2015 1:37	9.52	10.42
6/6/2015 2:07	9.51	10.28
6/6/2015 2:37	9.5	10.2
6/6/2015 3:07	9.5	10.12
6/6/2015 3:37	9.52	10.08
6/6/2015 4:07	9.54	10.06
6/6/2015 4:37	9.55	10.06
6/6/2015 5:07	9.6	10.04
6/6/2015 5:37	9.58	10.02
6/6/2015 6:07	9.55	10
6/6/2015 6:37	9.6	10
6/6/2015 7:07	9.69	10.02
6/6/2015 7:37	9.78	10
6/6/2015 8:07	9.83	10
6/6/2015 8:37	9.92	10.04
6/6/2015 9:07	10.1	10.08
6/6/2015 9:37	10.2	10.14
6/6/2015 10:07	10.21	10.2
6/6/2015 10:37	10.34	10.26
6/6/2015 11:07	10.41	10.34
6/6/2015 11:37	10.37	10.36

Deep Creek Hydroelectric Project - 2015 Dissolved Oxygen Data

Date Time	DO conc, mg/L	Temp, °C
6/6/2015 12:07	10.3	10.32
6/6/2015 12:37	10.1	10.2
6/6/2015 13:07	10.37	10.24
6/6/2015 13:37	10.54	10.32
6/6/2015 14:07	10.54	10.64
6/6/2015 14:37	10.4	10.78
6/6/2015 15:07	10.52	10.82
6/6/2015 15:37	10.6	10.88
6/6/2015 16:07	10.41	10.84
6/6/2015 16:37	10.24	10.64
6/6/2015 17:07	10.18	10.48
6/6/2015 17:37	10.1	10.38
6/6/2015 18:07	9.97	10.3
6/6/2015 18:37	10.01	10.22
6/6/2015 19:07	9.92	10.14
6/6/2015 19:37	9.83	10.1
6/6/2015 20:07	9.78	10.12
6/6/2015 20:37	9.72	10.12
6/6/2015 21:07	9.62	10.12
6/6/2015 21:37	9.58	10.1
6/6/2015 22:07	9.59	10.08
6/6/2015 22:37	9.59	10.06
6/6/2015 23:07	9.55	10.02
6/6/2015 23:37	9.54	10.04
6/7/2015 0:07	9.55	10.06
6/7/2015 0:37	9.56	10.08
6/7/2015 1:07	9.55	10.12
6/7/2015 1:37	9.6	10.18
6/7/2015 2:07	9.63	10.2
6/7/2015 2:37	9.63	10.2
6/7/2015 3:07	9.63	10.2
6/7/2015 3:37	9.61	10.22
6/7/2015 4:07	9.62	10.26
6/7/2015 4:37	9.62	10.24
6/7/2015 5:07	9.59	10.22
6/7/2015 5:37	9.59	10.2
6/7/2015 6:07	9.62	10.2
6/7/2015 6:37	9.66	10.2
6/7/2015 7:07	9.82	10.22
6/7/2015 7:37	9.88	10.26
6/7/2015 8:07	9.96	10.3
6/7/2015 8:37	10.1	10.34
6/7/2015 9:07	10.03	10.34
6/7/2015 9:37	10.13	10.34
6/7/2015 10:07	10.18	10.34
6/7/2015 10:37	10.15	10.36
6/7/2015 11:07	10.1	10.38
6/7/2015 11:37	10.32	10.42
6/7/2015 12:07	10.37	10.36
6/7/2015 12:37	10.27	10.38
6/7/2015 13:07	10.32	10.48
6/7/2015 13:37	10.2	10.5
6/7/2015 14:07	10.3	10.46

Deep Creek Hydroelectric Project - 2015 Dissolved Oxygen Data

Date Time	DO conc, mg/L	Temp, °C
6/7/2015 14:37	10.23	10.36
6/7/2015 15:07	10.36	10.36
6/7/2015 15:37	10.57	10.58
6/7/2015 16:07	10.56	10.58
6/7/2015 16:37	10.3	10.46
6/7/2015 17:07	10.16	10.38
6/7/2015 17:37	10.2	10.34
6/7/2015 18:07	10.18	10.34
6/7/2015 18:37	10.16	10.32
6/7/2015 19:07	10.04	10.28
6/7/2015 19:37	9.85	10.22
6/7/2015 20:07	9.84	10.22
6/7/2015 20:37	9.73	10.24
6/7/2015 21:07	9.61	10.26
6/7/2015 21:37	9.61	10.28
6/7/2015 22:07	9.6	10.3
6/7/2015 22:37	9.62	10.36
6/7/2015 23:07	9.6	10.42
6/7/2015 23:37	9.59	10.44
6/8/2015 0:07	9.55	10.44
6/8/2015 0:37	9.6	10.38
6/8/2015 1:07	9.54	10.3
6/8/2015 1:37	9.53	10.3
6/8/2015 2:07	9.58	10.34
6/8/2015 2:37	9.59	10.38
6/8/2015 3:07	9.6	10.42
6/8/2015 3:37	9.58	10.44
6/8/2015 4:07	9.53	10.4
6/8/2015 4:37	9.53	10.38
6/8/2015 5:07	9.54	10.36
6/8/2015 5:37	9.58	10.34
6/8/2015 6:07	9.63	10.34
6/8/2015 6:37	9.71	10.36
6/8/2015 7:07	9.77	10.36
6/8/2015 7:37	9.82	10.32
6/8/2015 8:07	9.78	10.22
6/8/2015 8:37	9.88	10.16
6/8/2015 9:07	9.87	10.2
6/8/2015 9:37	9.97	10.24
6/8/2015 10:07	9.91	10.32
6/8/2015 10:37	10.16	10.44
6/8/2015 11:07	9.67	10.18
6/8/2015 11:37	9.98	12.34
6/8/2015 12:07	10.03	12.74
6/8/2015 12:37	10.03	12.72
6/8/2015 13:07	10.01	12.66
6/8/2015 13:37	10.04	12.52
6/8/2015 14:07	9.71	12.48
6/8/2015 14:37	9.44	12.96
6/8/2015 15:07	9.53	13.16
6/8/2015 15:37	9.61	13.16
6/8/2015 16:07	9.71	13.14
6/8/2015 16:37	9.82	13.12

Deep Creek Hydroelectric Project - 2015 Dissolved Oxygen Data

Date Time	DO conc, mg/L	Temp, °C
6/8/2015 17:07	9.88	13.1
6/8/2015 17:37	9.99	13.1
6/8/2015 18:07	9.97	13.04
6/8/2015 18:37	9.97	13.02
6/8/2015 19:07	9.97	12.98
6/8/2015 19:37	9.93	12.94
6/8/2015 20:07	9.86	12.92
6/8/2015 20:37	9.75	12.88
6/8/2015 21:07	9.69	12.86
6/8/2015 21:37	9.64	12.82
6/8/2015 22:07	9.61	12.58
6/8/2015 22:37	9.59	12.16
6/8/2015 23:07	9.54	11.7
6/8/2015 23:37	9.48	11.3
6/9/2015 0:07	9.44	10.96
6/9/2015 0:37	9.36	10.68
6/9/2015 1:07	9.27	10.46
6/9/2015 1:37	9.25	10.38
6/9/2015 2:07	9.27	10.34
6/9/2015 2:37	9.28	10.26
6/9/2015 3:07	9.3	10.22
6/9/2015 3:37	9.48	10.3
6/9/2015 4:07	9.55	10.38
6/9/2015 4:37	9.52	10.36
6/9/2015 5:07	9.42	10.26
6/9/2015 5:37	9.31	10.22
6/9/2015 6:07	9.29	10.24
6/9/2015 6:37	9.37	10.28
6/9/2015 7:07	9.48	10.3
6/9/2015 7:37	9.55	10.34
6/9/2015 8:07	9.67	10.38
6/9/2015 8:37	9.74	10.38
6/9/2015 9:07	9.77	10.38
6/9/2015 9:37	9.85	10.42
6/9/2015 10:07	9.94	10.46
6/9/2015 10:37	9.95	10.5
6/9/2015 11:07	9.94	10.5
6/9/2015 11:37	9.88	10.5
6/9/2015 12:07	9.78	10.5
6/9/2015 12:37	9.76	10.6
6/9/2015 13:07	9.72	10.6
6/9/2015 13:37	9.77	10.6
6/9/2015 14:07	9.86	10.62
6/9/2015 14:37	9.93	10.66
6/9/2015 15:07	9.94	10.68
6/9/2015 15:37	9.84	10.6
6/9/2015 16:07	9.63	10.44
6/9/2015 16:37	9.6	10.36
6/9/2015 17:07	9.61	10.3
6/9/2015 17:37	9.65	10.28
6/9/2015 18:07	9.69	10.3
6/9/2015 18:37	9.71	10.34
6/9/2015 19:07	9.71	10.38

Deep Creek Hydroelectric Project - 2015 Dissolved Oxygen Data

Date Time	DO conc, mg/L	Temp, °C
6/9/2015 19:37	9.7	10.4
6/9/2015 20:07	9.64	10.46
6/9/2015 20:37	9.59	10.5
6/9/2015 21:07	9.54	10.48
6/9/2015 21:37	9.52	10.48
6/9/2015 22:07	9.52	10.48
6/9/2015 22:37	9.5	10.42
6/9/2015 23:07	9.42	10.32
6/9/2015 23:37	9.29	10.2
6/10/2015 0:07	9.16	10.06
6/10/2015 0:37	9.15	10
6/10/2015 1:07	9.23	10.08
6/10/2015 1:37	9.34	10.16
6/10/2015 2:07	9.38	10.16
6/10/2015 2:37	9.34	10.18
6/10/2015 3:07	9.3	10.2
6/10/2015 3:37	9.29	10.18
6/10/2015 4:07	9.26	10.18
6/10/2015 4:37	9.32	10.2
6/10/2015 5:07	9.38	10.2
6/10/2015 5:37	9.4	10.22
6/10/2015 6:07	9.42	10.26
6/10/2015 6:37	9.49	10.3
6/10/2015 7:07	9.59	10.34
6/10/2015 7:37	9.62	10.32
6/10/2015 8:07	9.63	10.3
6/10/2015 8:37	9.63	10.26
6/10/2015 9:07	9.65	10.24
6/10/2015 9:37	9.67	10.24
6/10/2015 10:07	9.69	10.28
6/10/2015 10:37	9.67	10.34
6/10/2015 11:07	9.67	10.38
6/10/2015 11:37	9.66	10.42
6/10/2015 12:07	9.71	10.5
6/10/2015 12:37	9.78	10.6
6/10/2015 13:07	9.85	10.78
6/10/2015 13:37	9.87	10.9
6/10/2015 14:07	9.86	11.04
6/10/2015 14:37	9.87	11.16
6/10/2015 15:07	9.64	10.16
6/10/2015 15:37	9.87	12.64
6/10/2015 16:07	9.52	12.84
6/10/2015 16:37	9.15	13.26
6/10/2015 17:07	9.31	13.48
6/10/2015 17:37	9.48	13.48
6/10/2015 18:07	9.52	13.34
6/10/2015 18:37	9.58	13.3
6/10/2015 19:07	9.62	13.3
6/10/2015 19:37	9.59	13.3
6/10/2015 20:07	9.58	13.28
6/10/2015 20:37	9.52	13.24
6/10/2015 21:07	9.49	13.2
6/10/2015 21:37	9.44	13.18

Deep Creek Hydroelectric Project - 2015 Dissolved Oxygen Data

Date Time	DO conc, mg/L	Temp, °C
6/10/2015 22:07	9.43	13.16
6/10/2015 22:37	9.42	13.14
6/10/2015 23:07	9.42	13.12
6/10/2015 23:37	9.41	13.06
6/11/2015 0:07	9.38	12.76
6/11/2015 0:37	9.38	12.3
6/11/2015 1:07	9.36	11.86
6/11/2015 1:37	9.33	11.46
6/11/2015 2:07	9.31	11.14
6/11/2015 2:37	9.29	10.84
6/11/2015 3:07	9.27	10.64
6/11/2015 3:37	9.2	10.5
6/11/2015 4:07	9.1	10.4
6/11/2015 4:37	9.06	10.32
6/11/2015 5:07	9.1	10.3
6/11/2015 5:37	9.22	10.36
6/11/2015 6:07	9.3	10.44
6/11/2015 6:37	9.41	10.52
6/11/2015 7:07	9.5	10.52
6/11/2015 7:37	9.55	10.5
6/11/2015 8:07	9.54	10.44
6/11/2015 8:37	9.45	10.38
6/11/2015 9:07	9.5	10.36
6/11/2015 9:37	9.54	10.36
6/11/2015 10:07	9.65	10.4
6/11/2015 10:37	9.76	10.46
6/11/2015 11:07	9.82	10.58
6/11/2015 11:37	9.86	10.66
6/11/2015 12:07	9.84	10.74
6/11/2015 12:37	9.43	10.04
6/11/2015 13:07	9.82	12.84
6/11/2015 13:37	9.8	13
6/11/2015 14:07	9.84	13.02
6/11/2015 14:37	9.7	12.84
6/11/2015 15:07	9.32	13.32
6/11/2015 15:37	9.39	13.88
6/11/2015 16:07	9.53	13.94
6/11/2015 16:37	9.6	13.76
6/11/2015 17:07	9.7	13.64
6/11/2015 17:37	9.7	13.54
6/11/2015 18:07	9.71	13.46
6/11/2015 18:37	9.69	13.42
6/11/2015 19:07	9.66	13.36
6/11/2015 19:37	9.63	13.32
6/11/2015 20:07	9.6	13.3
6/11/2015 20:37	9.52	13.26
6/11/2015 21:07	9.45	13.24
6/11/2015 21:37	9.41	13.2
6/11/2015 22:07	9.4	13.18
6/11/2015 22:37	9.38	12.94
6/11/2015 23:07	9.37	12.46
6/11/2015 23:37	9.3	11.96
6/12/2015 0:07	9.23	11.56

Deep Creek Hydroelectric Project - 2015 Dissolved Oxygen Data

Date Time	DO conc, mg/L	Temp, °C
6/12/2015 0:37	9.18	11.18
6/12/2015 1:07	9.12	10.86
6/12/2015 1:37	9.09	10.62
6/12/2015 2:07	9.07	10.54
6/12/2015 2:37	9.12	10.5
6/12/2015 3:07	9.17	10.5
6/12/2015 3:37	9.22	10.5
6/12/2015 4:07	9.26	10.52
6/12/2015 4:37	9.26	10.54
6/12/2015 5:07	9.29	10.6
6/12/2015 5:37	9.3	10.68
6/12/2015 6:07	9.34	10.76
6/12/2015 6:37	9.41	10.8
6/12/2015 7:07	9.49	10.82
6/12/2015 7:37	9.55	10.8
6/12/2015 8:07	9.59	10.78
6/12/2015 8:37	9.62	10.7
6/12/2015 9:07	9.61	10.62
6/12/2015 9:37	9.55	10.6
6/12/2015 10:07	9.54	10.6
6/12/2015 10:37	9.59	10.66
6/12/2015 11:07	9.56	10.1
6/12/2015 11:37	9.85	12.78
6/12/2015 12:07	9.84	13.08
6/12/2015 12:37	9.85	13.24
6/12/2015 13:07	9.8	13.22
6/12/2015 13:37	9.81	13.06
6/12/2015 14:07	9.49	13.1
6/12/2015 14:37	9.34	13.7
6/12/2015 15:07	9.45	14.1
6/12/2015 15:37	9.69	14.16
6/12/2015 16:07	9.71	14.1
6/12/2015 16:37	9.77	14
6/12/2015 17:07	9.81	13.94
6/12/2015 17:37	9.8	13.84
6/12/2015 18:07	9.75	13.8
6/12/2015 18:37	9.69	13.74
6/12/2015 19:07	9.65	13.7
6/12/2015 19:37	9.59	13.64
6/12/2015 20:07	9.51	13.6
6/12/2015 20:37	9.47	13.56
6/12/2015 21:07	9.41	13.56
6/12/2015 21:37	9.32	13.48
6/12/2015 22:07	9.29	13.12
6/12/2015 22:37	9.26	12.54
6/12/2015 23:07	9.22	12.06
6/12/2015 23:37	9.15	11.66
6/13/2015 0:07	9.09	11.32
6/13/2015 0:37	9.04	11
6/13/2015 1:07	9	10.78
6/13/2015 1:37	8.96	10.6
6/13/2015 2:07	8.98	10.52
6/13/2015 2:37	9.04	10.48

Deep Creek Hydroelectric Project - 2015 Dissolved Oxygen Data

Date Time	DO conc, mg/L	Temp, °C
6/13/2015 3:07	9.09	10.46
6/13/2015 3:37	9.12	10.52
6/13/2015 4:07	9.12	10.54
6/13/2015 4:37	9.14	10.62
6/13/2015 5:07	9.17	10.68
6/13/2015 5:37	9.19	10.74
6/13/2015 6:07	9.19	10.72
6/13/2015 6:37	9.23	10.64
6/13/2015 7:07	9.31	10.6
6/13/2015 7:37	9.36	10.5
6/13/2015 8:07	9.33	10.4
6/13/2015 8:37	9.42	10.38
6/13/2015 9:07	9.5	10.44
6/13/2015 9:37	9.58	10.52
6/13/2015 10:07	9.67	10.58
6/13/2015 10:37	9.66	10.62
6/13/2015 11:07	9.52	10.6
6/13/2015 11:37	9.43	10.56
6/13/2015 12:07	9.52	10.58
6/13/2015 12:37	9.49	10.6
6/13/2015 13:07	9.56	10.62
6/13/2015 13:37	9.74	10.74
6/13/2015 14:07	9.74	10.94
6/13/2015 14:37	9.64	11.04
6/13/2015 15:07	9.56	10.98
6/13/2015 15:37	9.58	11
6/13/2015 16:07	9.61	11.02
6/13/2015 16:37	9.64	10.94
6/13/2015 17:07	9.71	10.9
6/13/2015 17:37	9.67	10.84
6/13/2015 18:07	9.64	10.78
6/13/2015 18:37	9.53	10.7
6/13/2015 19:07	9.39	10.62
6/13/2015 19:37	9.29	10.62
6/13/2015 20:07	9.25	10.58
6/13/2015 20:37	9.18	10.52
6/13/2015 21:07	9.1	10.5
6/13/2015 21:37	9.07	10.48
6/13/2015 22:07	9.03	10.46
6/13/2015 22:37	8.99	10.44
6/13/2015 23:07	8.97	10.4
6/13/2015 23:37	8.98	10.38
6/14/2015 0:07	9.01	10.38
6/14/2015 0:37	9.07	10.42
6/14/2015 1:07	9.12	10.5
6/14/2015 1:37	9.15	10.54
6/14/2015 2:07	9.15	10.56
6/14/2015 2:37	9.11	10.54
6/14/2015 3:07	9.05	10.5
6/14/2015 3:37	8.98	10.48
6/14/2015 4:07	8.99	10.46
6/14/2015 4:37	9.01	10.46
6/14/2015 5:07	9.07	10.5

Deep Creek Hydroelectric Project - 2015 Dissolved Oxygen Data

Date Time	DO conc, mg/L	Temp, °C
6/14/2015 5:37	9.1	10.52
6/14/2015 6:07	9.12	10.52
6/14/2015 6:37	9.16	10.48
6/14/2015 7:07	9.2	10.5
6/14/2015 7:37	9.17	10.5
6/14/2015 8:07	9.14	10.48
6/14/2015 8:37	9.25	10.46
6/14/2015 9:07	9.32	10.5
6/14/2015 9:37	9.42	10.5
6/14/2015 10:07	9.54	10.54
6/14/2015 10:37	9.59	10.62
6/14/2015 11:07	9.49	10.58
6/14/2015 11:37	9.47	10.5
6/14/2015 12:07	9.49	10.48
6/14/2015 12:37	9.59	10.64
6/14/2015 13:07	9.6	10.82
6/14/2015 13:37	9.42	10.82
6/14/2015 14:07	9.48	10.86
6/14/2015 14:37	9.53	10.94
6/14/2015 15:07	9.67	10.94
6/14/2015 15:37	9.78	11.14
6/14/2015 16:07	9.7	11.16
6/14/2015 16:37	9.67	11
6/14/2015 17:07	9.63	10.9
6/14/2015 17:37	9.7	10.88
6/14/2015 18:07	9.63	10.86
6/14/2015 18:37	9.49	10.78
6/14/2015 19:07	9.48	10.76
6/14/2015 19:37	9.44	10.76
6/14/2015 20:07	9.49	10.78
6/14/2015 20:37	9.37	10.78
6/14/2015 21:07	9.23	10.76
6/14/2015 21:37	9.14	10.74
6/14/2015 22:07	9.05	10.68
6/14/2015 22:37	9.03	10.64
6/14/2015 23:07	9.08	10.64
6/14/2015 23:37	9.14	10.6
6/15/2015 0:07	9.14	10.56
6/15/2015 0:37	9.08	10.5
6/15/2015 1:07	9	10.42
6/15/2015 1:37	8.94	10.42
6/15/2015 2:07	8.93	10.46
6/15/2015 2:37	8.97	10.46
6/15/2015 3:07	8.98	10.46
6/15/2015 3:37	9	10.5
6/15/2015 4:07	9.07	10.56
6/15/2015 4:37	9.06	10.68
6/15/2015 5:07	9.04	10.72
6/15/2015 5:37	9.07	10.74
6/15/2015 6:07	9.07	10.8
6/15/2015 6:37	9	10.74
6/15/2015 7:07	9.06	10.72
6/15/2015 7:37	9.16	10.76

Deep Creek Hydroelectric Project - 2015 Dissolved Oxygen Data

Date Time	DO conc, mg/L	Temp, °C
6/15/2015 8:07	9.29	10.74
6/15/2015 8:37	9.39	10.7
6/15/2015 9:07	9.49	10.66
6/15/2015 9:37	9.38	10.68
6/15/2015 10:07	9.41	10.7
6/15/2015 10:37	9.38	10.72
6/15/2015 11:07	9.44	10.24
6/15/2015 11:37	9.61	12.84
6/15/2015 12:07	9.61	12.9
6/15/2015 12:37	9.64	12.88
6/15/2015 13:07	9.64	12.98
6/15/2015 13:37	9.65	13.02
6/15/2015 14:07	9.25	13.08
6/15/2015 14:37	9.06	13.26
6/15/2015 15:07	8.96	13.72
6/15/2015 15:37	9.29	13.82
6/15/2015 16:07	9.56	13.84
6/15/2015 16:37	9.64	13.86
6/15/2015 17:07	9.64	13.82
6/15/2015 17:37	9.63	13.8
6/15/2015 18:07	9.56	13.78
6/15/2015 18:37	9.71	13.74
6/15/2015 19:07	9.48	13.7
6/15/2015 19:37	9.39	13.66
6/15/2015 20:07	9.32	13.64
6/15/2015 20:37	9.23	13.62
6/15/2015 21:07	9.18	13.6
6/15/2015 21:37	9.11	13.58
6/15/2015 22:07	9.03	13.3
6/15/2015 22:37	9.04	12.82
6/15/2015 23:07	8.99	12.34
6/15/2015 23:37	8.93	11.92
6/16/2015 0:07	8.87	11.58
6/16/2015 0:37	8.75	11.32
6/16/2015 1:07	8.68	11.1
6/16/2015 1:37	8.67	10.96
6/16/2015 2:07	8.7	10.88
6/16/2015 2:37	8.75	10.88
6/16/2015 3:07	8.71	10.84
6/16/2015 3:37	8.6	10.7
6/16/2015 4:07	8.53	10.6
6/16/2015 4:37	8.53	10.54
6/16/2015 5:07	8.54	10.52
6/16/2015 5:37	8.52	10.5
6/16/2015 6:07	8.52	10.54
6/16/2015 6:37	8.63	10.5
6/16/2015 7:07	8.7	10.52
6/16/2015 7:37	8.73	10.52
6/16/2015 8:07	8.73	10.48
6/16/2015 8:37	8.77	10.48
6/16/2015 9:07	8.86	10.48
6/16/2015 9:37	8.9	10.5
6/16/2015 10:07	8.9	10.52

Deep Creek Hydroelectric Project - 2015 Dissolved Oxygen Data

Date Time	DO conc, mg/L	Temp, °C
6/16/2015 10:37	9.03	10.58
6/16/2015 11:07	9.2	10.66
6/16/2015 11:37	9.47	10.74
6/16/2015 12:07	9.32	10.8
6/16/2015 12:37	9.26	10.74
6/16/2015 13:07	9.45	10.78
6/16/2015 13:37	9.33	10.86
6/16/2015 14:07	9.51	11.06
6/16/2015 14:37	9.45	11.04
6/16/2015 15:07	9.74	12.38
6/16/2015 15:37	9.54	12.9
6/16/2015 16:07	9.51	13.12
6/16/2015 16:37	9.51	13.24
6/16/2015 17:07	9.17	13.12
6/16/2015 17:37	8.97	13.32
6/16/2015 18:07	8.97	13.72
6/16/2015 18:37	9.23	13.84
6/16/2015 19:07	9.23	13.8
6/16/2015 19:37	9.26	13.76
6/16/2015 20:07	9.28	13.76
6/16/2015 20:37	9.23	13.74
6/16/2015 21:07	9.11	13.72
6/16/2015 21:37	9.08	13.7
6/16/2015 22:07	9.06	13.68
6/16/2015 22:37	9.06	13.66
6/16/2015 23:07	9.07	13.66
6/16/2015 23:37	9.05	13.64
6/17/2015 0:07	9.06	13.64
6/17/2015 0:37	9.05	13.6
6/17/2015 1:07	9.01	13.32
6/17/2015 1:37	8.98	12.88
6/17/2015 2:07	8.96	12.48
6/17/2015 2:37	8.94	12.12
6/17/2015 3:07	8.9	11.8
6/17/2015 3:37	8.88	11.5
6/17/2015 4:07	8.86	11.24
6/17/2015 4:37	8.83	11.02
6/17/2015 5:07	8.77	10.84
6/17/2015 5:37	8.76	10.72
6/17/2015 6:07	8.73	10.64
6/17/2015 6:37	8.73	10.6
6/17/2015 7:07	8.81	10.62
6/17/2015 7:37	8.98	10.7
6/17/2015 8:07	9.12	10.8
6/17/2015 8:37	9.26	10.86
6/17/2015 9:07	9.38	10.86
6/17/2015 9:37	9.29	10.86
6/17/2015 10:07	9.28	10.86
6/17/2015 10:37	9.26	10.88
6/17/2015 11:07	9.37	10.9
6/17/2015 11:37	9.31	10.82
6/17/2015 12:07	9.27	10.76
6/17/2015 12:37	9.04	10.68

Deep Creek Hydroelectric Project - 2015 Dissolved Oxygen Data

Date Time	DO conc, mg/L	Temp, °C
6/17/2015 13:07	9.08	10.64
6/17/2015 13:37	9.15	10.68
6/17/2015 14:07	9.21	10.68
6/17/2015 14:37	9.27	10.72
6/17/2015 15:07	9.43	10.78
6/17/2015 15:37	9.44	10.86
6/17/2015 16:07	9.28	10.8
6/17/2015 16:37	9.34	10.82
6/17/2015 17:07	9.31	10.84
6/17/2015 17:37	9.3	10.82
6/17/2015 18:07	9.15	10.76
6/17/2015 18:37	8.95	10.7
6/17/2015 19:07	8.87	10.66
6/17/2015 19:37	8.88	10.68
6/17/2015 20:07	8.93	10.7
6/17/2015 20:37	8.89	10.76
6/17/2015 21:07	8.86	10.78
6/17/2015 21:37	8.82	10.74
6/17/2015 22:07	8.75	10.72
6/17/2015 22:37	8.72	10.7
6/17/2015 23:07	8.71	10.7
6/17/2015 23:37	8.71	10.74
6/18/2015 0:07	8.73	10.76
6/18/2015 0:37	8.74	10.74
6/18/2015 1:07	8.72	10.72
6/18/2015 1:37	8.66	10.7
6/18/2015 2:07	8.57	10.72
6/18/2015 2:37	8.56	10.7
6/18/2015 3:07	8.57	10.7
6/18/2015 3:37	8.62	10.68
6/18/2015 4:07	8.62	10.7
6/18/2015 4:37	8.62	10.7
6/18/2015 5:07	8.61	10.66
6/18/2015 5:37	8.61	10.62
6/18/2015 6:07	8.6	10.6
6/18/2015 6:37	8.57	10.6
6/18/2015 7:07	8.65	10.62
6/18/2015 7:37	8.74	10.66
6/18/2015 8:07	8.88	10.76
6/18/2015 8:37	9	10.78
6/18/2015 9:07	9.09	10.76
6/18/2015 9:37	9.09	10.78
6/18/2015 10:07	9.07	10.8
6/18/2015 10:37	9.03	10.82
6/18/2015 11:07	9.08	10.88
6/18/2015 11:37	9.05	10.88
6/18/2015 12:07	9.09	10.88
6/18/2015 12:37	9.15	10.96
6/18/2015 13:07	9.28	11.06
6/18/2015 13:37	9	10.3
6/18/2015 14:07	9.43	12.96
6/18/2015 14:37	9.38	12.98
6/18/2015 15:07	9.41	12.92

Deep Creek Hydroelectric Project - 2015 Dissolved Oxygen Data

Date Time	DO conc, mg/L	Temp, °C
6/18/2015 15:37	9.42	12.92
6/18/2015 16:07	9.12	13
6/18/2015 16:37	8.97	13.18
6/18/2015 17:07	8.81	13.58
6/18/2015 17:37	8.99	13.72
6/18/2015 18:07	9.07	13.74
6/18/2015 18:37	9.09	13.72
6/18/2015 19:07	9.15	13.7
6/18/2015 19:37	9.07	13.68
6/18/2015 20:07	8.97	13.64
6/18/2015 20:37	8.97	13.6
6/18/2015 21:07	8.88	13.58
6/18/2015 21:37	8.89	13.54
6/18/2015 22:07	8.89	13.52
6/18/2015 22:37	9.04	13.56
6/18/2015 23:07	8.96	13.62
6/18/2015 23:37	8.87	13.5
6/19/2015 0:07	8.77	13.2
6/19/2015 0:37	8.74	12.78
6/19/2015 1:07	8.7	12.3
6/19/2015 1:37	8.63	11.94
6/19/2015 2:07	8.57	11.6
6/19/2015 2:37	8.52	11.32
6/19/2015 3:07	8.55	11.08
6/19/2015 3:37	8.55	10.92
6/19/2015 4:07	8.48	10.82
6/19/2015 4:37	8.44	10.76
6/19/2015 5:07	8.46	10.72
6/19/2015 5:37	8.54	10.74
6/19/2015 6:07	8.54	10.78
6/19/2015 6:37	8.55	10.8
6/19/2015 7:07	8.56	10.8
6/19/2015 7:37	8.62	10.8
6/19/2015 8:07	8.72	10.74
6/19/2015 8:37	8.65	10.7
6/19/2015 9:07	8.53	10.66
6/19/2015 9:37	8.6	10.56
6/19/2015 10:07	8.63	10.54
6/19/2015 10:37	8.66	10.56
6/19/2015 11:07	8.3	10.4
6/19/2015 11:37	8.23	11.18
6/19/2015 12:07	8.37	11.6
6/19/2015 12:37	8.42	11.62
6/19/2015 13:07	8.41	11.62
6/19/2015 13:37	8.45	11.66
6/19/2015 14:07	8.4	11.72
6/19/2015 14:37	8.5	11.92
6/19/2015 15:07	8.52	12.48
6/19/2015 15:37	8.84	12.64
6/19/2015 16:07	8.86	12.58
6/19/2015 16:37	8.92	12.56
6/19/2015 17:07	8.9	12.54
6/19/2015 17:37	8.93	12.48

Deep Creek Hydroelectric Project - 2015 Dissolved Oxygen Data

Date Time	DO conc, mg/L	Temp, °C
6/19/2015 18:07	9.01	12.42
6/19/2015 18:37	9.1	12.38
6/19/2015 19:07	9.03	12.34
6/19/2015 19:37	8.96	12.32
6/19/2015 20:07	8.9	12.3
6/19/2015 20:37	8.88	12.28
6/19/2015 21:07	8.84	12.28
6/19/2015 21:37	8.81	12.26
6/19/2015 22:07	8.77	12.24
6/19/2015 22:37	8.46	10.08
6/19/2015 23:07	8.62	11.78
6/19/2015 23:37	8.61	11.9
6/20/2015 0:07	8.6	11.84
6/20/2015 0:37	8.63	11.86
6/20/2015 1:07	8.62	11.86
6/20/2015 1:37	8.62	11.84
6/20/2015 2:07	8.63	11.82
6/20/2015 2:37	8.62	11.82
6/20/2015 3:07	8.61	11.8
6/20/2015 3:37	8.6	11.84
6/20/2015 4:07	8.6	11.82
6/20/2015 4:37	8.55	11.78
6/20/2015 5:07	8.54	11.72
6/20/2015 5:37	8.54	11.68
6/20/2015 6:07	8.53	11.66
6/20/2015 6:37	8.53	11.7
6/20/2015 7:07	8.55	11.76
6/20/2015 7:37	8.55	11.8
6/20/2015 8:07	8.55	11.84
6/20/2015 8:37	8.55	11.84
6/20/2015 9:07	8.53	11.86
6/20/2015 9:37	8.57	11.96
6/20/2015 10:07	8.53	11.96
6/20/2015 10:37	8.52	11.96
6/20/2015 11:07	8.51	12.02
6/20/2015 11:37	8.52	12.1
6/20/2015 12:07	8.52	12.12
6/20/2015 12:37	8.51	12.24
6/20/2015 13:07	8.46	12.26
6/20/2015 13:37	8.48	12.22
6/20/2015 14:07	8.49	12.22
6/20/2015 14:37	8.51	12.32
6/20/2015 15:07	9.06	12.32
6/20/2015 15:37	9.17	13.94
6/20/2015 16:07	9.21	14.28
6/20/2015 16:37	9.19	14.24
6/20/2015 17:07	9.12	14.14
6/20/2015 17:37	9.14	13.88
6/20/2015 18:07	9.11	14.02
6/20/2015 18:37	9.12	14.18
6/20/2015 19:07	9.16	14.44
6/20/2015 19:37	9.14	14.68
6/20/2015 20:07	9.1	14.62

Deep Creek Hydroelectric Project - 2015 Dissolved Oxygen Data

Date Time	DO conc, mg/L	Temp, °C
6/20/2015 20:37	9	14.48
6/20/2015 21:07	8.96	14.2
6/20/2015 21:37	8.95	13.98
6/20/2015 22:07	8.92	14
6/20/2015 22:37	8.88	14.04
6/20/2015 23:07	8.9	14.1
6/20/2015 23:37	8.88	14.22
6/21/2015 0:07	8.46	14.24
6/21/2015 0:37	7.96	12.9
6/21/2015 1:07	8.07	12.26
6/21/2015 1:37	8.08	12.16
6/21/2015 2:07	8.05	12.18
6/21/2015 2:37	8.05	12.32
6/21/2015 3:07	8.05	12.4
6/21/2015 3:37	8.06	12.46
6/21/2015 4:07	8.07	12.56
6/21/2015 4:37	8.06	12.54
6/21/2015 5:07	8.06	12.5
6/21/2015 5:37	8.06	12.52
6/21/2015 6:07	8.06	12.6
6/21/2015 6:37	8.07	12.66
6/21/2015 7:07	8.01	12.62
6/21/2015 7:37	8.81	13.98
6/21/2015 8:07	8.74	14.22
6/21/2015 8:37	8.7	14.06
6/21/2015 9:07	8.68	13.94
6/21/2015 9:37	8.65	13.8
6/21/2015 10:07	8.64	13.74
6/21/2015 10:37	8.63	13.62
6/21/2015 11:07	8.61	13.48
6/21/2015 11:37	8.59	13.4
6/21/2015 12:07	8.59	13.32
6/21/2015 12:37	8.57	13.28
6/21/2015 13:07	8.55	13.34
6/21/2015 13:37	8.53	13.26
6/21/2015 14:07	8.53	13.22
6/21/2015 14:37	8.52	13.16
6/21/2015 15:07	8.49	13.04
6/21/2015 15:37	8.46	13.06
6/21/2015 16:07	8.44	13.02
6/21/2015 16:37	8.45	13.02
6/21/2015 17:07	8.45	13.04
6/21/2015 17:37	8.42	13.06
6/21/2015 18:07	8.42	13.02
6/21/2015 18:37	8.39	12.9
6/21/2015 19:07	8.41	12.96
6/21/2015 19:37	8.39	12.94
6/21/2015 20:07	8.38	12.9
6/21/2015 20:37	8.34	12.94
6/21/2015 21:07	8.39	12.96
6/21/2015 21:37	8.37	13.06
6/21/2015 22:07	8.33	12.98
6/21/2015 22:37	8.39	13.08

Deep Creek Hydroelectric Project - 2015 Dissolved Oxygen Data

Date Time	DO conc, mg/L	Temp, °C
6/21/2015 23:07	8.39	13.14
6/21/2015 23:37	8.38	13.16
6/22/2015 0:07	8.44	13.14
6/22/2015 0:37	8.45	13.18
6/22/2015 1:07	8.42	13.18
6/22/2015 1:37	8.48	13.22
6/22/2015 2:07	8.44	13.34
6/22/2015 2:37	8.45	13.4
6/22/2015 3:07	8.44	13.46
6/22/2015 3:37	8.45	13.56
6/22/2015 4:07	8.46	13.66
6/22/2015 4:37	8.45	13.74
6/22/2015 5:07	8.48	13.74
6/22/2015 5:37	8.46	13.74
6/22/2015 6:07	8.46	13.74
6/22/2015 6:37	8.48	13.76
6/22/2015 7:07	8.49	13.82
6/22/2015 7:37	8.44	13.88
6/22/2015 8:07	8.45	13.94
6/22/2015 8:37	8.43	14
6/22/2015 9:07	8.48	14
6/22/2015 9:37	8.48	14
6/22/2015 10:07	8.5	14
6/22/2015 10:37	8.5	14
6/22/2015 11:07	8.2	13.98
6/22/2015 11:37	7.89	14.06
6/22/2015 12:07	7.69	14.5
6/22/2015 12:37	7.75	14.9
6/22/2015 13:07	7.84	15.14
6/22/2015 13:37	8.03	15.24
6/22/2015 14:07	8.35	14.28
6/22/2015 14:37	8.38	13.68
6/22/2015 15:07	8.42	13.84
6/22/2015 15:37	8.4	13.76
6/22/2015 16:07	8.35	13.6
6/22/2015 16:37	8.41	13.64
6/22/2015 17:07	8.42	13.66
6/22/2015 17:37	8.41	13.7
6/22/2015 18:07	8.38	13.82
6/22/2015 18:37	8.06	13.94
6/22/2015 19:07	7.77	13.88
6/22/2015 19:37	7.61	14.32
6/22/2015 20:07	7.73	14.48
6/22/2015 20:37	7.79	14.5
6/22/2015 21:07	7.79	14.5
6/22/2015 21:37	7.75	14.5
6/22/2015 22:07	7.73	14.5
6/22/2015 22:37	7.79	14.48
6/22/2015 23:07	7.75	14.48
6/22/2015 23:37	7.74	14.46
6/23/2015 0:07	7.81	14.46
6/23/2015 0:37	7.81	14.44
6/23/2015 1:07	7.81	14.42

Deep Creek Hydroelectric Project - 2015 Dissolved Oxygen Data

Date Time	DO conc, mg/L	Temp, °C
6/23/2015 1:37	7.86	14.42
6/23/2015 2:07	7.9	14.32
6/23/2015 2:37	7.84	13.92
6/23/2015 3:07	7.8	13.42
6/23/2015 3:37	7.76	13
6/23/2015 4:07	7.73	12.64
6/23/2015 4:37	7.69	12.32
6/23/2015 5:07	7.64	12.02
6/23/2015 5:37	7.58	11.78
6/23/2015 6:07	7.55	11.58
6/23/2015 6:37	7.48	11.44
6/23/2015 7:07	7.53	11.38
6/23/2015 7:37	7.63	11.34
6/23/2015 8:07	7.75	11.32
6/23/2015 8:37	7.79	11.3
6/23/2015 9:07	7.84	11.32
6/23/2015 9:37	7.8	11.36
6/23/2015 10:07	7.83	11.34
6/23/2015 10:37	7.85	11.36
6/23/2015 11:07	7.91	11.4
6/23/2015 11:37	7.91	11.5
6/23/2015 12:07	7.94	11.6
6/23/2015 12:37	7.94	11.66
6/23/2015 13:07	7.97	11.82
6/23/2015 13:37	7.85	11.8
6/23/2015 14:07	7.87	10.94
6/23/2015 14:37	8.4	13.2
6/23/2015 15:07	8.46	13.56
6/23/2015 15:37	8.43	13.46
6/23/2015 16:07	8.46	13.5
6/23/2015 16:37	8.44	13.5
6/23/2015 17:07	8.38	13.28
6/23/2015 17:37	8.42	13.3
6/23/2015 18:07	8.46	13.48
6/23/2015 18:37	8.42	13.52
6/23/2015 19:07	7.95	13.74
6/23/2015 19:37	7.54	13.82
6/23/2015 20:07	7.37	14.2
6/23/2015 20:37	7.62	14.38
6/23/2015 21:07	7.68	14.4
6/23/2015 21:37	7.68	14.38
6/23/2015 22:07	7.67	14.42
6/23/2015 22:37	7.7	14.42
6/23/2015 23:07	7.61	14.42
6/23/2015 23:37	7.72	14.42
6/24/2015 0:07	7.75	14.4
6/24/2015 0:37	7.73	14.4
6/24/2015 1:07	7.66	14.38
6/24/2015 1:37	7.67	14.38
6/24/2015 2:07	7.68	14.38
6/24/2015 2:37	7.67	14.32
6/24/2015 3:07	7.57	14.04
6/24/2015 3:37	7.5	13.62

Deep Creek Hydroelectric Project - 2015 Dissolved Oxygen Data

Date Time	DO conc, mg/L	Temp, °C
6/24/2015 4:07	7.5	13.18
6/24/2015 4:37	7.48	12.84
6/24/2015 5:07	7.4	12.54
6/24/2015 5:37	7.39	12.24
6/24/2015 6:07	7.32	12
6/24/2015 6:37	7.36	11.84
6/24/2015 7:07	7.37	11.82
6/24/2015 7:37	7.45	11.78
6/24/2015 8:07	7.53	11.74
6/24/2015 8:37	7.51	11.66
6/24/2015 9:07	7.59	11.54
6/24/2015 9:37	7.68	11.5
6/24/2015 10:07	7.69	11.52
6/24/2015 10:37	7.97	11.54
6/24/2015 11:07	7.86	11.58
6/24/2015 11:37	7.79	11.56
6/24/2015 12:07	7.83	11.58
6/24/2015 12:37	7.85	11.62
6/24/2015 13:07	7.96	11.7
6/24/2015 13:37	8.03	11.84
6/24/2015 14:07	7.87	11.1
6/24/2015 14:37	8.44	13.68
6/24/2015 15:07	8.45	14.14
6/24/2015 15:37	8.44	14.24
6/24/2015 16:07	8.45	14.18
6/24/2015 16:37	8.44	14.26
6/24/2015 17:07	8.44	14.22
6/24/2015 17:37	8.41	14.2
6/24/2015 18:07	8.41	14.1
6/24/2015 18:37	8.42	14.1
6/24/2015 19:07	8.38	14.12
6/24/2015 19:37	8.4	14.1
6/24/2015 20:07	7.9	13.94
6/24/2015 20:37	7.48	13.96
6/24/2015 21:07	7.28	14.34
6/24/2015 21:37	7.46	14.5
6/24/2015 22:07	7.58	14.56
6/24/2015 22:37	7.63	14.58
6/24/2015 23:07	7.65	14.56
6/24/2015 23:37	7.68	14.54
6/25/2015 0:07	7.69	14.5
6/25/2015 0:37	7.73	14.48
6/25/2015 1:07	7.74	14.46
6/25/2015 1:37	7.72	14.44
6/25/2015 2:07	7.67	14.42
6/25/2015 2:37	7.7	14.4
6/25/2015 3:07	7.69	14.38
6/25/2015 3:37	7.66	14.22
6/25/2015 4:07	7.54	13.76
6/25/2015 4:37	7.45	13.24
6/25/2015 5:07	7.35	12.84
6/25/2015 5:37	7.35	12.48
6/25/2015 6:07	7.31	12.2

Deep Creek Hydroelectric Project - 2015 Dissolved Oxygen Data

Date Time	DO conc, mg/L	Temp, °C
6/25/2015 6:37	7.33	11.92
6/25/2015 7:07	7.34	11.68
6/25/2015 7:37	7.39	11.48
6/25/2015 8:07	7.46	11.38
6/25/2015 8:37	7.46	11.34
6/25/2015 9:07	7.39	11.34
6/25/2015 9:37	7.46	11.34
6/25/2015 10:07	7.5	11.32
6/25/2015 10:37	7.5	11.28
6/25/2015 11:07	7.47	11.26
6/25/2015 11:37	7.44	11.26
6/25/2015 12:07	7.76	10.88
6/25/2015 12:37	8.26	13.62
6/25/2015 13:07	8.24	13.96
6/25/2015 13:37	8.28	13.94
6/25/2015 14:07	8.23	13.9
6/25/2015 14:37	8.26	13.9
6/25/2015 15:07	8.23	13.92
6/25/2015 15:37	8.23	14
6/25/2015 16:07	8.24	14.04
6/25/2015 16:37	8.21	14.02
6/25/2015 17:07	8.21	14.04
6/25/2015 17:37	8.21	13.96
6/25/2015 18:07	8.26	13.96
6/25/2015 18:37	8.21	14
6/25/2015 19:07	8.22	14.04
6/25/2015 19:37	8.22	14.14
6/25/2015 20:07	8.24	14.26
6/25/2015 20:37	8.2	14.22
6/25/2015 21:07	8.27	14.28
6/25/2015 21:37	8.23	14.3
6/25/2015 22:07	8.18	14.2
6/25/2015 22:37	8.18	14.28
6/25/2015 23:07	8.19	14.4
6/25/2015 23:37	8.18	14.48
6/26/2015 0:07	8.19	14.6
6/26/2015 0:37	8.21	14.62
6/26/2015 1:07	8.23	14.62
6/26/2015 1:37	8.27	14.74
6/26/2015 2:07	8.23	14.72
6/26/2015 2:37	8.22	14.76
6/26/2015 3:07	8.22	14.78
6/26/2015 3:37	8.2	14.72
6/26/2015 4:07	8.14	14.7
6/26/2015 4:37	8.16	14.66
6/26/2015 5:07	8.13	14.58
6/26/2015 5:37	8.1	14.52
6/26/2015 6:07	8.1	14.44
6/26/2015 6:37	8.1	14.42
6/26/2015 7:07	8.1	14.44
6/26/2015 7:37	8.11	14.4
6/26/2015 8:07	8.09	14.4
6/26/2015 8:37	8.08	14.38

Deep Creek Hydroelectric Project - 2015 Dissolved Oxygen Data

Date Time	DO conc, mg/L	Temp, °C
6/26/2015 9:07	8.09	14.32
6/26/2015 9:37	8.03	14.28
6/26/2015 10:07	8	14.26
6/26/2015 10:37	8.07	14.24
6/26/2015 11:07	7.22	14.3
6/26/2015 11:37	6.79	13.06
6/26/2015 12:07	6.73	12.66
6/26/2015 12:37	6.73	12.64
6/26/2015 13:07	6.74	12.64
6/26/2015 13:37	6.75	12.66
6/26/2015 14:07	6.71	12.6
6/26/2015 14:37	7.99	14.16
6/26/2015 15:07	8.02	14.3
6/26/2015 15:37	8	14.28
6/26/2015 16:07	8.01	14.22
6/26/2015 16:37	8.02	14.14
6/26/2015 17:07	7.96	14.14
6/26/2015 17:37	7.96	14.1
6/26/2015 18:07	7.96	14.1
6/26/2015 18:37	7.94	14.08
6/26/2015 19:07	7.99	14.2
6/26/2015 19:37	8.01	14.32
6/26/2015 20:07	7.98	14.38
6/26/2015 20:37	6.57	14.04
6/26/2015 21:07	6.6	12.68
6/26/2015 21:37	6.56	12.52
6/26/2015 22:07	6.55	12.46
6/26/2015 22:37	6.56	12.54
6/26/2015 23:07	6.52	12.54
6/26/2015 23:37	6.5	12.52
6/27/2015 0:07	6.5	12.56
6/27/2015 0:37	6.49	12.6
6/27/2015 1:07	6.5	12.64
6/27/2015 1:37	6.5	12.62
6/27/2015 2:07	6.55	12.68
6/27/2015 2:37	6.55	12.78
6/27/2015 3:07	6.54	12.82
6/27/2015 3:37	6.54	12.86
6/27/2015 4:07	6.57	12.96
6/27/2015 4:37	6.57	12.92
6/27/2015 5:07	6.57	12.96
6/27/2015 5:37	6.6	12.94
6/27/2015 6:07	6.59	12.88
6/27/2015 6:37	6.59	12.9
6/27/2015 7:07	6.56	12.82
6/27/2015 7:37	6.59	12.86
6/27/2015 8:07	6.62	12.96
6/27/2015 8:37	6.64	13.14
6/27/2015 9:07	6.66	13.24
6/27/2015 9:37	6.68	13.36
6/27/2015 10:07	6.69	13.46
6/27/2015 10:37	6.69	13.44
6/27/2015 11:07	6.71	13.54

Deep Creek Hydroelectric Project - 2015 Dissolved Oxygen Data

Date Time	DO conc, mg/L	Temp, °C
6/27/2015 11:37	6.71	13.56
6/27/2015 12:07	6.73	13.52
6/27/2015 12:37	6.74	13.56
6/27/2015 13:07	6.71	13.54
6/27/2015 13:37	6.7	13.62
6/27/2015 14:07	7.59	13.68
6/27/2015 14:37	8.17	16.18
6/27/2015 15:07	8.11	16.14
6/27/2015 15:37	8.08	15.98
6/27/2015 16:07	8.1	15.94
6/27/2015 16:37	8.08	15.94
6/27/2015 17:07	8.08	16.04
6/27/2015 17:37	8.11	16.22
6/27/2015 18:07	8.12	16.28
6/27/2015 18:37	8.13	16.34
6/27/2015 19:07	8.08	16.28
6/27/2015 19:37	8.03	16.2
6/27/2015 20:07	7.56	16.16
6/27/2015 20:37	7.28	16.16
6/27/2015 21:07	7.02	16.4
6/27/2015 21:37	7.28	16.7
6/27/2015 22:07	7.36	16.76
6/27/2015 22:37	7.36	16.76
6/27/2015 23:07	7.4	16.74
6/27/2015 23:37	7.45	16.72
6/28/2015 0:07	7.47	16.7
6/28/2015 0:37	7.46	16.68
6/28/2015 1:07	7.51	16.66
6/28/2015 1:37	7.46	16.62
6/28/2015 2:07	7.47	16.6
6/28/2015 2:37	7.45	16.58
6/28/2015 3:07	7.39	16.48
6/28/2015 3:37	7.07	15.94
6/28/2015 4:07	6.89	15.24
6/28/2015 4:37	6.67	14.62
6/28/2015 5:07	6.56	14.16
6/28/2015 5:37	6.48	13.8
6/28/2015 6:07	6.42	13.54
6/28/2015 6:37	6.41	13.34
6/28/2015 7:07	6.41	13.22
6/28/2015 7:37	6.37	13.1
6/28/2015 8:07	6.37	12.98
6/28/2015 8:37	6.38	12.86
6/28/2015 9:07	6.38	12.72
6/28/2015 9:37	6.36	12.58
6/28/2015 10:07	6.32	12.44
6/28/2015 10:37	6.28	12.3
6/28/2015 11:07	6.77	11.16
6/28/2015 11:37	7.44	13.68
6/28/2015 12:07	7.43	13.98
6/28/2015 12:37	7.33	13.94
6/28/2015 13:07	7.35	13.84
6/28/2015 13:37	7.35	13.82

Deep Creek Hydroelectric Project - 2015 Dissolved Oxygen Data

Date Time	DO conc, mg/L	Temp, °C
6/28/2015 14:07	7.35	13.64
6/28/2015 14:37	7.26	13.56
6/28/2015 15:07	7.24	13.54
6/28/2015 15:37	7.3	13.52
6/28/2015 16:07	7.26	13.58
6/28/2015 16:37	7.28	13.6
6/28/2015 17:07	7.3	13.6
6/28/2015 17:37	7.3	13.66
6/28/2015 18:07	7.3	13.68
6/28/2015 18:37	7.21	13.64
6/28/2015 19:07	7.26	13.68
6/28/2015 19:37	7.23	13.68
6/28/2015 20:07	6.64	13.74
6/28/2015 20:37	6.33	13.76
6/28/2015 21:07	6.05	13.94
6/28/2015 21:37	6.04	14.28
6/28/2015 22:07	6.08	14.5
6/28/2015 22:37	6.13	14.5
6/28/2015 23:07	6.31	14.46
6/28/2015 23:37	6.37	14.44
6/29/2015 0:07	6.37	14.42
6/29/2015 0:37	6.38	14.42
6/29/2015 1:07	6.39	14.42
6/29/2015 1:37	6.39	14.4
6/29/2015 2:07	6.39	14.38
6/29/2015 2:37	6.39	14.38
6/29/2015 3:07	6.39	14.36
6/29/2015 3:37	6.37	14.34
6/29/2015 4:07	6.3	14.08
6/29/2015 4:37	6.2	13.66
6/29/2015 5:07	6.13	13.28
6/29/2015 5:37	6.11	12.92
6/29/2015 6:07	6.09	12.6
6/29/2015 6:37	6.05	12.36
6/29/2015 7:07	6.04	12.12
6/29/2015 7:37	6.12	11.94
6/29/2015 8:07	6.16	11.86
6/29/2015 8:37	6.24	11.84
6/29/2015 9:07	6.23	11.82
6/29/2015 9:37	6.21	11.82
6/29/2015 10:07	6.17	11.86
6/29/2015 10:37	6.2	11.9
6/29/2015 11:07	6.22	11.92
6/29/2015 11:37	6.23	11.94
6/29/2015 12:07	6.26	11.98
6/29/2015 12:37	6.32	12.04
6/29/2015 13:07	6.38	12.14
6/29/2015 13:37	6.37	12.22
6/29/2015 14:07	6.68	11.32
6/29/2015 14:37	7.42	14.14
6/29/2015 15:07	7.47	14.4
6/29/2015 15:37	7.45	14.46
6/29/2015 16:07	7.48	14.44

Deep Creek Hydroelectric Project - 2015 Dissolved Oxygen Data

Date Time	DO conc, mg/L	Temp, °C
6/29/2015 16:37	7.52	14.54
6/29/2015 17:07	7.53	14.64
6/29/2015 17:37	7.58	14.78
6/29/2015 18:07	7.58	14.86
6/29/2015 18:37	7.61	14.84
6/29/2015 19:07	7.59	14.74
6/29/2015 19:37	7.56	14.68
6/29/2015 20:07	6.89	14.66
6/29/2015 20:37	6.46	14.68
6/29/2015 21:07	6.35	15.08
6/29/2015 21:37	6.55	15.26
6/29/2015 22:07	6.64	15.3
6/29/2015 22:37	6.66	15.32
6/29/2015 23:07	6.7	15.3
6/29/2015 23:37	6.74	15.28
6/30/2015 0:07	6.73	15.26
6/30/2015 0:37	6.74	15.24
6/30/2015 1:07	6.77	15.22
6/30/2015 1:37	6.74	15.2
6/30/2015 2:07	6.69	15.18
6/30/2015 2:37	6.74	15.16
6/30/2015 3:07	6.74	15.14
6/30/2015 3:37	6.57	14.88
6/30/2015 4:07	6.45	14.4
6/30/2015 4:37	6.42	13.92
6/30/2015 5:07	6.3	13.54
6/30/2015 5:37	6.25	13.24
6/30/2015 6:07	6.19	13.02
6/30/2015 6:37	6.12	12.82
6/30/2015 7:07	6.12	12.62
6/30/2015 7:37	6.12	12.48
6/30/2015 8:07	6.15	12.38
6/30/2015 8:37	6.25	12.32
6/30/2015 9:07	6.36	12.3
6/30/2015 9:37	6.39	12.3
6/30/2015 10:07	6.42	12.32
6/30/2015 10:37	6.48	12.28
6/30/2015 11:07	6.52	12.2
6/30/2015 11:37	6.59	12.12
6/30/2015 12:07	6.58	12.1
6/30/2015 12:37	6.56	12.12
6/30/2015 13:07	6.48	12.2
6/30/2015 13:37	6.44	12.3
6/30/2015 14:07	6.79	11.52
6/30/2015 14:37	7.62	14.88
6/30/2015 15:07	7.58	14.96
6/30/2015 15:37	7.56	14.84
6/30/2015 16:07	7.53	14.68
6/30/2015 16:37	7.54	14.6
6/30/2015 17:07	7.53	14.62
6/30/2015 17:37	7.47	14.58
6/30/2015 18:07	7.42	14.52
6/30/2015 18:37	7.47	14.56

Deep Creek Hydroelectric Project - 2015 Dissolved Oxygen Data

Date Time	DO conc, mg/L	Temp, °C
6/30/2015 19:07	7.43	14.5
6/30/2015 19:37	7.36	14.36
6/30/2015 20:07	7.34	14.3
6/30/2015 20:37	6.75	14.26
6/30/2015 21:07	6.09	14.22
6/30/2015 21:37	5.91	14.54
6/30/2015 22:07	6.13	14.8
6/30/2015 22:37	6.3	14.84
6/30/2015 23:07	6.33	14.86
6/30/2015 23:37	6.37	14.84
7/1/2015 0:07	6.38	14.8
7/1/2015 0:37	6.41	14.76
7/1/2015 1:07	6.43	14.74
7/1/2015 1:37	6.45	14.72
7/1/2015 2:07	6.42	14.7
7/1/2015 2:37	6.38	14.7
7/1/2015 3:07	6.38	14.66
7/1/2015 3:37	6.37	14.66
7/1/2015 4:07	6.34	14.56
7/1/2015 4:37	6.17	14.18
7/1/2015 5:07	6.04	13.7
7/1/2015 5:37	5.98	13.3
7/1/2015 6:07	5.92	12.98
7/1/2015 6:37	5.88	12.72
7/1/2015 7:07	5.86	12.5
7/1/2015 7:37	5.91	12.3
7/1/2015 8:07	5.97	12.16
7/1/2015 8:37	5.99	12.08
7/1/2015 9:07	6.04	12.04
7/1/2015 9:37	6.1	12.06
7/1/2015 10:07	6.08	12.04
7/1/2015 10:37	6.13	12.04
7/1/2015 11:07	6.2	12.1
7/1/2015 11:37	6.1	12.16
7/1/2015 12:07	6.58	11.6
7/1/2015 12:37	7.25	14.02
7/1/2015 13:07	7.21	14.16
7/1/2015 13:37	7.24	14.1
7/1/2015 14:07	7.19	14.1
7/1/2015 14:37	7.1	13.94
7/1/2015 15:07	7.09	13.84
7/1/2015 15:37	7.12	13.96
7/1/2015 16:07	7.11	14
7/1/2015 16:37	7.12	13.98
7/1/2015 17:07	7.11	14.04
7/1/2015 17:37	7.08	14.02
7/1/2015 18:07	7.13	14
7/1/2015 18:37	7.14	14.14
7/1/2015 19:07	7.12	14.24
7/1/2015 19:37	7.17	14.32
7/1/2015 20:07	6.78	14.5
7/1/2015 20:37	5.91	14.54
7/1/2015 21:07	5.81	14.9

Deep Creek Hydroelectric Project - 2015 Dissolved Oxygen Data

Date Time	DO conc, mg/L	Temp, °C
7/1/2015 21:37	6.03	15.1
7/1/2015 22:07	6.13	15.12
7/1/2015 22:37	6.2	15.1
7/1/2015 23:07	6.22	15.08
7/1/2015 23:37	6.27	15.08
7/2/2015 0:07	6.28	15.08
7/2/2015 0:37	6.28	15.08
7/2/2015 1:07	6.3	15.06
7/2/2015 1:37	6.3	15.06
7/2/2015 2:07	6.27	15.04
7/2/2015 2:37	6.24	15.02
7/2/2015 3:07	6.24	15
7/2/2015 3:37	6.17	14.88
7/2/2015 4:07	6.05	14.44
7/2/2015 4:37	5.97	13.94
7/2/2015 5:07	5.87	13.5
7/2/2015 5:37	5.8	13.18
7/2/2015 6:07	5.77	12.94
7/2/2015 6:37	5.73	12.72
7/2/2015 7:07	5.77	12.5
7/2/2015 7:37	5.83	12.32
7/2/2015 8:07	5.92	12.18
7/2/2015 8:37	5.95	12.06
7/2/2015 9:07	6.1	11.94
7/2/2015 9:37	6.09	11.9
7/2/2015 10:07	6.14	11.86
7/2/2015 10:37	6.13	11.86
7/2/2015 11:07	6.15	11.94
7/2/2015 11:37	6.1	12.02
7/2/2015 12:07	6.05	12.04
7/2/2015 12:37	6.08	12.06
7/2/2015 13:07	6.02	12.1
7/2/2015 13:37	6.06	12.12
7/2/2015 14:07	6.49	11.58
7/2/2015 14:37	7.51	15.12
7/2/2015 15:07	7.52	15.28
7/2/2015 15:37	7.48	15.24
7/2/2015 16:07	7.48	15.12
7/2/2015 16:37	7.45	15.08
7/2/2015 17:07	7.43	15.02
7/2/2015 17:37	7.43	15
7/2/2015 18:07	7.42	15
7/2/2015 18:37	7.45	15.06
7/2/2015 19:07	7.37	15.12
7/2/2015 19:37	7.44	15.2
7/2/2015 20:07	6.6	15.2
7/2/2015 20:37	6.23	15.26
7/2/2015 21:07	6.23	15.64
7/2/2015 21:37	6.44	15.76
7/2/2015 22:07	6.49	15.78
7/2/2015 22:37	6.5	15.76
7/2/2015 23:07	6.48	15.76
7/2/2015 23:37	6.53	15.76

Deep Creek Hydroelectric Project - 2015 Dissolved Oxygen Data

Date Time	DO conc, mg/L	Temp, °C
7/3/2015 0:07	6.47	15.72
7/3/2015 0:37	6.45	15.68
7/3/2015 1:07	6.43	15.64
7/3/2015 1:37	6.38	15.62
7/3/2015 2:07	6.32	15.56
7/3/2015 2:37	6.27	15.5
7/3/2015 3:07	6.01	15
7/3/2015 3:37	5.83	14.34
7/3/2015 4:07	5.67	13.8
7/3/2015 4:37	5.53	13.32
7/3/2015 5:07	5.4	12.94
7/3/2015 5:37	5.24	12.52
7/3/2015 6:07	5.17	12.24
7/3/2015 6:37	5.16	12.1
7/3/2015 7:07	5.18	12.02
7/3/2015 7:37	5.24	11.96
7/3/2015 8:07	5.31	11.9
7/3/2015 8:37	5.37	11.82
7/3/2015 9:07	5.38	11.76
7/3/2015 9:37	5.42	11.72
7/3/2015 10:07	5.42	11.68
7/3/2015 10:37	5.45	11.7
7/3/2015 11:07	6.48	11.28
7/3/2015 11:37	7.56	15.08
7/3/2015 12:07	7.54	15.26
7/3/2015 12:37	7.57	15.38
7/3/2015 13:07	7.59	15.5
7/3/2015 13:37	7.65	15.6
7/3/2015 14:07	6.85	15.76
7/3/2015 14:37	6.71	15.94
7/3/2015 15:07	6.88	16.32
7/3/2015 15:37	7.02	16.42
7/3/2015 16:07	7.41	15.76
7/3/2015 16:37	7.57	15.76
7/3/2015 17:07	7.61	15.78
7/3/2015 17:37	7.57	15.72
7/3/2015 18:07	7.63	15.62
7/3/2015 18:37	7.58	15.62
7/3/2015 19:07	6.91	15.64
7/3/2015 19:37	6.45	15.76
7/3/2015 20:07	6.7	16.14
7/3/2015 20:37	6.86	16.26
7/3/2015 21:07	6.87	16.26
7/3/2015 21:37	6.9	16.24
7/3/2015 22:07	6.91	16.24
7/3/2015 22:37	6.9	16.22
7/3/2015 23:07	6.92	16.2
7/3/2015 23:37	6.88	16.18
7/4/2015 0:07	6.88	16.14
7/4/2015 0:37	6.9	16.14
7/4/2015 1:07	6.91	16.1
7/4/2015 1:37	6.91	16.08
7/4/2015 2:07	6.85	15.96

Deep Creek Hydroelectric Project - 2015 Dissolved Oxygen Data

Date Time	DO conc, mg/L	Temp, °C
7/4/2015 2:37	6.57	15.36
7/4/2015 3:07	6.24	14.72
7/4/2015 3:37	6.03	14.24
7/4/2015 4:07	5.89	13.88
7/4/2015 4:37	5.81	13.64
7/4/2015 5:07	5.77	13.42
7/4/2015 5:37	5.82	13.18
7/4/2015 6:07	6.05	13.02
7/4/2015 6:37	5.93	12.9
7/4/2015 7:07	5.73	12.72
7/4/2015 7:37	5.69	12.54
7/4/2015 8:07	5.65	12.42
7/4/2015 8:37	5.66	12.38
7/4/2015 9:07	5.61	12.38
7/4/2015 9:37	5.61	12.34
7/4/2015 10:07	5.68	12.26
7/4/2015 10:37	5.68	12.2
7/4/2015 11:07	4.78	11.68
7/4/2015 11:37	5.55	13.54
7/4/2015 12:07	5.6	13.7
7/4/2015 12:37	5.55	13.72
7/4/2015 13:07	5.5	13.6
7/4/2015 13:37	5.54	13.58
7/4/2015 14:07	5.5	13.62
7/4/2015 14:37	5.62	13.92
7/4/2015 15:07	5.93	14.56
7/4/2015 15:37	6.27	14.76
7/4/2015 16:07	6.39	14.86
7/4/2015 16:37	6.48	14.78
7/4/2015 17:07	6.37	14.62
7/4/2015 17:37	6.32	14.48
7/4/2015 18:07	6.26	14.38
7/4/2015 18:37	6.21	14.3
7/4/2015 19:07	6.2	14.26
7/4/2015 19:37	6.13	14.24
7/4/2015 20:07	6.12	14.18
7/4/2015 20:37	6.04	14.16
7/4/2015 21:07	5.97	14.12
7/4/2015 21:37	5.88	14.08
7/4/2015 22:07	5.78	13.88
7/4/2015 22:37	5.71	13.48
7/4/2015 23:07	5.6	13.12
7/4/2015 23:37	5.55	12.8
7/5/2015 0:07	5.48	12.54
7/5/2015 0:37	5.44	12.32
7/5/2015 1:07	5.39	12.2
7/5/2015 1:37	5.38	12.12
7/5/2015 2:07	5.37	12.08
7/5/2015 2:37	5.32	12.06
7/5/2015 3:07	5.27	12.06
7/5/2015 3:37	5.24	12.04
7/5/2015 4:07	5.31	11.98
7/5/2015 4:37	5.29	11.94

Deep Creek Hydroelectric Project - 2015 Dissolved Oxygen Data

Date Time	DO conc, mg/L	Temp, °C
7/5/2015 5:07	5.26	11.92
7/5/2015 5:37	5.24	11.9
7/5/2015 6:07	5.27	11.82
7/5/2015 6:37	5.35	11.76
7/5/2015 7:07	5.39	11.78
7/5/2015 7:37	5.38	11.84
7/5/2015 8:07	5.46	11.88
7/5/2015 8:37	5.6	11.86
7/5/2015 9:07	5.71	11.84
7/5/2015 9:37	5.71	11.86
7/5/2015 10:07	5.76	11.94
7/5/2015 10:37	5.69	11.98
7/5/2015 11:07	5.68	12
7/5/2015 11:37	5.72	11.98
7/5/2015 12:07	5.75	11.98
7/5/2015 12:37	5.78	11.98
7/5/2015 13:07	5.8	12.04
7/5/2015 13:37	5.69	12.16
7/5/2015 14:07	5.78	12.16
7/5/2015 14:37	5.66	12.24
7/5/2015 15:07	5.72	12.2
7/5/2015 15:37	5.72	12.1
7/5/2015 16:07	5.68	12.06
7/5/2015 16:37	5.67	12.04
7/5/2015 17:07	5.53	11.96
7/5/2015 17:37	5.46	11.92
7/5/2015 18:07	5.47	11.94
7/5/2015 18:37	5.45	11.94
7/5/2015 19:07	5.45	11.92
7/5/2015 19:37	5.43	11.88
7/5/2015 20:07	5.35	11.88
7/5/2015 20:37	5.25	11.9
7/5/2015 21:07	5.21	11.92
7/5/2015 21:37	5.21	11.94
7/5/2015 22:07	5.18	11.98
7/5/2015 22:37	5.14	12.02
7/5/2015 23:07	5.12	12.04
7/5/2015 23:37	5.09	12.06
7/6/2015 0:07	5.07	12.06
7/6/2015 0:37	5.03	12.08
7/6/2015 1:07	5.01	12.1
7/6/2015 1:37	5.04	12.12
7/6/2015 2:07	5.07	12.1
7/6/2015 2:37	5.09	12.08
7/6/2015 3:07	5.03	12.08
7/6/2015 3:37	5.01	12.12
7/6/2015 4:07	5.01	12.16
7/6/2015 4:37	5.02	12.18
7/6/2015 5:07	4.99	12.2
7/6/2015 5:37	4.98	12.18
7/6/2015 6:07	5.01	12.18
7/6/2015 6:37	5.01	12.16
7/6/2015 7:07	5.04	12.16

Deep Creek Hydroelectric Project - 2015 Dissolved Oxygen Data

Date Time	DO conc, mg/L	Temp, °C
7/6/2015 7:37	5.05	12.18
7/6/2015 8:07	5.14	12.16
7/6/2015 8:37	5.22	12.14
7/6/2015 9:07	5.34	12.1
7/6/2015 9:37	5.31	12.06
7/6/2015 10:07	5.44	12.04
7/6/2015 10:37	5.55	12.04
7/6/2015 11:07	4.55	11.56
7/6/2015 11:37	5.32	13.64
7/6/2015 12:07	5.39	14
7/6/2015 12:37	5.44	14
7/6/2015 13:07	5.39	14.02
7/6/2015 13:37	5.48	14
7/6/2015 14:07	6.73	13.94
7/6/2015 14:37	7.56	16.06
7/6/2015 15:07	7.53	16.14
7/6/2015 15:37	7.55	16.1
7/6/2015 16:07	7.5	16.04
7/6/2015 16:37	7.54	16.06
7/6/2015 17:07	7.53	16.1
7/6/2015 17:37	7.51	16.04
7/6/2015 18:07	7.45	16.02
7/6/2015 18:37	7.45	16.02
7/6/2015 19:07	6.75	16.04
7/6/2015 19:37	6.36	16.08
7/6/2015 20:07	6.28	16.5
7/6/2015 20:37	6.5	16.64
7/6/2015 21:07	6.62	16.64
7/6/2015 21:37	6.65	16.62
7/6/2015 22:07	6.66	16.6
7/6/2015 22:37	6.73	16.56
7/6/2015 23:07	6.75	16.52
7/6/2015 23:37	6.71	16.5
7/7/2015 0:07	6.67	16.46
7/7/2015 0:37	6.6	16.44
7/7/2015 1:07	6.56	16.42
7/7/2015 1:37	6.57	16.42
7/7/2015 2:07	6.47	16.28
7/7/2015 2:37	6.13	15.72
7/7/2015 3:07	5.9	15.08
7/7/2015 3:37	5.71	14.48
7/7/2015 4:07	5.6	14.06
7/7/2015 4:37	5.54	13.72
7/7/2015 5:07	5.49	13.48
7/7/2015 5:37	5.46	13.28
7/7/2015 6:07	5.42	13.14
7/7/2015 6:37	5.4	13.02
7/7/2015 7:07	5.36	12.9
7/7/2015 7:37	5.33	12.8
7/7/2015 8:07	5.31	12.7
7/7/2015 8:37	5.29	12.6
7/7/2015 9:07	5.34	12.48
7/7/2015 9:37	5.36	12.4

Deep Creek Hydroelectric Project - 2015 Dissolved Oxygen Data

Date Time	DO conc, mg/L	Temp, °C
7/7/2015 10:07	5.37	12.38
7/7/2015 10:37	5.34	12.4
7/7/2015 11:07	5.32	12.42
7/7/2015 11:37	5.35	12.46
7/7/2015 12:07	5.33	12.5
7/7/2015 12:37	5.36	12.5
7/7/2015 13:07	5.48	12.56
7/7/2015 13:37	5.4	12.58
7/7/2015 14:07	5.93	11.68
7/7/2015 14:37	6.84	14.66
7/7/2015 15:07	6.9	14.84
7/7/2015 15:37	6.87	14.86
7/7/2015 16:07	6.88	14.78
7/7/2015 16:37	6.89	14.82
7/7/2015 17:07	6.87	14.84
7/7/2015 17:37	6.86	14.76
7/7/2015 18:07	6.87	14.84
7/7/2015 18:37	6.81	14.7
7/7/2015 19:07	6.81	14.52
7/7/2015 19:37	6.78	14.6
7/7/2015 20:07	5.64	14.52
7/7/2015 20:37	5.29	14.54
7/7/2015 21:07	5.28	15
7/7/2015 21:37	5.5	15.16
7/7/2015 22:07	5.65	15.18
7/7/2015 22:37	5.76	15.18
7/7/2015 23:07	5.75	15.18
7/7/2015 23:37	5.75	15.16
7/8/2015 0:07	5.75	15.16
7/8/2015 0:37	5.7	15.12
7/8/2015 1:07	5.68	15.1
7/8/2015 1:37	5.69	15.1
7/8/2015 2:07	5.72	15.06
7/8/2015 2:37	5.68	15.04
7/8/2015 3:07	5.7	15.02
7/8/2015 3:37	5.59	14.84
7/8/2015 4:07	5.4	14.42
7/8/2015 4:37	5.15	13.96
7/8/2015 5:07	5.03	13.52
7/8/2015 5:37	4.98	13.2
7/8/2015 6:07	4.95	12.92
7/8/2015 6:37	4.86	12.72
7/8/2015 7:07	4.84	12.64
7/8/2015 7:37	4.86	12.62
7/8/2015 8:07	4.95	12.64
7/8/2015 8:37	4.93	12.58
7/8/2015 9:07	4.96	12.52
7/8/2015 9:37	4.94	12.48
7/8/2015 10:07	4.93	12.48
7/8/2015 10:37	5.05	12.5
7/8/2015 11:07	5.15	12.5
7/8/2015 11:37	5.16	12.5
7/8/2015 12:07	5.13	12.5

Deep Creek Hydroelectric Project - 2015 Dissolved Oxygen Data

Date Time	DO conc, mg/L	Temp, °C
7/8/2015 12:37	5.11	12.5
7/8/2015 13:07	5.06	12.5
7/8/2015 13:37	5.17	12.5
7/8/2015 14:07	5.76	11.82
7/8/2015 14:37	6.76	14.76
7/8/2015 15:07	6.77	15.08
7/8/2015 15:37	6.76	15.16
7/8/2015 16:07	6.74	15.08
7/8/2015 16:37	6.71	15.06
7/8/2015 17:07	6.67	15.02
7/8/2015 17:37	6.73	15.1
7/8/2015 18:07	6.75	15.2
7/8/2015 18:37	6.77	15.32
7/8/2015 19:07	6.82	15.42
7/8/2015 19:37	6.81	15.58
7/8/2015 20:07	6	15.56
7/8/2015 20:37	5.61	15.58
7/8/2015 21:07	6.79	15.58
7/8/2015 21:37	6.74	15.38
7/8/2015 22:07	6.78	15.58
7/8/2015 22:37	6.78	15.56
7/8/2015 23:07	6.76	15.56
7/8/2015 23:37	6.77	15.54
7/9/2015 0:07	5.94	15.5
7/9/2015 0:37	5.5	15.5
7/9/2015 1:07	5.43	15.68
7/9/2015 1:37	5.49	16
7/9/2015 2:07	5.59	16.22
7/9/2015 2:37	5.66	16.24
7/9/2015 3:07	5.79	16.22
7/9/2015 3:37	5.84	16.18
7/9/2015 4:07	5.83	16.16
7/9/2015 4:37	5.83	16.14
7/9/2015 5:07	5.8	16.12
7/9/2015 5:37	5.78	16.1
7/9/2015 6:07	5.79	16.08
7/9/2015 6:37	5.8	16.06
7/9/2015 7:07	5.79	16.04
7/9/2015 7:37	5.57	15.7
7/9/2015 8:07	5.36	15.14
7/9/2015 8:37	5.23	14.58
7/9/2015 9:07	5.2	14.18
7/9/2015 9:37	5.17	13.88
7/9/2015 10:07	5.15	13.7
7/9/2015 10:37	5.21	13.58
7/9/2015 11:07	5.12	13.44
7/9/2015 11:37	5.03	13.34
7/9/2015 12:07	4.98	13.14
7/9/2015 12:37	4.94	12.96
7/9/2015 13:07	5.33	12.08
7/9/2015 13:37	6.44	14.96
7/9/2015 14:07	6.36	15.08
7/9/2015 14:37	6.34	15.04

Deep Creek Hydroelectric Project - 2015 Dissolved Oxygen Data

Date Time	DO conc, mg/L	Temp, °C
7/9/2015 15:07	6.3	14.86
7/9/2015 15:37	6.28	14.66
7/9/2015 16:07	6.28	14.7
7/9/2015 16:37	6.15	14.56
7/9/2015 17:07	6.16	14.34
7/9/2015 17:37	6.15	14.24
7/9/2015 18:07	5.99	14.04
7/9/2015 18:37	5.94	13.92
7/9/2015 19:07	5.88	13.94
7/9/2015 19:37	5.92	13.92
7/9/2015 20:07	5.89	13.82
7/9/2015 20:37	5.88	13.88
7/9/2015 21:07	5.84	14.04
7/9/2015 21:37	5.86	14.34
7/9/2015 22:07	5.97	14.78
7/9/2015 22:37	5.97	14.9
7/9/2015 23:07	6.03	14.94
7/9/2015 23:37	5.98	14.9
7/10/2015 0:07	5.16	14.94
7/10/2015 0:37	4.93	14.98
7/10/2015 1:07	4.84	15.08
7/10/2015 1:37	4.92	15.42
7/10/2015 2:07	4.9	15.64
7/10/2015 2:37	4.85	15.72
7/10/2015 3:07	4.8	15.74
7/10/2015 3:37	4.74	15.76
7/10/2015 4:07	4.75	15.76
7/10/2015 4:37	4.7	15.74
7/10/2015 5:07	4.73	15.72
7/10/2015 5:37	4.72	15.7
7/10/2015 6:07	4.69	15.68
7/10/2015 6:37	4.69	15.66
7/10/2015 7:07	4.71	15.64
7/10/2015 7:37	4.7	15.64
7/10/2015 8:07	4.61	15.34
7/10/2015 8:37	4.5	14.92
7/10/2015 9:07	4.38	14.48
7/10/2015 9:37	4.38	14.18
7/10/2015 10:07	4.37	13.96
7/10/2015 10:37	4.37	13.74
7/10/2015 11:07	4.85	12.44
7/10/2015 11:37	6.06	15.12
7/10/2015 12:07	6.08	15.18
7/10/2015 12:37	6.08	15.18
7/10/2015 13:07	6.1	15.2
7/10/2015 13:37	6.21	15.32
7/10/2015 14:07	6.26	15.46
7/10/2015 14:37	6.27	15.56
7/10/2015 15:07	6.22	15.62
7/10/2015 15:37	6.19	15.52
7/10/2015 16:07	6.2	15.4
7/10/2015 16:37	6.22	15.46
7/10/2015 17:07	6.21	15.44

Deep Creek Hydroelectric Project - 2015 Dissolved Oxygen Data

Date Time	DO conc, mg/L	Temp, °C
7/10/2015 17:37	6.28	15.46
7/10/2015 18:07	6.35	15.58
7/10/2015 18:37	6.32	15.64
7/10/2015 19:07	6.3	15.66
7/10/2015 19:37	6.33	15.66
7/10/2015 20:07	6.3	15.58
7/10/2015 20:37	6.3	15.54
7/10/2015 21:07	6.25	15.44
7/10/2015 21:37	6.3	15.38
7/10/2015 22:07	6.24	15.42
7/10/2015 22:37	6.34	15.5
7/10/2015 23:07	6.33	15.56
7/10/2015 23:37	6.28	15.64
7/11/2015 0:07	5.87	15.74
7/11/2015 0:37	5.31	15.76
7/11/2015 1:07	5.12	15.82
7/11/2015 1:37	5.02	16
7/11/2015 2:07	5.18	16.34
7/11/2015 2:37	5.21	16.48
7/11/2015 3:07	5.23	16.52
7/11/2015 3:37	5.23	16.56
7/11/2015 4:07	5.22	16.56
7/11/2015 4:37	5.23	16.56
7/11/2015 5:07	5.24	16.56
7/11/2015 5:37	5.26	16.54
7/11/2015 6:07	5.23	16.52
7/11/2015 6:37	5.26	16.52
7/11/2015 7:07	5.31	16.5
7/11/2015 7:37	5.21	16.32
7/11/2015 8:07	4.93	15.68
7/11/2015 8:37	4.77	15.1
7/11/2015 9:07	4.75	14.64
7/11/2015 9:37	4.69	14.34
7/11/2015 10:07	4.68	14.14
7/11/2015 10:37	4.68	14
7/11/2015 11:07	4.61	13.9
7/11/2015 11:37	4.56	13.78
7/11/2015 12:07	4.57	13.66
7/11/2015 12:37	4.49	13.6
7/11/2015 13:07	4.52	13.52
7/11/2015 13:37	4.47	13.32
7/11/2015 14:07	5.11	12.18
7/11/2015 14:37	6.87	16.28
7/11/2015 15:07	6.86	16.46
7/11/2015 15:37	6.82	16.38
7/11/2015 16:07	6.85	16.32
7/11/2015 16:37	6.81	16.28
7/11/2015 17:07	6.8	16.26
7/11/2015 17:37	6.74	16.18
7/11/2015 18:07	6.68	16.16
7/11/2015 18:37	6.69	16.1
7/11/2015 19:07	6.64	16
7/11/2015 19:37	6.68	16

Deep Creek Hydroelectric Project - 2015 Dissolved Oxygen Data

Date Time	DO conc, mg/L	Temp, °C
7/11/2015 20:07	6.64	15.92
7/11/2015 20:37	6.67	15.96
7/11/2015 21:07	5.99	16.08
7/11/2015 21:37	5.45	16.08
7/11/2015 22:07	5.31	16.42
7/11/2015 22:37	5.51	16.74
7/11/2015 23:07	5.6	16.8
7/11/2015 23:37	5.7	16.78
7/12/2015 0:07	5.84	16.74
7/12/2015 0:37	5.83	16.72
7/12/2015 1:07	5.79	16.74
7/12/2015 1:37	5.79	16.72
7/12/2015 2:07	5.83	16.68
7/12/2015 2:37	5.84	16.66
7/12/2015 3:07	5.82	16.64
7/12/2015 3:37	5.81	16.62
7/12/2015 4:07	5.68	16.54
7/12/2015 4:37	5.37	16.04
7/12/2015 5:07	5.05	15.4
7/12/2015 5:37	4.82	14.86
7/12/2015 6:07	4.69	14.46
7/12/2015 6:37	4.6	14.2
7/12/2015 7:07	4.6	13.96
7/12/2015 7:37	4.64	13.82
7/12/2015 8:07	4.67	13.7
7/12/2015 8:37	4.63	13.6
7/12/2015 9:07	4.61	13.46
7/12/2015 9:37	4.6	13.36
7/12/2015 10:07	4.55	13.22
7/12/2015 10:37	4.55	13.12
7/12/2015 11:07	4.57	13.06
7/12/2015 11:37	4.53	13.04
7/12/2015 12:07	4.53	13
7/12/2015 12:37	4.56	12.96
7/12/2015 13:07	4.56	12.92
7/12/2015 13:37	4.53	12.88
7/12/2015 14:07	7.61	13.18
7/12/2015 14:37	6.67	15.92
7/12/2015 15:07	6.57	15.94
7/12/2015 15:37	6.57	15.84
7/12/2015 16:07	6.58	15.78
7/12/2015 16:37	6.55	15.78
7/12/2015 17:07	6.5	15.72
7/12/2015 17:37	6.44	15.72
7/12/2015 18:07	6.5	15.66
7/12/2015 18:37	6.41	15.66
7/12/2015 19:07	6.41	15.72
7/12/2015 19:37	6.52	15.82
7/12/2015 20:07	6.5	15.98
7/12/2015 20:37	6.49	16.06
7/12/2015 21:07	5.67	16.14
7/12/2015 21:37	5.18	16.2
7/12/2015 22:07	5.22	16.62

Deep Creek Hydroelectric Project - 2015 Dissolved Oxygen Data

Date Time	DO conc, mg/L	Temp, °C
7/12/2015 22:37	5.45	16.8
7/12/2015 23:07	5.55	16.78
7/12/2015 23:37	5.6	16.76
7/13/2015 0:07	5.62	16.76
7/13/2015 0:37	5.67	16.74
7/13/2015 1:07	5.61	16.74
7/13/2015 1:37	5.6	16.74
7/13/2015 2:07	5.61	16.74
7/13/2015 2:37	5.6	16.72
7/13/2015 3:07	5.59	16.7
7/13/2015 3:37	5.59	16.7
7/13/2015 4:07	5.43	16.42
7/13/2015 4:37	5.1	15.72
7/13/2015 5:07	4.84	15.04
7/13/2015 5:37	4.68	14.54
7/13/2015 6:07	4.53	14.2
7/13/2015 6:37	4.5	13.94
7/13/2015 7:07	4.49	13.78
7/13/2015 7:37	4.48	13.62
7/13/2015 8:07	4.49	13.46
7/13/2015 8:37	4.49	13.32
7/13/2015 9:07	4.44	13.18
7/13/2015 9:37	4.37	13.04
7/13/2015 10:07	4.33	12.9
7/13/2015 10:37	4.26	12.76
7/13/2015 11:07	3.48	12.1
7/13/2015 11:37	4.3	13.9
7/13/2015 12:07	4.29	14.22
7/13/2015 12:37	4.35	14.24
7/13/2015 13:07	4.33	14.22
7/13/2015 13:37	4.34	14.22
7/13/2015 14:07	5.81	14.18
7/13/2015 14:37	6.77	16.3
7/13/2015 15:07	6.8	16.46
7/13/2015 15:37	6.81	16.58
7/13/2015 16:07	6.85	16.72
7/13/2015 16:37	6.91	16.86
7/13/2015 17:07	6.89	16.9
7/13/2015 17:37	6.88	16.88
7/13/2015 18:07	6.84	16.82
7/13/2015 18:37	6.74	16.64
7/13/2015 19:07	6.77	16.68
7/13/2015 19:37	6.73	16.74
7/13/2015 20:07	6.78	16.8
7/13/2015 20:37	6.81	16.9
7/13/2015 21:07	6.85	17.02
7/13/2015 21:37	6.84	17.02
7/13/2015 22:07	6.84	16.98
7/13/2015 22:37	6.82	16.84
7/13/2015 23:07	6.71	16.76
7/13/2015 23:37	6.71	16.7
7/14/2015 0:07	6.75	16.66
7/14/2015 0:37	6.66	16.66

Deep Creek Hydroelectric Project - 2015 Dissolved Oxygen Data

Date Time	DO conc, mg/L	Temp, °C
7/14/2015 1:07	6.64	16.64
7/14/2015 1:37	6.63	16.52
7/14/2015 2:07	6.66	16.42
7/14/2015 2:37	6.64	16.36
7/14/2015 3:07	6.64	16.4
7/14/2015 3:37	6.73	16.52
7/14/2015 4:07	6.77	16.7
7/14/2015 4:37	6.74	16.74
7/14/2015 5:07	6.67	16.66
7/14/2015 5:37	6.66	16.52
7/14/2015 6:07	6.56	16.32
7/14/2015 6:37	6.48	16.16
7/14/2015 7:07	6.45	16.14
7/14/2015 7:37	6.53	16.22
7/14/2015 8:07	6.49	16.34
7/14/2015 8:37	6.54	16.42
7/14/2015 9:07	6.49	16.38
7/14/2015 9:37	6.37	16.18
7/14/2015 10:07	6.25	16.02
7/14/2015 10:37	6.22	15.9
7/14/2015 11:07	6.19	15.8
7/14/2015 11:37	6.2	15.78
7/14/2015 12:07	6.16	15.8
7/14/2015 12:37	6.27	15.88
7/14/2015 13:07	6.22	15.92
7/14/2015 13:37	6.27	15.98
7/14/2015 14:07	6.22	15.94
7/14/2015 14:37	6.19	15.88
7/14/2015 15:07	6.13	15.78
7/14/2015 15:37	6.17	15.64
7/14/2015 16:07	6.11	15.52
7/14/2015 16:37	6.04	15.46
7/14/2015 17:07	6.06	15.4
7/14/2015 17:37	6.13	15.56
7/14/2015 18:07	6.12	15.64
7/14/2015 18:37	6.12	15.6
7/14/2015 19:07	6.09	15.5
7/14/2015 19:37	5.97	15.44
7/14/2015 20:07	5.92	15.36
7/14/2015 20:37	5.99	15.58
7/14/2015 21:07	6.05	15.74
7/14/2015 21:37	6.06	15.78
7/14/2015 22:07	6.08	15.82
7/14/2015 22:37	6.06	15.84
7/14/2015 23:07	6.09	15.88
7/14/2015 23:37	6.1	15.88
7/15/2015 0:07	5.25	15.98
7/15/2015 0:37	4.64	16.02
7/15/2015 1:07	4.64	16.46
7/15/2015 1:37	4.89	16.68
7/15/2015 2:07	5	16.68
7/15/2015 2:37	5.1	16.64
7/15/2015 3:07	5.14	16.66

Deep Creek Hydroelectric Project - 2015 Dissolved Oxygen Data

Date Time	DO conc, mg/L	Temp, °C
7/15/2015 3:37	5.17	16.66
7/15/2015 4:07	5.18	16.64
7/15/2015 4:37	5.18	16.64
7/15/2015 5:07	5.29	16.64
7/15/2015 5:37	5.29	16.64
7/15/2015 6:07	5.21	16.64
7/15/2015 6:37	5.16	16.62
7/15/2015 7:07	5.11	16.54
7/15/2015 7:37	4.79	16.12
7/15/2015 8:07	4.56	15.52
7/15/2015 8:37	4.37	15.06
7/15/2015 9:07	4.29	14.7
7/15/2015 9:37	4.18	14.46
7/15/2015 10:07	4.16	14.24
7/15/2015 10:37	4.07	14.08
7/15/2015 11:07	4.09	13.94
7/15/2015 11:37	4.06	13.84
7/15/2015 12:07	3.97	13.7
7/15/2015 12:37	3.91	13.56
7/15/2015 13:07	4.69	12.46
7/15/2015 13:37	6.11	15.64
7/15/2015 14:07	6.15	15.9
7/15/2015 14:37	6.14	15.84
7/15/2015 15:07	6.16	15.9
7/15/2015 15:37	6.14	15.94
7/15/2015 16:07	6.11	15.94
7/15/2015 16:37	6.08	15.9
7/15/2015 17:07	6.05	15.9
7/15/2015 17:37	6.11	15.94
7/15/2015 18:07	6.09	15.9
7/15/2015 18:37	6.09	16.06
7/15/2015 19:07	6.15	16.02
7/15/2015 19:37	6.2	16.18
7/15/2015 20:07	6.21	16.24
7/15/2015 20:37	6.22	16.32
7/15/2015 21:07	5.59	16.36
7/15/2015 21:37	4.78	16.38
7/15/2015 22:07	4.68	16.76
7/15/2015 22:37	4.85	17.04
7/15/2015 23:07	4.95	17.12
7/15/2015 23:37	5.07	17.06
7/16/2015 0:07	5.13	17.02
7/16/2015 0:37	5.16	17.02
7/16/2015 1:07	5.16	17.02
7/16/2015 1:37	5.2	17
7/16/2015 2:07	5.21	17
7/16/2015 2:37	5.28	16.96
7/16/2015 3:07	5.26	16.96
7/16/2015 3:37	5.23	16.94
7/16/2015 4:07	5.14	16.84
7/16/2015 4:37	4.74	16.26
7/16/2015 5:07	4.4	15.64
7/16/2015 5:37	4.17	15.08

Deep Creek Hydroelectric Project - 2015 Dissolved Oxygen Data

Date Time	DO conc, mg/L	Temp, °C
7/16/2015 6:07	4.03	14.68
7/16/2015 6:37	3.96	14.42
7/16/2015 7:07	3.94	14.2
7/16/2015 7:37	3.94	14.06
7/16/2015 8:07	3.92	13.92
7/16/2015 8:37	3.87	13.76
7/16/2015 9:07	3.85	13.58
7/16/2015 9:37	3.8	13.44
7/16/2015 10:07	3.8	13.32
7/16/2015 10:37	3.75	13.18
7/16/2015 11:07	3.74	13.06
7/16/2015 11:37	3.7	12.96
7/16/2015 12:07	3.63	12.9
7/16/2015 12:37	3.62	12.9
7/16/2015 13:07	3.64	13.02
7/16/2015 13:37	3.64	13.16
7/16/2015 14:07	4.88	12.9
7/16/2015 14:37	6.2	15.94
7/16/2015 15:07	6.19	16.18
7/16/2015 15:37	6.23	16.22
7/16/2015 16:07	6.21	16.22
7/16/2015 16:37	6.2	16.22
7/16/2015 17:07	6.16	16.28
7/16/2015 17:37	6.13	16.24
7/16/2015 18:07	6.24	16.28
7/16/2015 18:37	6.21	16.22
7/16/2015 19:07	5.35	16.22
7/16/2015 19:37	4.75	16.26
7/16/2015 20:07	4.72	16.7
7/16/2015 20:37	4.89	16.92
7/16/2015 21:07	4.96	16.92
7/16/2015 21:37	5.03	16.88
7/16/2015 22:07	5.07	16.86
7/16/2015 22:37	5.06	16.84
7/16/2015 23:07	5.09	16.8
7/16/2015 23:37	5.09	16.78
7/17/2015 0:07	5.1	16.76
7/17/2015 0:37	5.09	16.76
7/17/2015 1:07	5.1	16.74
7/17/2015 1:37	5.09	16.72
7/17/2015 2:07	5.02	16.62
7/17/2015 2:37	4.68	16.06
7/17/2015 3:07	4.36	15.42
7/17/2015 3:37	4.14	14.9
7/17/2015 4:07	3.97	14.54
7/17/2015 4:37	3.84	14.26
7/17/2015 5:07	3.76	14.04
7/17/2015 5:37	3.71	13.9
7/17/2015 6:07	3.65	13.8
7/17/2015 6:37	3.6	13.7
7/17/2015 7:07	3.54	13.56
7/17/2015 7:37	3.5	13.4
7/17/2015 8:07	3.51	13.24

Deep Creek Hydroelectric Project - 2015 Dissolved Oxygen Data

Date Time	DO conc, mg/L	Temp, °C
7/17/2015 8:37	3.5	13.12
7/17/2015 9:07	3.53	13.02
7/17/2015 9:37	3.69	12.98
7/17/2015 10:07	3.78	12.98
7/17/2015 10:37	3.79	13.02
7/17/2015 11:07	4.61	12.34
7/17/2015 11:37	6.36	16.66
7/17/2015 12:07	6.42	17
7/17/2015 12:37	6.42	17.04
7/17/2015 13:07	6.39	17.04
7/17/2015 13:37	6.39	17
7/17/2015 14:07	6.39	16.9
7/17/2015 14:37	6.3	16.76
7/17/2015 15:07	6.24	16.66
7/17/2015 15:37	6.26	16.64
7/17/2015 16:07	6.27	16.56
7/17/2015 16:37	6.22	16.58
7/17/2015 17:07	6.21	16.5
7/17/2015 17:37	6.15	16.36
7/17/2015 18:07	5.03	16.3
7/17/2015 18:37	4.69	16.42
7/17/2015 19:07	4.77	16.88
7/17/2015 19:37	4.92	17.02
7/17/2015 20:07	4.99	17.02
7/17/2015 20:37	4.99	17.02
7/17/2015 21:07	4.98	16.98
7/17/2015 21:37	4.95	16.96
7/17/2015 22:07	4.93	16.92
7/17/2015 22:37	4.93	16.9
7/17/2015 23:07	4.92	16.86
7/17/2015 23:37	4.92	16.86
7/18/2015 0:07	4.9	16.84
7/18/2015 0:37	4.9	16.82
7/18/2015 1:07	4.69	16.54
7/18/2015 1:37	4.35	15.84
7/18/2015 2:07	4.09	15.2
7/18/2015 2:37	3.9	14.74
7/18/2015 3:07	3.76	14.42
7/18/2015 3:37	3.68	14.2
7/18/2015 4:07	3.61	14.06
7/18/2015 4:37	3.53	13.92
7/18/2015 5:07	3.48	13.76
7/18/2015 5:37	3.41	13.6
7/18/2015 6:07	3.59	13.44
7/18/2015 6:37	3.85	13.46
7/18/2015 7:07	3.41	13.26
7/18/2015 7:37	3.28	13.12
7/18/2015 8:07	3.27	13
7/18/2015 8:37	3.32	12.92
7/18/2015 9:07	3.47	12.9
7/18/2015 9:37	3.49	12.88
7/18/2015 10:07	3.49	12.86
7/18/2015 10:37	3.42	12.82

Deep Creek Hydroelectric Project - 2015 Dissolved Oxygen Data

Date Time	DO conc, mg/L	Temp, °C
7/18/2015 11:07	2.69	12.32
7/18/2015 11:37	3.54	14.06
7/18/2015 12:07	3.54	14.34
7/18/2015 12:37	3.51	14.32
7/18/2015 13:07	3.48	14.2
7/18/2015 13:37	3.47	14.32
7/18/2015 14:07	3.3	14.38
7/18/2015 14:37	3.43	14.8
7/18/2015 15:07	3.78	15.32
7/18/2015 15:37	4.01	15.56
7/18/2015 16:07	4.11	15.64
7/18/2015 16:37	4.09	15.54
7/18/2015 17:07	4.01	15.4
7/18/2015 17:37	3.92	15.3
7/18/2015 18:07	3.91	15.18
7/18/2015 18:37	3.85	15.14
7/18/2015 19:07	3.81	15.08
7/18/2015 19:37	3.78	15.02
7/18/2015 20:07	3.75	14.96
7/18/2015 20:37	3.72	14.92
7/18/2015 21:07	3.71	14.88
7/18/2015 21:37	3.69	14.84
7/18/2015 22:07	3.58	14.68
7/18/2015 22:37	3.41	14.32
7/18/2015 23:07	3.28	14
7/18/2015 23:37	3.18	13.72
7/19/2015 0:07	3.07	13.44
7/19/2015 0:37	2.99	13.24
7/19/2015 1:07	2.97	13.06
7/19/2015 1:37	2.98	12.92
7/19/2015 2:07	2.98	12.82
7/19/2015 2:37	2.97	12.78
7/19/2015 3:07	2.94	12.76
7/19/2015 3:37	2.95	12.78
7/19/2015 4:07	2.94	12.78
7/19/2015 4:37	2.94	12.76
7/19/2015 5:07	2.96	12.72
7/19/2015 5:37	2.97	12.7
7/19/2015 6:07	2.97	12.7
7/19/2015 6:37	2.98	12.68
7/19/2015 7:07	3.05	12.62
7/19/2015 7:37	3.1	12.62
7/19/2015 8:07	3.14	12.66
7/19/2015 8:37	3.15	12.7
7/19/2015 9:07	3.16	12.68
7/19/2015 9:37	3.2	12.7
7/19/2015 10:07	3.22	12.74
7/19/2015 10:37	3.25	12.78
7/19/2015 11:07	3.3	12.82
7/19/2015 11:37	3.35	12.8
7/19/2015 12:07	3.35	12.84
7/19/2015 12:37	3.4	12.92
7/19/2015 13:07	3.42	12.96

Deep Creek Hydroelectric Project - 2015 Dissolved Oxygen Data

Date Time	DO conc, mg/L	Temp, °C
7/19/2015 13:37	3.45	13.1
7/19/2015 14:07	3.42	13.12
7/19/2015 14:37	3.39	13.1
7/19/2015 15:07	3.42	13.16
7/19/2015 15:37	3.36	13.12
7/19/2015 16:07	3.36	13.06
7/19/2015 16:37	3.41	13
7/19/2015 17:07	3.38	12.94
7/19/2015 17:37	3.37	12.86
7/19/2015 18:07	3.36	12.78
7/19/2015 18:37	3.35	12.68
7/19/2015 19:07	3.31	12.62
7/19/2015 19:37	3.26	12.56
7/19/2015 20:07	3.16	12.5
7/19/2015 20:37	3.08	12.48
7/19/2015 21:07	3.03	12.48
7/19/2015 21:37	2.99	12.48
7/19/2015 22:07	2.97	12.5
7/19/2015 22:37	2.94	12.52
7/19/2015 23:07	2.92	12.52
7/19/2015 23:37	2.94	12.48
7/20/2015 0:07	2.97	12.4
7/20/2015 0:37	2.95	12.36
7/20/2015 1:07	2.94	12.34
7/20/2015 1:37	2.92	12.32
7/20/2015 2:07	2.94	12.32
7/20/2015 2:37	2.96	12.34
7/20/2015 3:07	2.94	12.38
7/20/2015 3:37	2.93	12.42
7/20/2015 4:07	2.94	12.42
7/20/2015 4:37	2.95	12.38
7/20/2015 5:07	2.97	12.32
7/20/2015 5:37	2.98	12.3
7/20/2015 6:07	2.96	12.32
7/20/2015 6:37	2.96	12.36
7/20/2015 7:07	2.97	12.42
7/20/2015 7:37	2.95	12.5
7/20/2015 8:07	2.98	12.54
7/20/2015 8:37	3.07	12.52
7/20/2015 9:07	3.08	12.5
7/20/2015 9:37	3.07	12.52
7/20/2015 10:07	3.07	12.56
7/20/2015 10:37	3.13	12.6
7/20/2015 11:07	4.22	12.28
7/20/2015 11:37	5.81	16.1
7/20/2015 12:07	5.82	16.34
7/20/2015 12:37	5.84	16.26
7/20/2015 13:07	5.8	16.24
7/20/2015 13:37	5.77	16.3
7/20/2015 14:07	4.93	16.38
7/20/2015 14:37	4.37	16.82
7/20/2015 15:07	5.66	16.58
7/20/2015 15:37	5.84	16.42

Deep Creek Hydroelectric Project - 2015 Dissolved Oxygen Data

Date Time	DO conc, mg/L	Temp, °C
7/20/2015 16:07	5.83	16.52
7/20/2015 16:37	5.8	16.36
7/20/2015 17:07	5.79	16.32
7/20/2015 17:37	5.81	16.3
7/20/2015 18:07	4.9	16.42
7/20/2015 18:37	4.34	16.58
7/20/2015 19:07	4.56	17.04
7/20/2015 19:37	4.78	17.14
7/20/2015 20:07	4.83	17.1
7/20/2015 20:37	4.85	17.06
7/20/2015 21:07	4.78	17.04
7/20/2015 21:37	4.77	17.02
7/20/2015 22:07	4.74	17
7/20/2015 22:37	4.79	16.98
7/20/2015 23:07	4.79	16.96
7/20/2015 23:37	4.74	16.94
7/21/2015 0:07	4.74	16.9
7/21/2015 0:37	4.74	16.88
7/21/2015 1:07	4.57	16.62
7/21/2015 1:37	4.24	15.96
7/21/2015 2:07	3.86	15.3
7/21/2015 2:37	3.68	14.8
7/21/2015 3:07	3.57	14.44
7/21/2015 3:37	3.46	14.2
7/21/2015 4:07	3.4	14.02
7/21/2015 4:37	3.35	13.82
7/21/2015 5:07	3.37	13.68
7/21/2015 5:37	3.32	13.56
7/21/2015 6:07	3.21	13.44
7/21/2015 6:37	3.17	13.3
7/21/2015 7:07	3.1	13.14
7/21/2015 7:37	3.14	13.02
7/21/2015 8:07	3.3	12.94
7/21/2015 8:37	3.11	12.94
7/21/2015 9:07	3.04	12.92
7/21/2015 9:37	3.14	12.96
7/21/2015 10:07	3.11	12.94
7/21/2015 10:37	3.15	12.94
7/21/2015 11:07	3.08	12.9
7/21/2015 11:37	3.13	12.9
7/21/2015 12:07	3.18	12.96
7/21/2015 12:37	3.21	13.02
7/21/2015 13:07	3.21	13.08
7/21/2015 13:37	3.27	13.26
7/21/2015 14:07	3.26	13.32
7/21/2015 14:37	3.27	13.32
7/21/2015 15:07	4.13	12.52
7/21/2015 15:37	5.68	16.04
7/21/2015 16:07	5.79	16.32
7/21/2015 16:37	5.7	16.26
7/21/2015 17:07	5.79	16.34
7/21/2015 17:37	5.83	16.48
7/21/2015 18:07	4.77	16.64

Deep Creek Hydroelectric Project - 2015 Dissolved Oxygen Data

Date Time	DO conc, mg/L	Temp, °C
7/21/2015 18:37	4.29	16.76
7/21/2015 19:07	4.41	17.2
7/21/2015 19:37	4.64	17.34
7/21/2015 20:07	4.72	17.26
7/21/2015 20:37	4.72	17.22
7/21/2015 21:07	4.69	17.2
7/21/2015 21:37	4.68	17.2
7/21/2015 22:07	4.69	17.18
7/21/2015 22:37	4.69	17.16
7/21/2015 23:07	4.7	17.12
7/21/2015 23:37	4.67	17.1
7/22/2015 0:07	4.66	17.08
7/22/2015 0:37	4.68	17.04
7/22/2015 1:07	4.4	16.74
7/22/2015 1:37	4.01	16.04
7/22/2015 2:07	3.7	15.34
7/22/2015 2:37	3.5	14.86
7/22/2015 3:07	3.39	14.5
7/22/2015 3:37	3.3	14.24
7/22/2015 4:07	3.21	14.02
7/22/2015 4:37	3.16	13.86
7/22/2015 5:07	3.15	13.68
7/22/2015 5:37	3.09	13.54
7/22/2015 6:07	3.06	13.42
7/22/2015 6:37	3.03	13.34
7/22/2015 7:07	2.98	13.24
7/22/2015 7:37	2.95	13.14
7/22/2015 8:07	2.92	13.06
7/22/2015 8:37	2.93	13
7/22/2015 9:07	2.96	12.92
7/22/2015 9:37	2.99	12.86
7/22/2015 10:07	3.03	12.82
7/22/2015 10:37	3.05	12.78
7/22/2015 11:07	3.14	12.74
7/22/2015 11:37	3.21	12.76
7/22/2015 12:07	3.25	12.82
7/22/2015 12:37	3.2	12.88
7/22/2015 13:07	3.21	12.98
7/22/2015 13:37	3.26	13.14
7/22/2015 14:07	3.18	13.12
7/22/2015 14:37	3.18	13.16
7/22/2015 15:07	6.73	12.42
7/22/2015 15:37	7.39	15.38
7/22/2015 16:07	7.37	15.86
7/22/2015 16:37	7.37	15.96
7/22/2015 17:07	7.44	16.02
7/22/2015 17:37	7.43	16.1
7/22/2015 18:07	7.21	16.04
7/22/2015 18:37	4.08	16.16
7/22/2015 19:07	4.05	16.54
7/22/2015 19:37	4.22	16.72
7/22/2015 20:07	4.3	16.72
7/22/2015 20:37	4.3	16.68

Deep Creek Hydroelectric Project - 2015 Dissolved Oxygen Data

Date Time	DO conc, mg/L	Temp, °C
7/22/2015 21:07	4.33	16.64
7/22/2015 21:37	4.31	16.64
7/22/2015 22:07	4.29	16.6
7/22/2015 22:37	4.29	16.56
7/22/2015 23:07	4.28	16.52
7/22/2015 23:37	4.26	16.5
7/23/2015 0:07	4.27	16.48
7/23/2015 0:37	4.25	16.46
7/23/2015 1:07	4.16	16.36
7/23/2015 1:37	3.85	15.84
7/23/2015 2:07	3.58	15.2
7/23/2015 2:37	3.41	14.7
7/23/2015 3:07	3.3	14.34
7/23/2015 3:37	3.25	14.12
7/23/2015 4:07	3.16	13.92
7/23/2015 4:37	3.09	13.76
7/23/2015 5:07	3.04	13.58
7/23/2015 5:37	2.97	13.4
7/23/2015 6:07	2.91	13.24
7/23/2015 6:37	2.85	13.1
7/23/2015 7:07	2.86	13.06
7/23/2015 7:37	2.93	13.02
7/23/2015 8:07	3	13
7/23/2015 8:37	3.04	12.98
7/23/2015 9:07	3.07	12.94
7/23/2015 9:37	3.07	12.9
7/23/2015 10:07	3.11	12.94
7/23/2015 10:37	3.19	12.96
7/23/2015 11:07	3.18	12.96
7/23/2015 11:37	3.11	12.96
7/23/2015 12:07	3.14	13.06
7/23/2015 12:37	3.14	13.14
7/23/2015 13:07	3.21	13.26
7/23/2015 13:37	3.21	13.28
7/23/2015 14:07	6.74	12.72
7/23/2015 14:37	7.46	16.54
7/23/2015 15:07	7.46	16.84
7/23/2015 15:37	7.53	16.82
7/23/2015 16:07	7.53	16.8
7/23/2015 16:37	7.47	16.7
7/23/2015 17:07	7.51	16.7
7/23/2015 17:37	7.51	16.74
7/23/2015 18:07	7.35	16.74
7/23/2015 18:37	4.31	16.86
7/23/2015 19:07	4.22	17.24
7/23/2015 19:37	4.37	17.42
7/23/2015 20:07	4.41	17.44
7/23/2015 20:37	4.45	17.38
7/23/2015 21:07	4.48	17.34
7/23/2015 21:37	4.48	17.28
7/23/2015 22:07	4.49	17.26
7/23/2015 22:37	4.48	17.24
7/23/2015 23:07	4.51	17.22

Deep Creek Hydroelectric Project - 2015 Dissolved Oxygen Data

Date Time	DO conc, mg/L	Temp, °C
7/23/2015 23:37	4.49	17.18
7/24/2015 0:07	4.5	17.14
7/24/2015 0:37	4.48	17.1
7/24/2015 1:07	4.2	16.74
7/24/2015 1:37	3.86	16
7/24/2015 2:07	3.62	15.36
7/24/2015 2:37	3.45	14.92
7/24/2015 3:07	3.29	14.56
7/24/2015 3:37	3.22	14.3
7/24/2015 4:07	3.14	14.08
7/24/2015 4:37	3.1	13.9
7/24/2015 5:07	3.07	13.74
7/24/2015 5:37	3.04	13.6
7/24/2015 6:07	3.02	13.5
7/24/2015 6:37	2.95	13.4
7/24/2015 7:07	2.93	13.28
7/24/2015 7:37	2.91	13.12
7/24/2015 8:07	2.89	12.96
7/24/2015 8:37	2.93	12.82
7/24/2015 9:07	2.93	12.72
7/24/2015 9:37	2.96	12.68
7/24/2015 10:07	2.96	12.66
7/24/2015 10:37	2.98	12.68
7/24/2015 11:07	6.71	12.42
7/24/2015 11:37	7.46	16.46
7/24/2015 12:07	7.48	16.76
7/24/2015 12:37	7.47	16.64
7/24/2015 13:07	7.47	16.58
7/24/2015 13:37	7.44	16.42
7/24/2015 14:07	6.97	16.32
7/24/2015 14:37	4.17	16.56
7/24/2015 15:07	4.26	17.08
7/24/2015 15:37	4.47	17.38
7/24/2015 16:07	4.6	17.44
7/24/2015 16:37	4.48	17.28
7/24/2015 17:07	4.44	17.14
7/24/2015 17:37	4.51	17.04
7/24/2015 18:07	4.48	16.96
7/24/2015 18:37	4.47	16.88
7/24/2015 19:07	4.4	16.82
7/24/2015 19:37	4.35	16.78
7/24/2015 20:07	4.3	16.76
7/24/2015 20:37	4.25	16.72
7/24/2015 21:07	3.98	16.48
7/24/2015 21:37	3.61	15.82
7/24/2015 22:07	3.37	15.16
7/24/2015 22:37	3.24	14.72
7/24/2015 23:07	3.14	14.4
7/24/2015 23:37	3.06	14.14
7/25/2015 0:07	3.02	13.94
7/25/2015 0:37	2.96	13.82
7/25/2015 1:07	2.91	13.7
7/25/2015 1:37	2.83	13.56

Deep Creek Hydroelectric Project - 2015 Dissolved Oxygen Data

Date Time	DO conc, mg/L	Temp, °C
7/25/2015 2:07	2.76	13.4
7/25/2015 2:37	2.71	13.22
7/25/2015 3:07	2.63	13.04
7/25/2015 3:37	2.63	12.92
7/25/2015 4:07	2.61	12.82
7/25/2015 4:37	2.61	12.74
7/25/2015 5:07	2.63	12.68
7/25/2015 5:37	2.62	12.68
7/25/2015 6:07	2.59	12.72
7/25/2015 6:37	2.61	12.74
7/25/2015 7:07	2.64	12.72
7/25/2015 7:37	2.72	12.7
7/25/2015 8:07	2.73	12.7
7/25/2015 8:37	2.77	12.74
7/25/2015 9:07	2.77	12.74
7/25/2015 9:37	2.78	12.74
7/25/2015 10:07	6.69	12.42
7/25/2015 10:37	7.31	16.16
7/25/2015 11:07	7.31	16.52
7/25/2015 11:37	7.29	16.46
7/25/2015 12:07	7.33	16.48
7/25/2015 12:37	7.35	16.42
7/25/2015 13:07	7.31	16.36
7/25/2015 13:37	7.33	16.3
7/25/2015 14:07	7.33	16.26
7/25/2015 14:37	7.33	16.32
7/25/2015 15:07	7.33	16.3
7/25/2015 15:37	7.3	16.32
7/25/2015 16:07	6.82	16.28
7/25/2015 16:37	3.84	16.58
7/25/2015 17:07	3.93	16.92
7/25/2015 17:37	4.09	17.06
7/25/2015 18:07	4.13	17.1
7/25/2015 18:37	4.12	17.08
7/25/2015 19:07	4.12	17.04
7/25/2015 19:37	4.08	17
7/25/2015 20:07	4	16.96
7/25/2015 20:37	3.97	16.92
7/25/2015 21:07	4.01	16.86
7/25/2015 21:37	4.01	16.82
7/25/2015 22:07	4.02	16.8
7/25/2015 22:37	4.03	16.78
7/25/2015 23:07	3.86	16.58
7/25/2015 23:37	3.49	15.98
7/26/2015 0:07	3.2	15.28
7/26/2015 0:37	3.05	14.76
7/26/2015 1:07	2.96	14.42
7/26/2015 1:37	2.87	14.18
7/26/2015 2:07	2.84	14
7/26/2015 2:37	2.78	13.88
7/26/2015 3:07	2.73	13.74
7/26/2015 3:37	2.67	13.62
7/26/2015 4:07	2.61	13.48

Deep Creek Hydroelectric Project - 2015 Dissolved Oxygen Data

Date Time	DO conc, mg/L	Temp, °C
7/26/2015 4:37	2.55	13.34
7/26/2015 5:07	2.52	13.2
7/26/2015 5:37	2.49	13.12
7/26/2015 6:07	2.5	13.08
7/26/2015 6:37	2.53	13.1
7/26/2015 7:07	2.59	13.14
7/26/2015 7:37	2.63	13.16
7/26/2015 8:07	2.71	13.16
7/26/2015 8:37	2.75	13.16
7/26/2015 9:07	2.81	13.16
7/26/2015 9:37	2.85	13.18
7/26/2015 10:07	2.89	13.24
7/26/2015 10:37	2.95	13.28
7/26/2015 11:07	2.98	13.3
7/26/2015 11:37	3.04	13.3
7/26/2015 12:07	3.07	13.3
7/26/2015 12:37	3.1	13.28
7/26/2015 13:07	3.24	13.38
7/26/2015 13:37	3.24	13.48
7/26/2015 14:07	3.24	13.52
7/26/2015 14:37	8.08	13.28
7/26/2015 15:07	7.39	16.38
7/26/2015 15:37	7.34	16.46
7/26/2015 16:07	6.9	16.42
7/26/2015 16:37	3.95	16.7
7/26/2015 17:07	4.16	17.08
7/26/2015 17:37	4.42	17.22
7/26/2015 18:07	4.47	17.16
7/26/2015 18:37	4.45	17.08
7/26/2015 19:07	4.34	17
7/26/2015 19:37	4.31	16.98
7/26/2015 20:07	4.25	16.94
7/26/2015 20:37	4.19	16.9
7/26/2015 21:07	4.16	16.86
7/26/2015 21:37	4.16	16.84
7/26/2015 22:07	4.15	16.82
7/26/2015 22:37	4.14	16.8
7/26/2015 23:07	3.9	16.52
7/26/2015 23:37	3.48	15.82
7/27/2015 0:07	3.2	15.1
7/27/2015 0:37	3.06	14.58
7/27/2015 1:07	2.99	14.26
7/27/2015 1:37	2.95	14.06
7/27/2015 2:07	2.89	13.92
7/27/2015 2:37	2.83	13.8
7/27/2015 3:07	2.75	13.64
7/27/2015 3:37	2.72	13.48
7/27/2015 4:07	2.65	13.34
7/27/2015 4:37	2.56	13.2
7/27/2015 5:07	2.49	13.1
7/27/2015 5:37	2.42	13
7/27/2015 6:07	2.41	12.94
7/27/2015 6:37	2.42	12.88

Deep Creek Hydroelectric Project - 2015 Dissolved Oxygen Data

Date Time	DO conc, mg/L	Temp, °C
7/27/2015 7:07	2.44	12.82
7/27/2015 7:37	2.53	12.78
7/27/2015 8:07	2.59	12.76
7/27/2015 8:37	2.6	12.76
7/27/2015 9:07	2.63	12.78
7/27/2015 9:37	2.66	12.8
7/27/2015 10:07	2.76	12.86
7/27/2015 10:37	2.83	12.9
7/27/2015 11:07	6.55	12.5
7/27/2015 11:37	7.33	16.38
7/27/2015 12:07	7.28	16.6
7/27/2015 12:37	7.26	16.44
7/27/2015 13:07	7.26	16.4
7/27/2015 13:37	7.26	16.34
7/27/2015 14:07	6.15	16.24
7/27/2015 14:37	3.72	16.7
7/27/2015 15:07	4.09	17.36
7/27/2015 15:37	4.37	17.62
7/27/2015 16:07	4.35	17.56
7/27/2015 16:37	4.35	17.34
7/27/2015 17:07	4.37	17.18
7/27/2015 17:37	4.36	17.1
7/27/2015 18:07	4.31	17.04
7/27/2015 18:37	4.23	16.98
7/27/2015 19:07	4.17	16.92
7/27/2015 19:37	4.11	16.88
7/27/2015 20:07	4.06	16.86
7/27/2015 20:37	4	16.82
7/27/2015 21:07	3.78	16.68
7/27/2015 21:37	3.38	16.1
7/27/2015 22:07	3.08	15.4
7/27/2015 22:37	2.89	14.88
7/27/2015 23:07	2.81	14.5
7/27/2015 23:37	2.76	14.22
7/28/2015 0:07	2.71	14.04
7/28/2015 0:37	2.69	13.88
7/28/2015 1:07	2.65	13.76
7/28/2015 1:37	2.6	13.64
7/28/2015 2:07	2.53	13.52
7/28/2015 2:37	2.44	13.4
7/28/2015 3:07	2.39	13.3
7/28/2015 3:37	2.33	13.2
7/28/2015 4:07	2.36	13.1
7/28/2015 4:37	2.36	13.02
7/28/2015 5:07	2.33	12.98
7/28/2015 5:37	2.33	13
7/28/2015 6:07	2.32	13
7/28/2015 6:37	2.36	12.98
7/28/2015 7:07	2.4	12.98
7/28/2015 7:37	2.47	12.98
7/28/2015 8:07	2.54	12.98
7/28/2015 8:37	2.63	12.96
7/28/2015 9:07	2.72	12.94

Deep Creek Hydroelectric Project - 2015 Dissolved Oxygen Data

Date Time	DO conc, mg/L	Temp, °C
7/28/2015 9:37	2.84	12.96
7/28/2015 10:07	2.87	13
7/28/2015 10:37	2.87	13
7/28/2015 11:07	2.91	12.96
7/28/2015 11:37	2.93	12.88
7/28/2015 12:07	2.95	12.94
7/28/2015 12:37	6.49	12.56
7/28/2015 13:07	7.23	16.4
7/28/2015 13:37	7.19	16.72
7/28/2015 14:07	7.24	16.74
7/28/2015 14:37	6.98	16.78
7/28/2015 15:07	3.84	17.28
7/28/2015 15:37	4.06	17.84
7/28/2015 16:07	4.28	17.94
7/28/2015 16:37	4.27	17.76
7/28/2015 17:07	4.27	17.58
7/28/2015 17:37	4.31	17.5
7/28/2015 18:07	4.33	17.44
7/28/2015 18:37	4.3	17.4
7/28/2015 19:07	4.27	17.34
7/28/2015 19:37	4.25	17.32
7/28/2015 20:07	4.19	17.3
7/28/2015 20:37	4.06	17.26
7/28/2015 21:07	4.02	17.22
7/28/2015 21:37	3.74	16.9
7/28/2015 22:07	3.32	16.14
7/28/2015 22:37	3.02	15.4
7/28/2015 23:07	2.84	14.84
7/28/2015 23:37	2.75	14.48
7/29/2015 0:07	2.7	14.24
7/29/2015 0:37	2.64	14.1
7/29/2015 1:07	2.58	13.98
7/29/2015 1:37	2.53	13.88
7/29/2015 2:07	2.51	13.78
7/29/2015 2:37	2.42	13.7
7/29/2015 3:07	2.36	13.6
7/29/2015 3:37	2.29	13.5
7/29/2015 4:07	2.22	13.36
7/29/2015 4:37	2.17	13.24
7/29/2015 5:07	2.11	13.16
7/29/2015 5:37	2.12	13.08
7/29/2015 6:07	2.12	13.06
7/29/2015 6:37	2.14	13.06
7/29/2015 7:07	2.18	13.06
7/29/2015 7:37	2.22	13.04
7/29/2015 8:07	2.26	13.06
7/29/2015 8:37	2.33	13.06
7/29/2015 9:07	2.4	13.06
7/29/2015 9:37	2.45	13.06
7/29/2015 10:07	2.53	13.1
7/29/2015 10:37	2.52	13.08
7/29/2015 11:07	2.64	13.1
7/29/2015 11:37	2.69	13.08

Deep Creek Hydroelectric Project - 2015 Dissolved Oxygen Data

Date Time	DO conc, mg/L	Temp, °C
7/29/2015 12:07	2.72	13.12
7/29/2015 12:37	6.43	12.6
7/29/2015 13:07	7.24	16.22
7/29/2015 13:37	7.13	16.38
7/29/2015 14:07	7.13	16.3
7/29/2015 14:37	6.55	16.36
7/29/2015 15:07	3.41	16.62
7/29/2015 15:37	3.48	16.96
7/29/2015 16:07	3.91	17.28
7/29/2015 16:37	4.04	17.32
7/29/2015 17:07	4.05	17.28
7/29/2015 17:37	4	17.22
7/29/2015 18:07	3.93	17.16
7/29/2015 18:37	3.84	17.08
7/29/2015 19:07	3.81	17
7/29/2015 19:37	3.86	16.96
7/29/2015 20:07	3.81	16.92
7/29/2015 20:37	3.7	16.88
7/29/2015 21:07	3.71	16.84
7/29/2015 21:37	3.47	16.62
7/29/2015 22:07	3.08	15.96
7/29/2015 22:37	2.78	15.28
7/29/2015 23:07	2.63	14.74
7/29/2015 23:37	2.54	14.36
7/30/2015 0:07	2.5	14.1
7/30/2015 0:37	2.47	13.94
7/30/2015 1:07	2.4	13.78
7/30/2015 1:37	2.34	13.6
7/30/2015 2:07	2.43	13.46
7/30/2015 2:37	2.42	13.3
7/30/2015 3:07	2.25	13.16
7/30/2015 3:37	2.15	13.02
7/30/2015 4:07	2.08	12.92
7/30/2015 4:37	2.06	12.9
7/30/2015 5:07	2.06	12.88
7/30/2015 5:37	2.08	12.86
7/30/2015 6:07	2.07	12.82
7/30/2015 6:37	2.08	12.8
7/30/2015 7:07	2.08	12.76
7/30/2015 7:37	2.11	12.74
7/30/2015 8:07	2.19	12.72
7/30/2015 8:37	2.17	12.66
7/30/2015 9:07	2.17	12.62
7/30/2015 9:37	2.26	12.62
7/30/2015 10:07	2.23	12.68
7/30/2015 10:37	2.23	12.74
7/30/2015 11:07	2.4	12.86
7/30/2015 11:37	2.45	12.92
7/30/2015 12:07	2.5	13.06
7/30/2015 12:37	7.23	12.74
7/30/2015 13:07	7	16.04
7/30/2015 13:37	6.75	16.12
7/30/2015 14:07	3.24	16.6

Deep Creek Hydroelectric Project - 2015 Dissolved Oxygen Data

Date Time	DO conc, mg/L	Temp, °C
7/30/2015 14:37	3.38	17.2
7/30/2015 15:07	3.69	17.5
7/30/2015 15:37	3.76	17.44
7/30/2015 16:07	3.71	17.3
7/30/2015 16:37	3.61	17.12
7/30/2015 17:07	3.53	16.94
7/30/2015 17:37	3.54	16.8
7/30/2015 18:07	3.53	16.72
7/30/2015 18:37	3.49	16.66
7/30/2015 19:07	3.45	16.62
7/30/2015 19:37	3.42	16.56
7/30/2015 20:07	3.38	16.52
7/30/2015 20:37	3.28	16.44
7/30/2015 21:07	2.99	16
7/30/2015 21:37	2.72	15.36
7/30/2015 22:07	2.56	14.82
7/30/2015 22:37	2.47	14.42
7/30/2015 23:07	2.44	14.14
7/30/2015 23:37	2.37	13.94
7/31/2015 0:07	2.36	13.78
7/31/2015 0:37	2.31	13.58
7/31/2015 1:07	2.25	13.42
7/31/2015 1:37	2.21	13.26
7/31/2015 2:07	2.17	13.08
7/31/2015 2:37	2.11	12.92
7/31/2015 3:07	2.11	12.76
7/31/2015 3:37	2.1	12.66
7/31/2015 4:07	2.08	12.62
7/31/2015 4:37	2.07	12.64
7/31/2015 5:07	2.05	12.66
7/31/2015 5:37	2.06	12.68
7/31/2015 6:07	2.09	12.62
7/31/2015 6:37	2.07	12.56
7/31/2015 7:07	2.08	12.52
7/31/2015 7:37	2.08	12.5
7/31/2015 8:07	2.11	12.52
7/31/2015 8:37	2.14	12.58
7/31/2015 9:07	2.16	12.66
7/31/2015 9:37	2.21	12.7
7/31/2015 10:07	2.23	12.76
7/31/2015 10:37	2.23	12.82
7/31/2015 11:07	6.46	12.8
7/31/2015 11:37	7	16.22
7/31/2015 12:07	6.93	16.54
7/31/2015 12:37	6.95	16.38
7/31/2015 13:07	6.93	16.5
7/31/2015 13:37	6.92	16.4
7/31/2015 14:07	6.04	16.52
7/31/2015 14:37	3.21	16.82
7/31/2015 15:07	3.2	17.42
7/31/2015 15:37	3.59	17.74
7/31/2015 16:07	3.65	17.72
7/31/2015 16:37	3.57	17.52

Deep Creek Hydroelectric Project - 2015 Dissolved Oxygen Data

Date Time	DO conc, mg/L	Temp, °C
7/31/2015 17:07	3.5	17.42
7/31/2015 17:37	3.41	17.34
7/31/2015 18:07	3.38	17.26
7/31/2015 18:37	3.35	17.22
7/31/2015 19:07	3.31	17.18
7/31/2015 19:37	3.29	17.14
7/31/2015 20:07	3.22	17.12
7/31/2015 20:37	3.16	17.1
7/31/2015 21:07	2.91	16.86
7/31/2015 21:37	2.55	16.24
7/31/2015 22:07	2.31	15.56
7/31/2015 22:37	2.18	15.04
7/31/2015 23:07	2.14	14.68
7/31/2015 23:37	2.09	14.46
8/1/2015 0:07	2.06	14.28
8/1/2015 0:37	2.04	14.1
8/1/2015 1:07	1.99	13.96
8/1/2015 1:37	1.97	13.78
8/1/2015 2:07	1.93	13.62
8/1/2015 2:37	1.88	13.44
8/1/2015 3:07	1.88	13.3
8/1/2015 3:37	1.88	13.16
8/1/2015 4:07	1.9	13.06
8/1/2015 4:37	1.9	12.96
8/1/2015 5:07	1.92	12.86
8/1/2015 5:37	1.94	12.8
8/1/2015 6:07	1.95	12.72
8/1/2015 6:37	1.98	12.66
8/1/2015 7:07	2.04	12.64
8/1/2015 7:37	2.08	12.66
8/1/2015 8:07	2.11	12.72
8/1/2015 8:37	2.12	12.84
8/1/2015 9:07	2.11	12.92
8/1/2015 9:37	2.12	12.98
8/1/2015 10:07	2.16	13.02
8/1/2015 10:37	2.26	13.04
8/1/2015 11:07	6.34	12.78
8/1/2015 11:37	7.07	16.46
8/1/2015 12:07	7.01	16.82
8/1/2015 12:37	6.98	16.74
8/1/2015 13:07	7.01	16.82
8/1/2015 13:37	6.98	16.88
8/1/2015 14:07	7	16.88
8/1/2015 14:37	3.73	17.08
8/1/2015 15:07	3.41	17.78
8/1/2015 15:37	3.75	18.2
8/1/2015 16:07	3.9	18.22
8/1/2015 16:37	3.82	17.92
8/1/2015 17:07	3.82	17.7
8/1/2015 17:37	3.78	17.6
8/1/2015 18:07	3.76	17.56
8/1/2015 18:37	3.64	17.48
8/1/2015 19:07	3.59	17.42

Deep Creek Hydroelectric Project - 2015 Dissolved Oxygen Data

Date Time	DO conc, mg/L	Temp, °C
8/1/2015 19:37	3.57	17.38
8/1/2015 20:07	3.51	17.34
8/1/2015 20:37	3.47	17.3
8/1/2015 21:07	3.4	17.2
8/1/2015 21:37	2.98	16.64
8/1/2015 22:07	2.65	15.9
8/1/2015 22:37	2.48	15.3
8/1/2015 23:07	2.4	14.9
8/1/2015 23:37	2.32	14.62
8/2/2015 0:07	2.27	14.38
8/2/2015 0:37	2.22	14.16
8/2/2015 1:07	2.22	14
8/2/2015 1:37	2.23	13.92
8/2/2015 2:07	2.19	13.8
8/2/2015 2:37	2.16	13.7
8/2/2015 3:07	2.12	13.56
8/2/2015 3:37	2.1	13.42
8/2/2015 4:07	2.05	13.28
8/2/2015 4:37	2.04	13.12
8/2/2015 5:07	2.01	12.98
8/2/2015 5:37	1.99	12.84
8/2/2015 6:07	1.98	12.7
8/2/2015 6:37	1.99	12.64
8/2/2015 7:07	2	12.62
8/2/2015 7:37	2.01	12.64
8/2/2015 8:07	2.03	12.68
8/2/2015 8:37	2.12	12.72
8/2/2015 9:07	2.29	12.78
8/2/2015 9:37	2.39	12.86
8/2/2015 10:07	2.41	12.94
8/2/2015 10:37	2.34	12.98
8/2/2015 11:07	2.42	13.02
8/2/2015 11:37	2.47	13.02
8/2/2015 12:07	2.5	13.04
8/2/2015 12:37	2.52	13.04
8/2/2015 13:07	2.5	13.14
8/2/2015 13:37	2.52	13.28
8/2/2015 14:07	2.53	13.36
8/2/2015 14:37	6.91	16.18
8/2/2015 15:07	6.74	16.66
8/2/2015 15:37	3.14	17
8/2/2015 16:07	3.36	17.5
8/2/2015 16:37	3.54	17.6
8/2/2015 17:07	3.49	17.46
8/2/2015 17:37	3.45	17.34
8/2/2015 18:07	3.41	17.32
8/2/2015 18:37	3.4	17.28
8/2/2015 19:07	3.41	17.22
8/2/2015 19:37	3.41	17.14
8/2/2015 20:07	3.35	17.08
8/2/2015 20:37	3.29	17.04
8/2/2015 21:07	3.25	17
8/2/2015 21:37	3.19	16.96

Deep Creek Hydroelectric Project - 2015 Dissolved Oxygen Data

Date Time	DO conc, mg/L	Temp, °C
8/2/2015 22:07	3.08	16.72
8/2/2015 22:37	2.71	16.08
8/2/2015 23:07	2.44	15.36
8/2/2015 23:37	2.33	14.86
8/3/2015 0:07	2.27	14.52
8/3/2015 0:37	2.22	14.3
8/3/2015 1:07	2.19	14.14
8/3/2015 1:37	2.16	14
8/3/2015 2:07	2.09	13.88
8/3/2015 2:37	2.06	13.78
8/3/2015 3:07	2.01	13.66
8/3/2015 3:37	1.93	13.48
8/3/2015 4:07	1.88	13.34
8/3/2015 4:37	1.85	13.18
8/3/2015 5:07	1.85	13.1
8/3/2015 5:37	1.87	13.1
8/3/2015 6:07	1.88	13.14
8/3/2015 6:37	1.87	13.18
8/3/2015 7:07	1.94	13.16
8/3/2015 7:37	2	13.12
8/3/2015 8:07	2.04	13.12
8/3/2015 8:37	2.07	13.16
8/3/2015 9:07	2.14	13.18
8/3/2015 9:37	2.2	13.24
8/3/2015 10:07	2.36	13.34
8/3/2015 10:37	2.49	13.4
8/3/2015 11:07	6.22	12.82
8/3/2015 11:37	6.88	16.62
8/3/2015 12:07	6.92	17.1
8/3/2015 12:37	6.93	17.14
8/3/2015 13:07	6.9	17.1
8/3/2015 13:37	6.92	16.92
8/3/2015 14:07	6.31	16.82
8/3/2015 14:37	3.26	17.22
8/3/2015 15:07	3.52	17.84
8/3/2015 15:37	3.68	17.96
8/3/2015 16:07	3.78	18
8/3/2015 16:37	3.79	17.82
8/3/2015 17:07	3.8	17.62
8/3/2015 17:37	3.68	17.46
8/3/2015 18:07	3.58	17.38
8/3/2015 18:37	3.56	17.32
8/3/2015 19:07	3.5	17.26
8/3/2015 19:37	3.4	17.2
8/3/2015 20:07	3.31	17.14
8/3/2015 20:37	3.21	17.08
8/3/2015 21:07	2.85	16.62
8/3/2015 21:37	2.51	15.78
8/3/2015 22:07	2.31	15.06
8/3/2015 22:37	2.26	14.6
8/3/2015 23:07	2.17	14.26
8/3/2015 23:37	2.15	14.06
8/4/2015 0:07	2.15	13.9

Deep Creek Hydroelectric Project - 2015 Dissolved Oxygen Data

Date Time	DO conc, mg/L	Temp, °C
8/4/2015 0:37	2.09	13.8
8/4/2015 1:07	2.06	13.72
8/4/2015 1:37	1.95	13.62
8/4/2015 2:07	1.9	13.48
8/4/2015 2:37	1.86	13.34
8/4/2015 3:07	1.79	13.18
8/4/2015 3:37	1.76	13.06
8/4/2015 4:07	1.72	12.96
8/4/2015 4:37	1.73	12.9
8/4/2015 5:07	1.74	12.88
8/4/2015 5:37	1.74	12.86
8/4/2015 6:07	1.75	12.88
8/4/2015 6:37	1.76	12.86
8/4/2015 7:07	1.78	12.86
8/4/2015 7:37	1.84	12.86
8/4/2015 8:07	1.92	12.88
8/4/2015 8:37	1.99	12.9
8/4/2015 9:07	2.09	12.94
8/4/2015 9:37	2.16	12.96
8/4/2015 10:07	2.15	12.98
8/4/2015 10:37	2.15	13
8/4/2015 11:07	6.26	12.84
8/4/2015 11:37	6.79	16.78
8/4/2015 12:07	6.76	17.14
8/4/2015 12:37	6.74	17.06
8/4/2015 13:07	6.1	17.18
8/4/2015 13:37	2.92	17.64
8/4/2015 14:07	3.22	18.16
8/4/2015 14:37	3.56	18.4
8/4/2015 15:07	3.64	18.44
8/4/2015 15:37	3.69	18.36
8/4/2015 16:07	3.62	18.24
8/4/2015 16:37	3.54	18.02
8/4/2015 17:07	3.49	17.86
8/4/2015 17:37	3.51	17.8
8/4/2015 18:07	3.47	17.72
8/4/2015 18:37	3.4	17.66
8/4/2015 19:07	3.34	17.6
8/4/2015 19:37	3.21	17.52
8/4/2015 20:07	2.84	17.04
8/4/2015 20:37	2.45	16.24
8/4/2015 21:07	2.18	15.5
8/4/2015 21:37	2.06	14.94
8/4/2015 22:07	1.97	14.56
8/4/2015 22:37	1.95	14.28
8/4/2015 23:07	1.86	14.08
8/4/2015 23:37	1.85	13.96
8/5/2015 0:07	1.81	13.86
8/5/2015 0:37	1.78	13.78
8/5/2015 1:07	1.73	13.64
8/5/2015 1:37	1.68	13.48
8/5/2015 2:07	1.64	13.32
8/5/2015 2:37	1.56	13.14

Deep Creek Hydroelectric Project - 2015 Dissolved Oxygen Data

Date Time	DO conc, mg/L	Temp, °C
8/5/2015 3:07	1.54	13
8/5/2015 3:37	1.52	12.88
8/5/2015 4:07	1.51	12.8
8/5/2015 4:37	1.51	12.74
8/5/2015 5:07	1.53	12.66
8/5/2015 5:37	1.52	12.6
8/5/2015 6:07	1.51	12.58
8/5/2015 6:37	1.46	12.56
8/5/2015 7:07	1.49	12.56
8/5/2015 7:37	1.52	12.56
8/5/2015 8:07	1.55	12.54
8/5/2015 8:37	1.56	12.54
8/5/2015 9:07	1.73	12.62
8/5/2015 9:37	1.87	12.72
8/5/2015 10:07	1.89	12.84
8/5/2015 10:37	1.97	12.96
8/5/2015 11:07	2	13.06
8/5/2015 11:37	2	13.12
8/5/2015 12:07	2.07	13.16
8/5/2015 12:37	2.1	13.22
8/5/2015 13:07	2.17	13.3
8/5/2015 13:37	2.2	13.44
8/5/2015 14:07	2.2	13.46
8/5/2015 14:37	6.13	12.58
8/5/2015 15:07	6.73	16.58
8/5/2015 15:37	6.47	16.84
8/5/2015 16:07	2.76	17.14
8/5/2015 16:37	2.83	17.46
8/5/2015 17:07	3.11	17.6
8/5/2015 17:37	3.16	17.52
8/5/2015 18:07	3.07	17.42
8/5/2015 18:37	3.02	17.4
8/5/2015 19:07	2.98	17.38
8/5/2015 19:37	2.91	17.38
8/5/2015 20:07	2.86	17.36
8/5/2015 20:37	2.82	17.34
8/5/2015 21:07	2.78	17.32
8/5/2015 21:37	2.76	17.32
8/5/2015 22:07	2.78	17.28
8/5/2015 22:37	2.63	17.04
8/5/2015 23:07	2.3	16.36
8/5/2015 23:37	2.1	15.68
8/6/2015 0:07	1.99	15.12
8/6/2015 0:37	1.94	14.78
8/6/2015 1:07	1.9	14.56
8/6/2015 1:37	1.86	14.38
8/6/2015 2:07	1.83	14.24
8/6/2015 2:37	1.81	14.1
8/6/2015 3:07	1.77	13.96
8/6/2015 3:37	1.72	13.82
8/6/2015 4:07	1.71	13.7
8/6/2015 4:37	1.68	13.6
8/6/2015 5:07	1.63	13.42

Deep Creek Hydroelectric Project - 2015 Dissolved Oxygen Data

Date Time	DO conc, mg/L	Temp, °C
8/6/2015 5:37	1.62	13.28
8/6/2015 6:07	1.61	13.18
8/6/2015 6:37	1.6	13.14
8/6/2015 7:07	1.61	13.14
8/6/2015 7:37	1.71	13.16
8/6/2015 8:07	1.81	13.16
8/6/2015 8:37	1.9	13.14
8/6/2015 9:07	1.98	13.16
8/6/2015 9:37	1.95	13.16
8/6/2015 10:07	2.04	13.18
8/6/2015 10:37	1.99	13.16
8/6/2015 11:07	2.03	13.16
8/6/2015 11:37	1.9	13.1
8/6/2015 12:07	1.88	13.04
8/6/2015 12:37	2.01	12.98
8/6/2015 13:07	2.1	12.94
8/6/2015 13:37	2.16	12.92
8/6/2015 14:07	2.15	12.92
8/6/2015 14:37	2.09	12.94
8/6/2015 15:07	2	12.96
8/6/2015 15:37	1.97	12.98
8/6/2015 16:07	2.03	13
8/6/2015 16:37	1.99	13.02
8/6/2015 17:07	2.07	13.08
8/6/2015 17:37	2.08	13.12
8/6/2015 18:07	2.01	13.12
8/6/2015 18:37	1.92	13.1
8/6/2015 19:07	1.79	13.08
8/6/2015 19:37	1.74	13.04
8/6/2015 20:07	1.72	12.98
8/6/2015 20:37	1.66	12.92
8/6/2015 21:07	1.64	12.9
8/6/2015 21:37	1.65	12.9
8/6/2015 22:07	1.62	12.9
8/6/2015 22:37	1.63	12.92
8/6/2015 23:07	1.65	12.94
8/6/2015 23:37	1.65	13
8/7/2015 0:07	1.62	13.04
8/7/2015 0:37	1.61	13.04
8/7/2015 1:07	1.58	13.02
8/7/2015 1:37	1.58	13
8/7/2015 2:07	1.58	12.98
8/7/2015 2:37	1.6	12.96
8/7/2015 3:07	1.56	12.92
8/7/2015 3:37	1.57	12.9
8/7/2015 4:07	1.6	12.86
8/7/2015 4:37	1.6	12.84
8/7/2015 5:07	1.6	12.82
8/7/2015 5:37	1.58	12.84
8/7/2015 6:07	1.61	12.86
8/7/2015 6:37	1.6	12.9
8/7/2015 7:07	1.58	12.94
8/7/2015 7:37	1.61	12.94

Deep Creek Hydroelectric Project - 2015 Dissolved Oxygen Data

Date Time	DO conc, mg/L	Temp, °C
8/7/2015 8:07	1.57	12.94
8/7/2015 8:37	1.66	12.96
8/7/2015 9:07	1.67	13
8/7/2015 9:37	1.76	13.06
8/7/2015 10:07	1.9	13.1
8/7/2015 10:37	1.84	13.1
8/7/2015 11:07	6.08	12.94
8/7/2015 11:37	7.32	18.16
8/7/2015 12:07	7.26	18.4
8/7/2015 12:37	7.31	18.48
8/7/2015 13:07	7.35	18.56
8/7/2015 13:37	7.37	18.62
8/7/2015 14:07	6.95	18.62
8/7/2015 14:37	4.35	18.88
8/7/2015 15:07	4.53	19.22
8/7/2015 15:37	4.75	19.36
8/7/2015 16:07	4.84	19.36
8/7/2015 16:37	4.84	19.24
8/7/2015 17:07	4.88	19.18
8/7/2015 17:37	4.85	19.14
8/7/2015 18:07	4.81	19.08
8/7/2015 18:37	4.78	19.04
8/7/2015 19:07	4.69	18.96
8/7/2015 19:37	4.48	18.88
8/7/2015 20:07	4.37	18.82
8/7/2015 20:37	3.89	18.36
8/7/2015 21:07	3.18	17.36
8/7/2015 21:37	2.7	16.4
8/7/2015 22:07	2.43	15.78
8/7/2015 22:37	2.28	15.34
8/7/2015 23:07	2.21	15.08
8/7/2015 23:37	2.16	14.86
8/8/2015 0:07	2.06	14.68
8/8/2015 0:37	2.03	14.52
8/8/2015 1:07	1.98	14.38
8/8/2015 1:37	1.92	14.26
8/8/2015 2:07	1.88	14.14
8/8/2015 2:37	1.83	14.04
8/8/2015 3:07	1.78	13.94
8/8/2015 3:37	1.74	13.82
8/8/2015 4:07	1.71	13.7
8/8/2015 4:37	1.66	13.6
8/8/2015 5:07	1.61	13.48
8/8/2015 5:37	1.57	13.38
8/8/2015 6:07	1.53	13.28
8/8/2015 6:37	1.52	13.2
8/8/2015 7:07	1.49	13.14
8/8/2015 7:37	1.56	13.1
8/8/2015 8:07	1.61	13.08
8/8/2015 8:37	1.71	13.06
8/8/2015 9:07	1.78	13.06
8/8/2015 9:37	1.89	13.06
8/8/2015 10:07	1.94	13.06

Deep Creek Hydroelectric Project - 2015 Dissolved Oxygen Data

Date Time	DO conc, mg/L	Temp, °C
8/8/2015 10:37	1.95	13.1
8/8/2015 11:07	6.28	13.2
8/8/2015 11:37	7.13	17.34
8/8/2015 12:07	7.1	17.66
8/8/2015 12:37	7.15	17.68
8/8/2015 13:07	7.15	17.78
8/8/2015 13:37	7.12	17.78
8/8/2015 14:07	6.78	17.72
8/8/2015 14:37	3.72	18
8/8/2015 15:07	3.96	18.5
8/8/2015 15:37	4.22	18.74
8/8/2015 16:07	4.16	18.68
8/8/2015 16:37	4.09	18.54
8/8/2015 17:07	3.95	18.44
8/8/2015 17:37	4.11	18.42
8/8/2015 18:07	4.12	18.34
8/8/2015 18:37	4.11	18.26
8/8/2015 19:07	4	18.18
8/8/2015 19:37	3.93	18.12
8/8/2015 20:07	3.79	18.06
8/8/2015 20:37	3.63	17.92
8/8/2015 21:07	3.02	17.22
8/8/2015 21:37	2.54	16.3
8/8/2015 22:07	2.29	15.58
8/8/2015 22:37	2.16	15.1
8/8/2015 23:07	2.07	14.76
8/8/2015 23:37	2.04	14.52
8/9/2015 0:07	1.99	14.38
8/9/2015 0:37	1.94	14.26
8/9/2015 1:07	1.88	14.18
8/9/2015 1:37	1.81	14.14
8/9/2015 2:07	1.76	14.08
8/9/2015 2:37	1.71	13.96
8/9/2015 3:07	1.65	13.86
8/9/2015 3:37	1.62	13.76
8/9/2015 4:07	1.6	13.68
8/9/2015 4:37	1.53	13.54
8/9/2015 5:07	1.49	13.44
8/9/2015 5:37	1.45	13.38
8/9/2015 6:07	1.41	13.34
8/9/2015 6:37	1.41	13.3
8/9/2015 7:07	1.41	13.28
8/9/2015 7:37	1.47	13.26
8/9/2015 8:07	1.58	13.2
8/9/2015 8:37	1.71	13.16
8/9/2015 9:07	1.78	13.16
8/9/2015 9:37	1.85	13.18
8/9/2015 10:07	1.9	13.22
8/9/2015 10:37	1.87	13.26
8/9/2015 11:07	1.92	13.3
8/9/2015 11:37	1.98	13.32
8/9/2015 12:07	1.94	13.28
8/9/2015 12:37	2.03	13.34

Deep Creek Hydroelectric Project - 2015 Dissolved Oxygen Data

Date Time	DO conc, mg/L	Temp, °C
8/9/2015 13:07	2.01	13.32
8/9/2015 13:37	2.03	13.46
8/9/2015 14:07	5.83	13.38
8/9/2015 14:37	6.81	16.6
8/9/2015 15:07	6.46	16.8
8/9/2015 15:37	2.86	17.12
8/9/2015 16:07	3.1	17.56
8/9/2015 16:37	3.37	17.68
8/9/2015 17:07	3.26	17.58
8/9/2015 17:37	3.18	17.48
8/9/2015 18:07	3.2	17.48
8/9/2015 18:37	3.14	17.48
8/9/2015 19:07	3.07	17.4
8/9/2015 19:37	3.1	17.34
8/9/2015 20:07	3.1	17.28
8/9/2015 20:37	3.03	17.24
8/9/2015 21:07	2.94	17.2
8/9/2015 21:37	2.95	17.18
8/9/2015 22:07	2.75	16.94
8/9/2015 22:37	2.36	16.22
8/9/2015 23:07	2.1	15.52
8/9/2015 23:37	1.97	15
8/10/2015 0:07	1.92	14.62
8/10/2015 0:37	1.84	14.38
8/10/2015 1:07	1.85	14.22
8/10/2015 1:37	1.78	14.06
8/10/2015 2:07	1.72	13.94
8/10/2015 2:37	1.72	13.82
8/10/2015 3:07	1.66	13.68
8/10/2015 3:37	1.63	13.58
8/10/2015 4:07	1.55	13.48
8/10/2015 4:37	1.52	13.36
8/10/2015 5:07	1.47	13.26
8/10/2015 5:37	1.47	13.2
8/10/2015 6:07	1.49	13.12
8/10/2015 6:37	1.47	13.06
8/10/2015 7:07	1.51	13
8/10/2015 7:37	1.57	13
8/10/2015 8:07	1.64	13.02
8/10/2015 8:37	1.68	13.06
8/10/2015 9:07	1.75	13.04
8/10/2015 9:37	1.82	12.94
8/10/2015 10:07	1.87	12.9
8/10/2015 10:37	1.9	12.9
8/10/2015 11:07	6.03	12.76
8/10/2015 11:37	6.68	16.86
8/10/2015 12:07	6.69	17.22
8/10/2015 12:37	6.69	17.12
8/10/2015 13:07	6.73	17.14
8/10/2015 13:37	6.75	17.16
8/10/2015 14:07	6.47	17.3
8/10/2015 14:37	2.86	17.56
8/10/2015 15:07	2.98	17.94

Deep Creek Hydroelectric Project - 2015 Dissolved Oxygen Data

Date Time	DO conc, mg/L	Temp, °C
8/10/2015 15:37	3.31	18.14
8/10/2015 16:07	3.57	18.32
8/10/2015 16:37	3.57	18.26
8/10/2015 17:07	3.52	18.18
8/10/2015 17:37	3.43	18.1
8/10/2015 18:07	3.24	18.02
8/10/2015 18:37	3.25	17.92
8/10/2015 19:07	3.73	17.92
8/10/2015 19:37	3.31	17.84
8/10/2015 20:07	3.08	17.74
8/10/2015 20:37	3.02	17.68
8/10/2015 21:07	2.7	17.36
8/10/2015 21:37	2.2	16.6
8/10/2015 22:07	1.99	15.9
8/10/2015 22:37	1.82	15.38
8/10/2015 23:07	1.77	15.06
8/10/2015 23:37	1.85	14.86
8/11/2015 0:07	1.86	14.72
8/11/2015 0:37	1.7	14.56
8/11/2015 1:07	1.64	14.4
8/11/2015 1:37	1.58	14.26
8/11/2015 2:07	1.54	14.1
8/11/2015 2:37	1.47	13.96
8/11/2015 3:07	1.45	13.84
8/11/2015 3:37	1.43	13.72
8/11/2015 4:07	1.39	13.6
8/11/2015 4:37	1.38	13.5
8/11/2015 5:07	1.39	13.38
8/11/2015 5:37	1.38	13.26
8/11/2015 6:07	1.4	13.2
8/11/2015 6:37	1.38	13.18
8/11/2015 7:07	1.39	13.16
8/11/2015 7:37	1.36	13.14
8/11/2015 8:07	1.42	13.14
8/11/2015 8:37	1.53	13.18
8/11/2015 9:07	1.66	13.24
8/11/2015 9:37	1.74	13.3
8/11/2015 10:07	1.81	13.34
8/11/2015 10:37	1.76	13.34
8/11/2015 11:07	1.92	13.36
8/11/2015 11:37	1.94	13.38
8/11/2015 12:07	1.82	13.36
8/11/2015 12:37	1.92	13.44
8/11/2015 13:07	1.92	13.48
8/11/2015 13:37	1.94	13.56
8/11/2015 14:07	6.1	13.26
8/11/2015 14:37	6.49	16.52
8/11/2015 15:07	6.47	16.86
8/11/2015 15:37	6.39	16.68
8/11/2015 16:07	6.45	16.82
8/11/2015 16:37	6.39	16.66
8/11/2015 17:07	5.78	16.68
8/11/2015 17:37	1.99	16.92

Deep Creek Hydroelectric Project - 2015 Dissolved Oxygen Data

Date Time	DO conc, mg/L	Temp, °C
8/11/2015 18:07	2.12	17.28
8/11/2015 18:37	2.41	17.44
8/11/2015 19:07	2.44	17.48
8/11/2015 19:37	2.43	17.46
8/11/2015 20:07	2.34	17.42
8/11/2015 20:37	2.3	17.38
8/11/2015 21:07	2.26	17.36
8/11/2015 21:37	2.21	17.32
8/11/2015 22:07	2.25	17.28
8/11/2015 22:37	2.19	17.26
8/11/2015 23:07	2.23	17.26
8/11/2015 23:37	2.22	17.24
8/12/2015 0:07	2.11	17.08
8/12/2015 0:37	1.85	16.46
8/12/2015 1:07	1.63	15.78
8/12/2015 1:37	1.56	15.3
8/12/2015 2:07	1.51	14.94
8/12/2015 2:37	1.5	14.72
8/12/2015 3:07	1.43	14.5
8/12/2015 3:37	1.4	14.28
8/12/2015 4:07	1.4	14.08
8/12/2015 4:37	1.39	13.92
8/12/2015 5:07	1.32	13.8
8/12/2015 5:37	1.31	13.66
8/12/2015 6:07	1.31	13.52
8/12/2015 6:37	1.28	13.42
8/12/2015 7:07	1.25	13.34
8/12/2015 7:37	1.28	13.32
8/12/2015 8:07	1.34	13.32
8/12/2015 8:37	1.41	13.3
8/12/2015 9:07	1.38	13.28
8/12/2015 9:37	1.44	13.28
8/12/2015 10:07	1.52	13.38
8/12/2015 10:37	1.64	13.46
8/12/2015 11:07	1.63	13.52
8/12/2015 11:37	1.7	13.54
8/12/2015 12:07	1.75	13.54
8/12/2015 12:37	1.78	13.54
8/12/2015 13:07	1.78	13.6
8/12/2015 13:37	1.77	13.74
8/12/2015 14:07	6.2	13.38
8/12/2015 14:37	6.43	16.78
8/12/2015 15:07	6.41	17.32
8/12/2015 15:37	6.38	17.36
8/12/2015 16:07	6.39	17.4
8/12/2015 16:37	6.42	17.5
8/12/2015 17:07	5.57	17.44
8/12/2015 17:37	1.93	17.62
8/12/2015 18:07	2.15	17.96
8/12/2015 18:37	2.45	18.14
8/12/2015 19:07	2.42	18.16
8/12/2015 19:37	2.39	18.14
8/12/2015 20:07	2.31	18.12

Deep Creek Hydroelectric Project - 2015 Dissolved Oxygen Data

Date Time	DO conc, mg/L	Temp, °C
8/12/2015 20:37	2.26	18.1
8/12/2015 21:07	2.25	18.06
8/12/2015 21:37	2.19	18.04
8/12/2015 22:07	2.18	17.98
8/12/2015 22:37	2.21	17.96
8/12/2015 23:07	2.19	17.92
8/12/2015 23:37	2.16	17.86
8/13/2015 0:07	1.94	17.3
8/13/2015 0:37	1.74	16.44
8/13/2015 1:07	1.61	15.74
8/13/2015 1:37	1.55	15.24
8/13/2015 2:07	1.54	14.86
8/13/2015 2:37	1.5	14.62
8/13/2015 3:07	1.47	14.4
8/13/2015 3:37	1.5	14.2
8/13/2015 4:07	1.45	14.04
8/13/2015 4:37	1.44	13.96
8/13/2015 5:07	1.4	13.92
8/13/2015 5:37	1.4	13.84
8/13/2015 6:07	1.39	13.74
8/13/2015 6:37	1.36	13.64
8/13/2015 7:07	1.3	13.52
8/13/2015 7:37	1.36	13.42
8/13/2015 8:07	1.39	13.32
8/13/2015 8:37	1.41	13.22
8/13/2015 9:07	1.41	13.14
8/13/2015 9:37	1.39	13.14
8/13/2015 10:07	1.46	13.22
8/13/2015 10:37	1.51	13.34
8/13/2015 11:07	1.52	13.46
8/13/2015 11:37	1.62	13.58
8/13/2015 12:07	1.75	13.68
8/13/2015 12:37	1.75	13.74
8/13/2015 13:07	1.79	13.78
8/13/2015 13:37	1.84	13.88
8/13/2015 14:07	6.03	13.64
8/13/2015 14:37	6.48	16.82
8/13/2015 15:07	6.45	17.2
8/13/2015 15:37	6.49	17.3
8/13/2015 16:07	6.55	17.46
8/13/2015 16:37	6.59	17.6
8/13/2015 17:07	6.08	17.66
8/13/2015 17:37	2.29	17.88
8/13/2015 18:07	2.43	18.24
8/13/2015 18:37	2.66	18.4
8/13/2015 19:07	2.64	18.38
8/13/2015 19:37	2.62	18.34
8/13/2015 20:07	2.61	18.34
8/13/2015 20:37	2.53	18.3
8/13/2015 21:07	2.48	18.26
8/13/2015 21:37	2.47	18.2
8/13/2015 22:07	2.45	18.18
8/13/2015 22:37	2.43	18.14

Deep Creek Hydroelectric Project - 2015 Dissolved Oxygen Data

Date Time	DO conc, mg/L	Temp, °C
8/13/2015 23:07	2.49	18.1
8/13/2015 23:37	2.43	18.06
8/14/2015 0:07	2.18	17.6
8/14/2015 0:37	1.85	16.78
8/14/2015 1:07	1.7	16.06
8/14/2015 1:37	1.58	15.58
8/14/2015 2:07	1.54	15.24
8/14/2015 2:37	1.52	14.98
8/14/2015 3:07	1.53	14.76
8/14/2015 3:37	1.51	14.6
8/14/2015 4:07	1.49	14.48
8/14/2015 4:37	1.44	14.34
8/14/2015 5:07	1.44	14.22
8/14/2015 5:37	1.44	14.12
8/14/2015 6:07	1.42	14.02
8/14/2015 6:37	1.35	13.9
8/14/2015 7:07	1.4	13.78
8/14/2015 7:37	1.43	13.66
8/14/2015 8:07	1.42	13.54
8/14/2015 8:37	1.44	13.48
8/14/2015 9:07	1.52	13.42
8/14/2015 9:37	1.52	13.38
8/14/2015 10:07	1.54	13.36
8/14/2015 10:37	1.55	13.36
8/14/2015 11:07	6.15	13.12
8/14/2015 11:37	6.75	17.3
8/14/2015 12:07	6.68	17.56
8/14/2015 12:37	6.74	17.54
8/14/2015 13:07	6.77	17.64
8/14/2015 13:37	6.7	17.68
8/14/2015 14:07	6.35	17.72
8/14/2015 14:37	2.91	18.18
8/14/2015 15:07	3.17	18.76
8/14/2015 15:37	3.4	19
8/14/2015 16:07	3.37	18.96
8/14/2015 16:37	3.25	18.72
8/14/2015 17:07	3.16	18.58
8/14/2015 17:37	3.17	18.48
8/14/2015 18:07	3.06	18.42
8/14/2015 18:37	2.98	18.36
8/14/2015 19:07	2.94	18.3
8/14/2015 19:37	2.94	18.26
8/14/2015 20:07	2.89	18.2
8/14/2015 20:37	2.73	18.14
8/14/2015 21:07	2.4	17.68
8/14/2015 21:37	1.99	16.8
8/14/2015 22:07	1.77	16.04
8/14/2015 22:37	1.64	15.54
8/14/2015 23:07	1.65	15.18
8/14/2015 23:37	1.57	14.9
8/15/2015 0:07	1.57	14.66
8/15/2015 0:37	1.52	14.5
8/15/2015 1:07	1.51	14.38

Deep Creek Hydroelectric Project - 2015 Dissolved Oxygen Data

Date Time	DO conc, mg/L	Temp, °C
8/15/2015 1:37	1.5	14.24
8/15/2015 2:07	1.47	14.12
8/15/2015 2:37	1.45	14.04
8/15/2015 3:07	1.41	13.98
8/15/2015 3:37	1.41	13.94
8/15/2015 4:07	1.38	13.86
8/15/2015 4:37	1.35	13.78
8/15/2015 5:07	1.34	13.72
8/15/2015 5:37	1.27	13.7
8/15/2015 6:07	1.31	13.7
8/15/2015 6:37	1.23	13.68
8/15/2015 7:07	1.32	13.62
8/15/2015 7:37	1.28	13.52
8/15/2015 8:07	1.33	13.44
8/15/2015 8:37	1.33	13.4
8/15/2015 9:07	1.38	13.42
8/15/2015 9:37	1.42	13.44
8/15/2015 10:07	1.51	13.46
8/15/2015 10:37	1.55	13.48
8/15/2015 11:07	6.05	13.16
8/15/2015 11:37	6.58	17.42
8/15/2015 12:07	6.58	17.7
8/15/2015 12:37	6.66	17.66
8/15/2015 13:07	6.64	17.7
8/15/2015 13:37	6.66	17.7
8/15/2015 14:07	5.43	17.8
8/15/2015 14:37	2.8	18.3
8/15/2015 15:07	2.99	18.86
8/15/2015 15:37	3.27	19.18
8/15/2015 16:07	3.24	19.06
8/15/2015 16:37	3.09	18.8
8/15/2015 17:07	2.99	18.64
8/15/2015 17:37	2.98	18.56
8/15/2015 18:07	2.88	18.5
8/15/2015 18:37	2.93	18.46
8/15/2015 19:07	2.86	18.42
8/15/2015 19:37	2.83	18.38
8/15/2015 20:07	2.77	18.32
8/15/2015 20:37	2.62	18.2
8/15/2015 21:07	2.19	17.54
8/15/2015 21:37	1.78	16.6
8/15/2015 22:07	1.6	15.92
8/15/2015 22:37	1.6	15.44
8/15/2015 23:07	1.53	15.1
8/15/2015 23:37	1.49	14.9
8/16/2015 0:07	1.54	14.78
8/16/2015 0:37	1.54	14.62
8/16/2015 1:07	1.45	14.42
8/16/2015 1:37	1.49	14.22
8/16/2015 2:07	1.47	14.1
8/16/2015 2:37	1.4	14.04
8/16/2015 3:07	1.39	14.02
8/16/2015 3:37	1.4	13.94

Deep Creek Hydroelectric Project - 2015 Dissolved Oxygen Data

Date Time	DO conc, mg/L	Temp, °C
8/16/2015 4:07	1.32	13.84
8/16/2015 4:37	1.33	13.72
8/16/2015 5:07	1.3	13.62
8/16/2015 5:37	1.27	13.54
8/16/2015 6:07	1.14	13.52
8/16/2015 6:37	1.19	13.46
8/16/2015 7:07	1.19	13.38
8/16/2015 7:37	1.22	13.3
8/16/2015 8:07	1.3	13.26
8/16/2015 8:37	1.31	13.24
8/16/2015 9:07	1.44	13.26
8/16/2015 9:37	1.41	13.3
8/16/2015 10:07	1.47	13.36
8/16/2015 10:37	1.64	13.38
8/16/2015 11:07	1.63	13.42
8/16/2015 11:37	1.67	13.48
8/16/2015 12:07	1.76	13.54
8/16/2015 12:37	1.66	13.56
8/16/2015 13:07	1.67	13.68
8/16/2015 13:37	1.82	13.8
8/16/2015 14:07	1.76	13.96
8/16/2015 14:37	6.57	12.92
8/16/2015 15:07	6.64	17.24
8/16/2015 15:37	4.04	17.48
8/16/2015 16:07	2.38	17.84
8/16/2015 16:37	2.62	18.08
8/16/2015 17:07	2.8	18.16
8/16/2015 17:37	2.81	18.1
8/16/2015 18:07	2.78	18.08
8/16/2015 18:37	2.65	18.06
8/16/2015 19:07	2.61	18.04
8/16/2015 19:37	2.51	18.02
8/16/2015 20:07	2.49	17.98
8/16/2015 20:37	2.42	17.94
8/16/2015 21:07	2.38	17.88
8/16/2015 21:37	2.34	17.82
8/16/2015 22:07	2.15	17.58
8/16/2015 22:37	1.73	16.88
8/16/2015 23:07	1.51	16.14
8/16/2015 23:37	1.45	15.52
8/17/2015 0:07	1.3	15.14
8/17/2015 0:37	1.34	14.88
8/17/2015 1:07	1.38	14.72
8/17/2015 1:37	1.35	14.6
8/17/2015 2:07	1.32	14.48
8/17/2015 2:37	1.25	14.34
8/17/2015 3:07	1.18	14.2
8/17/2015 3:37	1.18	14.08
8/17/2015 4:07	1.18	13.96
8/17/2015 4:37	1.14	13.84
8/17/2015 5:07	1.13	13.72
8/17/2015 5:37	1.1	13.66
8/17/2015 6:07	1.14	13.58

Deep Creek Hydroelectric Project - 2015 Dissolved Oxygen Data

Date Time	DO conc, mg/L	Temp, °C
8/17/2015 6:37	1.03	13.48
8/17/2015 7:07	1.07	13.42
8/17/2015 7:37	1.25	13.34
8/17/2015 8:07	1.3	13.32
8/17/2015 8:37	1.34	13.32
8/17/2015 9:07	1.33	13.36
8/17/2015 9:37	1.39	13.36
8/17/2015 10:07	1.53	13.38
8/17/2015 10:37	1.57	13.44
8/17/2015 11:07	6.05	13.22
8/17/2015 11:37	6.53	16.98
8/17/2015 12:07	6.54	17.32
8/17/2015 12:37	6.5	17.28
8/17/2015 13:07	6.53	17.36
8/17/2015 13:37	6.56	17.36
8/17/2015 14:07	6.2	17.42
8/17/2015 14:37	2.51	17.96
8/17/2015 15:07	2.83	18.6
8/17/2015 15:37	3.07	18.82
8/17/2015 16:07	3.02	18.74
8/17/2015 16:37	2.95	18.46
8/17/2015 17:07	2.83	18.34
8/17/2015 17:37	2.85	18.26
8/17/2015 18:07	2.88	18.2
8/17/2015 18:37	2.74	18.14
8/17/2015 19:07	2.71	18.08
8/17/2015 19:37	2.62	18
8/17/2015 20:07	2.54	17.96
8/17/2015 20:37	2.41	17.92
8/17/2015 21:07	2.11	17.6
8/17/2015 21:37	1.74	16.84
8/17/2015 22:07	1.46	16.12
8/17/2015 22:37	1.35	15.6
8/17/2015 23:07	1.32	15.24
8/17/2015 23:37	1.31	14.98
8/18/2015 0:07	1.36	14.86
8/18/2015 0:37	1.4	14.78
8/18/2015 1:07	1.3	14.62
8/18/2015 1:37	1.25	14.48
8/18/2015 2:07	1.19	14.36
8/18/2015 2:37	1.23	14.26
8/18/2015 3:07	1.17	14.2
8/18/2015 3:37	1.17	14.12
8/18/2015 4:07	1.27	14.02
8/18/2015 4:37	1.85	14
8/18/2015 5:07	1.47	13.96
8/18/2015 5:37	1.12	13.86
8/18/2015 6:07	1.12	13.8
8/18/2015 6:37	1.07	13.76
8/18/2015 7:07	1.1	13.7
8/18/2015 7:37	1.09	13.68
8/18/2015 8:07	1.16	13.68
8/18/2015 8:37	1.2	13.7

Deep Creek Hydroelectric Project - 2015 Dissolved Oxygen Data

Date Time	DO conc, mg/L	Temp, °C
8/18/2015 9:07	1.3	13.7
8/18/2015 9:37	1.42	13.7
8/18/2015 10:07	1.54	13.72
8/18/2015 10:37	1.63	13.7
8/18/2015 11:07	1.64	13.66
8/18/2015 11:37	1.43	13.64
8/18/2015 12:07	1.55	13.64
8/18/2015 12:37	1.66	13.68
8/18/2015 13:07	1.72	13.68
8/18/2015 13:37	1.76	13.78
8/18/2015 14:07	2.29	13.76
8/18/2015 14:37	2.14	13.56
8/18/2015 15:07	1.7	13.68
8/18/2015 15:37	1.63	13.74
8/18/2015 16:07	1.57	13.84
8/18/2015 16:37	1.57	13.84
8/18/2015 17:07	1.5	13.6
8/18/2015 17:37	1.56	13.44
8/18/2015 18:07	1.53	13.3
8/18/2015 18:37	1.41	13.18
8/18/2015 19:07	1.44	13.1
8/18/2015 19:37	1.4	13.02
8/18/2015 20:07	1.22	12.94
8/18/2015 20:37	1.13	12.92
8/18/2015 21:07	1.12	12.98
8/18/2015 21:37	1.1	13.08
8/18/2015 22:07	1.05	13.18
8/18/2015 22:37	1.46	13.24
8/18/2015 23:07	1.23	13.2
8/18/2015 23:37	1.16	13.2
8/19/2015 0:07	1.13	13.22
8/19/2015 0:37	1.1	13.26
8/19/2015 1:07	1.1	13.22
8/19/2015 1:37	1.08	13.16
8/19/2015 2:07	1.05	13.08
8/19/2015 2:37	1.11	13.08
8/19/2015 3:07	1.13	13.1
8/19/2015 3:37	1.03	13.1
8/19/2015 4:07	1.18	13.06
8/19/2015 4:37	1.14	13.02
8/19/2015 5:07	1.19	13.04
8/19/2015 5:37	1.16	13.06
8/19/2015 6:07	1.22	13.08
8/19/2015 6:37	1.17	13.1
8/19/2015 7:07	1.31	13.14
8/19/2015 7:37	1.35	13.2
8/19/2015 8:07	1.25	13.26
8/19/2015 8:37	1.39	13.3
8/19/2015 9:07	1.4	13.34
8/19/2015 9:37	1.47	13.38
8/19/2015 10:07	1.51	13.44
8/19/2015 10:37	1.61	13.48
8/19/2015 11:07	1.61	13.52

Deep Creek Hydroelectric Project - 2015 Dissolved Oxygen Data

Date Time	DO conc, mg/L	Temp, °C
8/19/2015 11:37	1.64	13.56
8/19/2015 12:07	1.72	13.6
8/19/2015 12:37	1.71	13.58
8/19/2015 13:07	1.58	13.56
8/19/2015 13:37	1.64	13.54
8/19/2015 14:07	1.66	13.46
8/19/2015 14:37	1.63	13.54
8/19/2015 15:07	1.6	13.48
8/19/2015 15:37	2.03	13.48
8/19/2015 16:07	1.92	13.58
8/19/2015 16:37	1.68	13.54
8/19/2015 17:07	1.58	13.36
8/19/2015 17:37	1.47	13.22
8/19/2015 18:07	1.34	13.1
8/19/2015 18:37	1.28	13.02
8/19/2015 19:07	1.28	13
8/19/2015 19:37	1.2	13.02
8/19/2015 20:07	1.12	13.06
8/19/2015 20:37	1.05	13.1
8/19/2015 21:07	1.06	13.12
8/19/2015 21:37	1.03	13.12
8/19/2015 22:07	1.06	13.14
8/19/2015 22:37	1.06	13.18
8/19/2015 23:07	1.07	13.22
8/19/2015 23:37	1.03	13.24
8/20/2015 0:07	0.98	13.24
8/20/2015 0:37	0.99	13.24
8/20/2015 1:07	0.98	13.28
8/20/2015 1:37	0.92	13.3
8/20/2015 2:07	0.96	13.28
8/20/2015 2:37	0.97	13.28
8/20/2015 3:07	0.98	13.24
8/20/2015 3:37	0.99	13.22
8/20/2015 4:07	1.03	13.22
8/20/2015 4:37	1.06	13.28
8/20/2015 5:07	1.03	13.28
8/20/2015 5:37	0.98	13.2
8/20/2015 6:07	0.98	13.12
8/20/2015 6:37	1	13.06
8/20/2015 7:07	1.11	13.02
8/20/2015 7:37	1.23	13
8/20/2015 8:07	1.23	13.02
8/20/2015 8:37	1.11	13.04
8/20/2015 9:07	1.11	13.08
8/20/2015 9:37	1.23	13.16
8/20/2015 10:07	1.25	13.22
8/20/2015 10:37	1.34	13.28
8/20/2015 11:07	1.43	13.3
8/20/2015 11:37	1.43	13.3
8/20/2015 12:07	1.39	13.3
8/20/2015 12:37	1.45	13.42
8/20/2015 13:07	1.49	13.54
8/20/2015 13:37	1.58	13.42

Deep Creek Hydroelectric Project - 2015 Dissolved Oxygen Data

Date Time	DO conc, mg/L	Temp, °C
8/20/2015 14:07	1.54	13.36
8/20/2015 14:37	1.42	13.3
8/20/2015 15:07	1.43	13.38
8/20/2015 15:37	1.39	13.32
8/20/2015 16:07	1.35	13.24
8/20/2015 16:37	1.36	13.2
8/20/2015 17:07	1.2	13.18
8/20/2015 17:37	1.21	13.16
8/20/2015 18:07	1.16	13.16
8/20/2015 18:37	1.09	13.18
8/20/2015 19:07	1.06	13.18
8/20/2015 19:37	1.01	13.14
8/20/2015 20:07	0.96	13.12
8/20/2015 20:37	0.89	13.08
8/20/2015 21:07	0.92	13.06
8/20/2015 21:37	0.87	13.06
8/20/2015 22:07	0.84	13.12
8/20/2015 22:37	0.88	13.16
8/20/2015 23:07	0.84	13.18
8/20/2015 23:37	0.86	13.2
8/21/2015 0:07	0.92	13.18
8/21/2015 0:37	0.87	13.18
8/21/2015 1:07	0.85	13.18
8/21/2015 1:37	0.85	13.2
8/21/2015 2:07	0.86	13.22
8/21/2015 2:37	0.84	13.22
8/21/2015 3:07	0.87	13.2
8/21/2015 3:37	0.83	13.16
8/21/2015 4:07	0.84	13.12
8/21/2015 4:37	0.88	13.08
8/21/2015 5:07	0.78	13.1
8/21/2015 5:37	0.86	13.12
8/21/2015 6:07	0.95	13.18
8/21/2015 6:37	0.97	13.22
8/21/2015 7:07	0.96	13.26
8/21/2015 7:37	0.99	13.26
8/21/2015 8:07	1.01	13.24
8/21/2015 8:37	1.01	13.22
8/21/2015 9:07	1.01	13.24
8/21/2015 9:37	1.05	13.22
8/21/2015 10:07	1.05	13.18
8/21/2015 10:37	1.09	13.16
8/21/2015 11:07	6.03	12.86
8/21/2015 11:37	6.34	16.96
8/21/2015 12:07	6.32	17.2
8/21/2015 12:37	6.3	17.06
8/21/2015 13:07	6.3	17.04
8/21/2015 13:37	6.27	17.14
8/21/2015 14:07	5.89	17.34
8/21/2015 14:37	1.87	17.8
8/21/2015 15:07	2.03	18.34
8/21/2015 15:37	2.3	18.54
8/21/2015 16:07	2.27	18.42

Deep Creek Hydroelectric Project - 2015 Dissolved Oxygen Data

Date Time	DO conc, mg/L	Temp, °C
8/21/2015 16:37	2.23	18.22
8/21/2015 17:07	2.17	18.12
8/21/2015 17:37	2.1	18.06
8/21/2015 18:07	2.07	18
8/21/2015 18:37	2.1	17.98
8/21/2015 19:07	2.09	17.94
8/21/2015 19:37	2.08	17.9
8/21/2015 20:07	1.94	17.86
8/21/2015 20:37	1.9	17.8
8/21/2015 21:07	1.74	17.56
8/21/2015 21:37	1.45	16.86
8/21/2015 22:07	1.27	16.18
8/21/2015 22:37	1.16	15.68
8/21/2015 23:07	1.18	15.3
8/21/2015 23:37	1.21	15.04
8/22/2015 0:07	1.2	14.86
8/22/2015 0:37	1.09	14.74
8/22/2015 1:07	1.07	14.62
8/22/2015 1:37	1.07	14.46
8/22/2015 2:07	1.11	14.3
8/22/2015 2:37	1.06	14.14
8/22/2015 3:07	1.06	14
8/22/2015 3:37	1.01	13.86
8/22/2015 4:07	0.99	13.74
8/22/2015 4:37	0.88	13.6
8/22/2015 5:07	0.91	13.46
8/22/2015 5:37	0.88	13.36
8/22/2015 6:07	0.92	13.28
8/22/2015 6:37	0.92	13.28
8/22/2015 7:07	0.9	13.28
8/22/2015 7:37	0.97	13.26
8/22/2015 8:07	0.95	13.22
8/22/2015 8:37	0.98	13.16
8/22/2015 9:07	1.09	13.12
8/22/2015 9:37	1.07	13.1
8/22/2015 10:07	1.16	13.1
8/22/2015 10:37	1.17	13.14
8/22/2015 11:07	1.21	13.2
8/22/2015 11:37	6.95	16.8
8/22/2015 12:07	6.39	17.58
8/22/2015 12:37	6.38	17.7
8/22/2015 13:07	6.41	17.66
8/22/2015 13:37	6.42	17.68
8/22/2015 14:07	6.08	17.76
8/22/2015 14:37	2.23	18.2
8/22/2015 15:07	2.4	18.66
8/22/2015 15:37	2.6	18.78
8/22/2015 16:07	2.62	18.78
8/22/2015 16:37	2.59	18.62
8/22/2015 17:07	2.5	18.5
8/22/2015 17:37	2.42	18.44
8/22/2015 18:07	2.34	18.36
8/22/2015 18:37	2.27	18.32

Deep Creek Hydroelectric Project - 2015 Dissolved Oxygen Data

Date Time	DO conc, mg/L	Temp, °C
8/22/2015 19:07	2.29	18.28
8/22/2015 19:37	2.2	18.24
8/22/2015 20:07	2.15	18.18
8/22/2015 20:37	2.07	18.1
8/22/2015 21:07	1.77	17.64
8/22/2015 21:37	1.47	16.82
8/22/2015 22:07	1.33	16.14
8/22/2015 22:37	1.25	15.62
8/22/2015 23:07	1.24	15.26
8/22/2015 23:37	1.18	15.04
8/23/2015 0:07	1.14	14.9
8/23/2015 0:37	1.14	14.72
8/23/2015 1:07	1.08	14.54
8/23/2015 1:37	1.08	14.4
8/23/2015 2:07	1.11	14.28
8/23/2015 2:37	1.1	14.18
8/23/2015 3:07	0.94	14.02
8/23/2015 3:37	0.92	13.88
8/23/2015 4:07	0.9	13.74
8/23/2015 4:37	0.87	13.7
8/23/2015 5:07	0.87	13.72
8/23/2015 5:37	0.8	13.76
8/23/2015 6:07	0.79	13.7
8/23/2015 6:37	0.78	13.6
8/23/2015 7:07	0.8	13.56
8/23/2015 7:37	0.85	13.58
8/23/2015 8:07	0.92	13.54
8/23/2015 8:37	0.98	13.52
8/23/2015 9:07	1.01	13.5
8/23/2015 9:37	1.03	13.54
8/23/2015 10:07	1.11	13.58
8/23/2015 10:37	1.11	13.64
8/23/2015 11:07	1.09	13.6
8/23/2015 11:37	1.12	13.64
8/23/2015 12:07	1.19	13.66
8/23/2015 12:37	1.27	13.78
8/23/2015 13:07	1.27	13.8
8/23/2015 13:37	1.34	13.94
8/23/2015 14:07	1.51	14
8/23/2015 14:37	1.46	14.02
8/23/2015 15:07	1.46	14.06
8/23/2015 15:37	1.47	14.06
8/23/2015 16:07	1.44	13.9
8/23/2015 16:37	1.45	13.8
8/23/2015 17:07	1.39	13.74
8/23/2015 17:37	1.38	13.7
8/23/2015 18:07	1.23	13.68
8/23/2015 18:37	1.21	13.66
8/23/2015 19:07	1.09	13.64
8/23/2015 19:37	1.03	13.58
8/23/2015 20:07	0.98	13.52
8/23/2015 20:37	0.95	13.44
8/23/2015 21:07	1.07	13.38

Deep Creek Hydroelectric Project - 2015 Dissolved Oxygen Data

Date Time	DO conc, mg/L	Temp, °C
8/23/2015 21:37	0.95	13.32
8/23/2015 22:07	1.05	13.26
8/23/2015 22:37	1	13.2
8/23/2015 23:07	1.17	13.16
8/23/2015 23:37	1.11	13.12
8/24/2015 0:07	1.11	13.12
8/24/2015 0:37	1.11	13.12
8/24/2015 1:07	1.13	13.1
8/24/2015 1:37	0.97	13.1
8/24/2015 2:07	1.06	13.08
8/24/2015 2:37	1.07	13.06
8/24/2015 3:07	1.01	13
8/24/2015 3:37	1.05	12.98
8/24/2015 4:07	0.99	12.96
8/24/2015 4:37	1.07	12.94
8/24/2015 5:07	0.97	12.96
8/24/2015 5:37	1	13
8/24/2015 6:07	0.97	13.04
8/24/2015 6:37	1.05	13.08
8/24/2015 7:07	0.97	13.12
8/24/2015 7:37	0.97	13.2
8/24/2015 8:07	1.11	13.28
8/24/2015 8:37	1.3	13.3
8/24/2015 9:07	1.33	13.28
8/24/2015 9:37	1.46	13.26
8/24/2015 10:07	1.53	13.24
8/24/2015 10:37	1.53	13.28
8/24/2015 11:07	6.01	13.04
8/24/2015 11:37	6.3	17.3
8/24/2015 12:07	6.31	17.6
8/24/2015 12:37	6.25	17.56
8/24/2015 13:07	6.27	17.5
8/24/2015 13:37	6.21	17.46
8/24/2015 14:07	5.81	17.44
8/24/2015 14:37	1.79	17.82
8/24/2015 15:07	2.11	18.42
8/24/2015 15:37	2.33	18.64
8/24/2015 16:07	2.4	18.58
8/24/2015 16:37	2.39	18.38
8/24/2015 17:07	2.28	18.26
8/24/2015 17:37	2.22	18.18
8/24/2015 18:07	2.14	18.1
8/24/2015 18:37	2.1	18.06
8/24/2015 19:07	2.03	18.02
8/24/2015 19:37	2	17.98
8/24/2015 20:07	1.95	17.92
8/24/2015 20:37	1.88	17.88
8/24/2015 21:07	1.71	17.6
8/24/2015 21:37	1.42	16.8
8/24/2015 22:07	1.21	16.08
8/24/2015 22:37	1.18	15.56
8/24/2015 23:07	1.16	15.22
8/24/2015 23:37	1.2	14.96

Deep Creek Hydroelectric Project - 2015 Dissolved Oxygen Data

Date Time	DO conc, mg/L	Temp, °C
8/25/2015 0:07	1.17	14.76
8/25/2015 0:37	1.14	14.58
8/25/2015 1:07	1.03	14.48
8/25/2015 1:37	1.05	14.38
8/25/2015 2:07	1.06	14.28
8/25/2015 2:37	1.01	14.2
8/25/2015 3:07	1.01	14.1
8/25/2015 3:37	0.94	14
8/25/2015 4:07	1.01	13.88
8/25/2015 4:37	0.92	13.74
8/25/2015 5:07	0.91	13.64
8/25/2015 5:37	0.96	13.58
8/25/2015 6:07	0.91	13.58
8/25/2015 6:37	1.1	13.62
8/25/2015 7:07	1.06	13.62
8/25/2015 7:37	0.98	13.58
8/25/2015 8:07	1.16	13.52
8/25/2015 8:37	1.11	13.5
8/25/2015 9:07	1.22	13.5
8/25/2015 9:37	1.16	13.54
8/25/2015 10:07	1.3	13.62
8/25/2015 10:37	1.27	13.68
8/25/2015 11:07	1.32	13.68
8/25/2015 11:37	1.34	13.72
8/25/2015 12:07	1.43	13.78
8/25/2015 12:37	1.46	13.88
8/25/2015 13:07	1.51	13.96
8/25/2015 13:37	1.51	14.18
8/25/2015 14:07	1.56	14.36
8/25/2015 14:37	1.55	14.3
8/25/2015 15:07	1.51	14.14
8/25/2015 15:37	1.5	13.82
8/25/2015 16:07	1.5	13.78
8/25/2015 16:37	1.57	13.78
8/25/2015 17:07	1.44	13.72
8/25/2015 17:37	1.4	13.7
8/25/2015 18:07	1.34	13.68
8/25/2015 18:37	1.33	13.66
8/25/2015 19:07	1.22	13.62
8/25/2015 19:37	1.18	13.58
8/25/2015 20:07	1.06	13.56
8/25/2015 20:37	1.01	13.54
8/25/2015 21:07	0.97	13.52
8/25/2015 21:37	1.01	13.48
8/25/2015 22:07	1	13.48
8/25/2015 22:37	0.99	13.52
8/25/2015 23:07	1.05	13.52
8/25/2015 23:37	0.91	13.48
8/26/2015 0:07	1.02	13.36
8/26/2015 0:37	0.97	13.28
8/26/2015 1:07	0.98	13.24
8/26/2015 1:37	0.95	13.18
8/26/2015 2:07	1	13.1

Deep Creek Hydroelectric Project - 2015 Dissolved Oxygen Data

Date Time	DO conc, mg/L	Temp, °C
8/26/2015 2:37	1.01	13.02
8/26/2015 3:07	0.97	13
8/26/2015 3:37	0.95	13.04
8/26/2015 4:07	0.98	13.14
8/26/2015 4:37	0.94	13.26
8/26/2015 5:07	0.96	13.36
8/26/2015 5:37	0.88	13.42
8/26/2015 6:07	0.92	13.38
8/26/2015 6:37	0.91	13.3
8/26/2015 7:07	1.1	13.22
8/26/2015 7:37	1.09	13.2
8/26/2015 8:07	0.96	13.18
8/26/2015 8:37	1.19	13.2
8/26/2015 9:07	1.3	13.24
8/26/2015 9:37	1.29	13.3
8/26/2015 10:07	1.31	13.34
8/26/2015 10:37	1.4	13.36
8/26/2015 11:07	1.42	13.36
8/26/2015 11:37	1.41	13.36
8/26/2015 12:07	1.41	13.38
8/26/2015 12:37	1.41	13.38
8/26/2015 13:07	1.43	13.4
8/26/2015 13:37	1.36	13.42
8/26/2015 14:07	1.38	13.5
8/26/2015 14:37	1.4	13.58
8/26/2015 15:07	1.35	13.6
8/26/2015 15:37	1.44	13.76
8/26/2015 16:07	1.39	13.82
8/26/2015 16:37	1.4	13.84
8/26/2015 17:07	1.36	13.84
8/26/2015 17:37	1.25	13.76
8/26/2015 18:07	1.25	13.72
8/26/2015 18:37	1.16	13.68
8/26/2015 19:07	1.07	13.68
8/26/2015 19:37	1	13.66
8/26/2015 20:07	0.99	13.62
8/26/2015 20:37	0.91	13.58
8/26/2015 21:07	0.94	13.52
8/26/2015 21:37	0.88	13.46
8/26/2015 22:07	0.87	13.4
8/26/2015 22:37	0.88	13.36
8/26/2015 23:07	0.87	13.38
8/26/2015 23:37	0.81	13.4
8/27/2015 0:07	0.86	13.4
8/27/2015 0:37	0.9	13.38
8/27/2015 1:07	0.86	13.34
8/27/2015 1:37	0.85	13.3
8/27/2015 2:07	0.84	13.3
8/27/2015 2:37	0.86	13.3
8/27/2015 3:07	0.99	13.32
8/27/2015 3:37	0.97	13.32
8/27/2015 4:07	0.95	13.3
8/27/2015 4:37	0.89	13.28

Deep Creek Hydroelectric Project - 2015 Dissolved Oxygen Data

Date Time	DO conc, mg/L	Temp, °C
8/27/2015 5:07	0.95	13.24
8/27/2015 5:37	0.94	13.18
8/27/2015 6:07	0.88	13.12
8/27/2015 6:37	0.88	13.1
8/27/2015 7:07	0.95	13.08
8/27/2015 7:37	0.94	13.1
8/27/2015 8:07	1.01	13.12
8/27/2015 8:37	1.07	13.14
8/27/2015 9:07	1.05	13.14
8/27/2015 9:37	1.12	13.18
8/27/2015 10:07	1.12	13.24
8/27/2015 10:37	1.21	13.34
8/27/2015 11:07	1.29	13.46
8/27/2015 11:37	1.33	13.58
8/27/2015 12:07	1.35	13.64
8/27/2015 12:37	1.38	13.68
8/27/2015 13:07	1.4	13.76
8/27/2015 13:37	1.39	13.78
8/27/2015 14:07	1.4	13.8
8/27/2015 14:37	1.35	13.76
8/27/2015 15:07	1.36	13.78
8/27/2015 15:37	1.35	13.76
8/27/2015 16:07	1.34	13.7
8/27/2015 16:37	1.3	13.72
8/27/2015 17:07	1.28	13.66
8/27/2015 17:37	1.24	13.62
8/27/2015 18:07	1.25	13.56
8/27/2015 18:37	1.03	13.48
8/27/2015 19:07	0.98	13.44
8/27/2015 19:37	0.89	13.38
8/27/2015 20:07	0.84	13.32
8/27/2015 20:37	0.78	13.28
8/27/2015 21:07	0.78	13.24
8/27/2015 21:37	0.76	13.2
8/27/2015 22:07	0.79	13.16
8/27/2015 22:37	0.85	13.16
8/27/2015 23:07	0.85	13.2
8/27/2015 23:37	0.85	13.22
8/28/2015 0:07	0.81	13.26
8/28/2015 0:37	0.83	13.32
8/28/2015 1:07	0.85	13.36
8/28/2015 1:37	0.84	13.38
8/28/2015 2:07	0.86	13.4
8/28/2015 2:37	0.83	13.42
8/28/2015 3:07	0.84	13.44
8/28/2015 3:37	0.79	13.44
8/28/2015 4:07	0.81	13.46
8/28/2015 4:37	0.77	13.46
8/28/2015 5:07	0.84	13.5
8/28/2015 5:37	0.86	13.54
8/28/2015 6:07	0.79	13.54
8/28/2015 6:37	0.77	13.5
8/28/2015 7:07	0.81	13.46

Deep Creek Hydroelectric Project - 2015 Dissolved Oxygen Data

Date Time	DO conc, mg/L	Temp, °C
8/28/2015 7:37	0.83	13.46
8/28/2015 8:07	0.87	13.42
8/28/2015 8:37	0.9	13.42
8/28/2015 9:07	0.87	13.44
8/28/2015 9:37	0.92	13.42
8/28/2015 10:07	1.02	13.4
8/28/2015 10:37	1.02	13.36
8/28/2015 11:07	6.01	12.82
8/28/2015 11:37	6.91	17.9
8/28/2015 12:07	6.85	18.06
8/28/2015 12:37	6.84	18.12
8/28/2015 13:07	6.86	18.1
8/28/2015 13:37	6.86	18.08
8/28/2015 14:07	6.6	18.12
8/28/2015 14:37	3.2	18.46
8/28/2015 15:07	3.29	19.04
8/28/2015 15:37	3.47	19.24
8/28/2015 16:07	3.53	19.12
8/28/2015 16:37	3.52	18.98
8/28/2015 17:07	3.41	18.86
8/28/2015 17:37	3.31	18.78
8/28/2015 18:07	3.27	18.7
8/28/2015 18:37	3.18	18.64
8/28/2015 19:07	3.1	18.58
8/28/2015 19:37	3.04	18.54
8/28/2015 20:07	2.95	18.48
8/28/2015 20:37	2.88	18.4
8/28/2015 21:07	2.31	17.8
8/28/2015 21:37	1.85	16.92
8/28/2015 22:07	1.52	16.18
8/28/2015 22:37	1.39	15.7
8/28/2015 23:07	1.31	15.38
8/28/2015 23:37	1.3	15.14
8/29/2015 0:07	1.33	14.98
8/29/2015 0:37	1.25	14.82
8/29/2015 1:07	1.2	14.64
8/29/2015 1:37	1.2	14.52
8/29/2015 2:07	1.1	14.44
8/29/2015 2:37	1.13	14.36
8/29/2015 3:07	1.12	14.26
8/29/2015 3:37	1.07	14.16
8/29/2015 4:07	1	14.02
8/29/2015 4:37	0.98	13.9
8/29/2015 5:07	0.95	13.76
8/29/2015 5:37	0.89	13.68
8/29/2015 6:07	0.91	13.64
8/29/2015 6:37	0.92	13.62
8/29/2015 7:07	0.88	13.62
8/29/2015 7:37	0.96	13.6
8/29/2015 8:07	0.96	13.6
8/29/2015 8:37	1.01	13.6
8/29/2015 9:07	0.96	13.64
8/29/2015 9:37	1.08	13.68

Deep Creek Hydroelectric Project - 2015 Dissolved Oxygen Data

Date Time	DO conc, mg/L	Temp, °C
8/29/2015 10:07	1.11	13.72
8/29/2015 10:37	1.11	13.76
8/29/2015 11:07	6	13.18
8/29/2015 11:37	6.85	17.82
8/29/2015 12:07	6.81	18
8/29/2015 12:37	6.81	18.04
8/29/2015 13:07	6.8	18.06
8/29/2015 13:37	6.78	18.06
8/29/2015 14:07	5.83	18.14
8/29/2015 14:37	2.94	18.56
8/29/2015 15:07	3.14	19.06
8/29/2015 15:37	3.28	19.28
8/29/2015 16:07	3.35	19.16
8/29/2015 16:37	3.31	19.06
8/29/2015 17:07	3.29	18.96
8/29/2015 17:37	3.2	18.9
8/29/2015 18:07	3.13	18.82
8/29/2015 18:37	3.09	18.78
8/29/2015 19:07	3.06	18.72
8/29/2015 19:37	3	18.66
8/29/2015 20:07	2.89	18.62
8/29/2015 20:37	2.71	18.48
8/29/2015 21:07	2.09	17.78
8/29/2015 21:37	1.63	16.88
8/29/2015 22:07	1.36	16.2
8/29/2015 22:37	1.29	15.76
8/29/2015 23:07	1.25	15.44
8/29/2015 23:37	1.16	15.18
8/30/2015 0:07	1.17	15.02
8/30/2015 0:37	1.1	14.84
8/30/2015 1:07	1.13	14.7
8/30/2015 1:37	1.1	14.56
8/30/2015 2:07	1.08	14.46
8/30/2015 2:37	1.05	14.38
8/30/2015 3:07	1.06	14.3
8/30/2015 3:37	1.05	14.22
8/30/2015 4:07	0.97	14.12
8/30/2015 4:37	0.9	14.02
8/30/2015 5:07	0.87	13.94
8/30/2015 5:37	0.9	13.9
8/30/2015 6:07	0.85	13.88
8/30/2015 6:37	0.87	13.86
8/30/2015 7:07	0.83	13.82
8/30/2015 7:37	0.83	13.76
8/30/2015 8:07	0.81	13.76
8/30/2015 8:37	0.94	13.76
8/30/2015 9:07	1.02	13.74
8/30/2015 9:37	1.21	13.72
8/30/2015 10:07	1.13	13.76
8/30/2015 10:37	1.22	13.82
8/30/2015 11:07	1.13	13.88
8/30/2015 11:37	1.27	13.92
8/30/2015 12:07	1.28	13.92

Deep Creek Hydroelectric Project - 2015 Dissolved Oxygen Data

Date Time	DO conc, mg/L	Temp, °C
8/30/2015 12:37	1.3	13.92
8/30/2015 13:07	1.21	13.94
8/30/2015 13:37	1.22	14.02
8/30/2015 14:07	1.19	13.94
8/30/2015 14:37	1.33	13.94
8/30/2015 15:07	1.34	13.9
8/30/2015 15:37	1.28	14
8/30/2015 16:07	1.24	13.88
8/30/2015 16:37	1.19	13.78
8/30/2015 17:07	1.13	13.72
8/30/2015 17:37	1.11	13.66
8/30/2015 18:07	1.08	13.58
8/30/2015 18:37	1.02	13.54
8/30/2015 19:07	0.98	13.52
8/30/2015 19:37	0.91	13.5
8/30/2015 20:07	0.84	13.5
8/30/2015 20:37	0.83	13.52
8/30/2015 21:07	0.85	13.54
8/30/2015 21:37	0.86	13.58
8/30/2015 22:07	0.74	13.6
8/30/2015 22:37	0.78	13.62
8/30/2015 23:07	0.77	13.64
8/30/2015 23:37	0.78	13.6
8/31/2015 0:07	0.79	13.5
8/31/2015 0:37	0.77	13.48
8/31/2015 1:07	0.77	13.5
8/31/2015 1:37	0.74	13.48
8/31/2015 2:07	0.72	13.42
8/31/2015 2:37	0.67	13.36
8/31/2015 3:07	0.73	13.34
8/31/2015 3:37	0.73	13.38
8/31/2015 4:07	0.68	13.4
8/31/2015 4:37	0.72	13.42
8/31/2015 5:07	0.67	13.46
8/31/2015 5:37	0.66	13.56
8/31/2015 6:07	0.63	13.62
8/31/2015 6:37	0.7	13.7
8/31/2015 7:07	0.83	13.76
8/31/2015 7:37	0.75	13.78
8/31/2015 8:07	0.75	13.82
8/31/2015 8:37	0.86	13.9
8/31/2015 9:07	0.94	13.96
8/31/2015 9:37	1.07	14.02
8/31/2015 10:07	1.11	14.02
8/31/2015 10:37	1.06	14
8/31/2015 11:07	6.02	13.86
8/31/2015 11:37	6.75	17.84
8/31/2015 12:07	6.67	18.04
8/31/2015 12:37	6.7	18.08
8/31/2015 13:07	6.75	18.12
8/31/2015 13:37	6.74	18.1
8/31/2015 14:07	6.41	18.1
8/31/2015 14:37	2.89	18.64

Deep Creek Hydroelectric Project - 2015 Dissolved Oxygen Data

Date Time	DO conc, mg/L	Temp, °C
8/31/2015 15:07	3.09	19.18
8/31/2015 15:37	3.18	19.08
8/31/2015 16:07	3.25	19.02
8/31/2015 16:37	3.34	19
8/31/2015 17:07	3.3	18.94
8/31/2015 17:37	3.19	18.86
8/31/2015 18:07	3.15	18.8
8/31/2015 18:37	3.08	18.72
8/31/2015 19:07	3.03	18.68
8/31/2015 19:37	3	18.64
8/31/2015 20:07	2.88	18.6
8/31/2015 20:37	2.74	18.52
8/31/2015 21:07	2.19	17.94
8/31/2015 21:37	1.68	17.08
8/31/2015 22:07	1.42	16.36
8/31/2015 22:37	1.27	15.84
8/31/2015 23:07	1.2	15.48
8/31/2015 23:37	1.19	15.26
9/1/2015 0:07	1.14	15.08
9/1/2015 0:37	1.27	14.94
9/1/2015 1:07	1.11	14.76
9/1/2015 1:37	0.97	14.58
9/1/2015 2:07	1.03	14.44
9/1/2015 2:37	0.96	14.38
9/1/2015 3:07	0.87	14.38
9/1/2015 3:37	0.84	14.32
9/1/2015 4:07	0.77	14.24
9/1/2015 4:37	0.83	14.16
9/1/2015 5:07	0.77	14.06
9/1/2015 5:37	0.74	14
9/1/2015 6:07	0.67	13.96
9/1/2015 6:37	0.77	13.96
9/1/2015 7:07	0.72	13.94
9/1/2015 7:37	0.7	13.94
9/1/2015 8:07	0.76	13.92
9/1/2015 8:37	0.83	13.86
9/1/2015 9:07	0.9	13.84
9/1/2015 9:37	0.94	13.8
9/1/2015 10:07	0.98	13.8
9/1/2015 10:37	1.05	13.86
9/1/2015 11:07	1.09	13.92
9/1/2015 11:37	1.12	13.94
9/1/2015 12:07	1.12	13.92
9/1/2015 12:37	1.12	13.94
9/1/2015 13:07	1.09	13.98
9/1/2015 13:37	1.07	13.96
9/1/2015 14:07	1.02	14.16
9/1/2015 14:37	1.07	14.28
9/1/2015 15:07	1.02	14.16
9/1/2015 15:37	1.06	14.12
9/1/2015 16:07	1	13.78
9/1/2015 16:37	1.1	13.58
9/1/2015 17:07	1.14	13.5

Deep Creek Hydroelectric Project - 2015 Dissolved Oxygen Data

Date Time	DO conc, mg/L	Temp, °C
9/1/2015 17:37	1.03	13.44
9/1/2015 18:07	1.03	13.4
9/1/2015 18:37	1.03	13.38
9/1/2015 19:07	0.97	13.34
9/1/2015 19:37	0.79	13.3
9/1/2015 20:07	0.78	13.3
9/1/2015 20:37	0.74	13.32
9/1/2015 21:07	0.57	13.38
9/1/2015 21:37	0.58	13.4
9/1/2015 22:07	0.61	13.4
9/1/2015 22:37	0.79	13.36
9/1/2015 23:07	0.84	13.34
9/1/2015 23:37	0.78	13.32
9/2/2015 0:07	0.78	13.3
9/2/2015 0:37	0.73	13.32
9/2/2015 1:07	0.75	13.4
9/2/2015 1:37	0.68	13.46
9/2/2015 2:07	0.73	13.38
9/2/2015 2:37	0.87	13.3
9/2/2015 3:07	0.8	13.28
9/2/2015 3:37	0.83	13.34
9/2/2015 4:07	0.72	13.42
9/2/2015 4:37	0.78	13.5
9/2/2015 5:07	0.76	13.52
9/2/2015 5:37	0.74	13.48
9/2/2015 6:07	0.76	13.44
9/2/2015 6:37	0.77	13.42
9/2/2015 7:07	0.69	13.4
9/2/2015 7:37	0.77	13.38
9/2/2015 8:07	0.78	13.4
9/2/2015 8:37	0.88	13.42
9/2/2015 9:07	0.95	13.42
9/2/2015 9:37	1	13.42
9/2/2015 10:07	1	13.36
9/2/2015 10:37	0.95	13.34
9/2/2015 11:07	1.07	13.36
9/2/2015 11:37	1.12	13.4
9/2/2015 12:07	1.1	13.54
9/2/2015 12:37	1.2	13.66
9/2/2015 13:07	5.95	13.66
9/2/2015 13:37	6.64	17.46
9/2/2015 14:07	6.59	17.62
9/2/2015 14:37	6.62	17.68
9/2/2015 15:07	6.6	17.68
9/2/2015 15:37	6.53	17.58
9/2/2015 16:07	6.5	17.48
9/2/2015 16:37	6.48	17.44
9/2/2015 17:07	6.44	17.5
9/2/2015 17:37	6.53	17.54
9/2/2015 18:07	6.53	17.58
9/2/2015 18:37	2.45	17.68
9/2/2015 19:07	2.18	18.1
9/2/2015 19:37	2.3	18.3

Deep Creek Hydroelectric Project - 2015 Dissolved Oxygen Data

Date Time	DO conc, mg/L	Temp, °C
9/2/2015 20:07	2.3	18.36
9/2/2015 20:37	2.28	18.36
9/2/2015 21:07	2.32	18.36
9/2/2015 21:37	2.38	18.36
9/2/2015 22:07	2.36	18.32
9/2/2015 22:37	2.26	18.28
9/2/2015 23:07	2.31	18.24
9/2/2015 23:37	2.18	18.16
9/3/2015 0:07	2.14	18.08
9/3/2015 0:37	2.04	17.96
9/3/2015 1:07	1.81	17.78
9/3/2015 1:37	1.32	17.28
9/3/2015 2:07	0.99	16.56
9/3/2015 2:37	0.84	15.9
9/3/2015 3:07	0.77	15.52
9/3/2015 3:37	0.76	15.24
9/3/2015 4:07	0.72	15.06
9/3/2015 4:37	0.69	14.9
9/3/2015 5:07	0.59	14.76
9/3/2015 5:37	0.59	14.58
9/3/2015 6:07	0.63	14.4
9/3/2015 6:37	0.59	14.24
9/3/2015 7:07	0.57	14.14
9/3/2015 7:37	0.62	14.1
9/3/2015 8:07	0.68	14.12
9/3/2015 8:37	0.74	14.16
9/3/2015 9:07	0.84	14.1
9/3/2015 9:37	0.85	14.02
9/3/2015 10:07	0.97	14
9/3/2015 10:37	1	14.08
9/3/2015 11:07	1	14.14
9/3/2015 11:37	1.02	14.14
9/3/2015 12:07	1.09	14.12
9/3/2015 12:37	1.1	14.04
9/3/2015 13:07	5.8	13.6
9/3/2015 13:37	6.56	17.72
9/3/2015 14:07	6.53	17.98
9/3/2015 14:37	6.59	17.96
9/3/2015 15:07	6.58	17.98
9/3/2015 15:37	6.59	17.92
9/3/2015 16:07	6.59	17.9
9/3/2015 16:37	6.59	17.92
9/3/2015 17:07	6.59	17.8
9/3/2015 17:37	6.53	17.66
9/3/2015 18:07	6.13	17.62
9/3/2015 18:37	2.26	17.78
9/3/2015 19:07	2.21	18.18
9/3/2015 19:37	2.33	18.34
9/3/2015 20:07	2.38	18.42
9/3/2015 20:37	2.43	18.42
9/3/2015 21:07	2.38	18.42
9/3/2015 21:37	2.45	18.38
9/3/2015 22:07	2.4	18.34

Deep Creek Hydroelectric Project - 2015 Dissolved Oxygen Data

Date Time	DO conc, mg/L	Temp, °C
9/3/2015 22:37	2.37	18.32
9/3/2015 23:07	2.38	18.3
9/3/2015 23:37	2.4	18.26
9/4/2015 0:07	2.4	18.24
9/4/2015 0:37	2.34	18.18
9/4/2015 1:07	1.92	17.7
9/4/2015 1:37	1.46	16.92
9/4/2015 2:07	1.21	16.22
9/4/2015 2:37	1.09	15.78
9/4/2015 3:07	1.06	15.52
9/4/2015 3:37	1.06	15.42
9/4/2015 4:07	1.02	15.32
9/4/2015 4:37	1	15.24
9/4/2015 5:07	0.95	15.14
9/4/2015 5:37	0.83	15.04
9/4/2015 6:07	0.81	14.9
9/4/2015 6:37	0.76	14.78
9/4/2015 7:07	0.74	14.68
9/4/2015 7:37	0.8	14.64
9/4/2015 8:07	0.8	14.6
9/4/2015 8:37	0.79	14.56
9/4/2015 9:07	0.94	14.46
9/4/2015 9:37	0.91	14.36
9/4/2015 10:07	5.86	14.12
9/4/2015 10:37	6.75	17.98
9/4/2015 11:07	6.68	18.14
9/4/2015 11:37	6.68	18.2
9/4/2015 12:07	6.73	18.22
9/4/2015 12:37	6.73	18.22
9/4/2015 13:07	6.43	18.24
9/4/2015 13:37	2.99	18.68
9/4/2015 14:07	3.17	19.3
9/4/2015 14:37	3.31	19.28
9/4/2015 15:07	3.36	19.2
9/4/2015 15:37	3.27	19.06
9/4/2015 16:07	3.27	18.98
9/4/2015 16:37	3.09	18.92
9/4/2015 17:07	3.1	18.9
9/4/2015 17:37	3.17	18.86
9/4/2015 18:07	3.18	18.82
9/4/2015 18:37	3.16	18.78
9/4/2015 19:07	3.08	18.74
9/4/2015 19:37	2.86	18.62
9/4/2015 20:07	2.16	17.9
9/4/2015 20:37	1.58	17.02
9/4/2015 21:07	1.34	16.34
9/4/2015 21:37	1.22	15.92
9/4/2015 22:07	1.1	15.64
9/4/2015 22:37	1.1	15.36
9/4/2015 23:07	1.01	15.18
9/4/2015 23:37	0.99	15.04
9/5/2015 0:07	0.92	14.96
9/5/2015 0:37	0.94	14.88

Deep Creek Hydroelectric Project - 2015 Dissolved Oxygen Data

Date Time	DO conc, mg/L	Temp, °C
9/5/2015 1:07	0.83	14.74
9/5/2015 1:37	0.86	14.6
9/5/2015 2:07	0.83	14.52
9/5/2015 2:37	0.85	14.48
9/5/2015 3:07	0.72	14.46
9/5/2015 3:37	0.69	14.42
9/5/2015 4:07	0.63	14.34
9/5/2015 4:37	0.67	14.28
9/5/2015 5:07	0.62	14.2
9/5/2015 5:37	0.64	14.14
9/5/2015 6:07	0.65	14.04
9/5/2015 6:37	0.56	13.92
9/5/2015 7:07	0.61	13.8
9/5/2015 7:37	0.56	13.76
9/5/2015 8:07	0.62	13.76
9/5/2015 8:37	0.69	13.78
9/5/2015 9:07	0.75	13.8
9/5/2015 9:37	0.83	13.82
9/5/2015 10:07	5.93	13.88
9/5/2015 10:37	6.91	18.14
9/5/2015 11:07	6.87	18.36
9/5/2015 11:37	6.91	18.42
9/5/2015 12:07	6.91	18.54
9/5/2015 12:37	6.91	18.66
9/5/2015 13:07	6.54	18.7
9/5/2015 13:37	3.22	18.96
9/5/2015 14:07	3.3	19.4
9/5/2015 14:37	3.43	19.5
9/5/2015 15:07	3.61	19.56
9/5/2015 15:37	3.7	19.68
9/5/2015 16:07	3.69	19.58
9/5/2015 16:37	3.69	19.5
9/5/2015 17:07	3.59	19.38
9/5/2015 17:37	3.49	19.3
9/5/2015 18:07	3.43	19.24
9/5/2015 18:37	3.38	19.18
9/5/2015 19:07	3.37	19.08
9/5/2015 19:37	3.15	18.86
9/5/2015 20:07	2.36	18
9/5/2015 20:37	1.76	17.02
9/5/2015 21:07	1.42	16.3
9/5/2015 21:37	1.31	15.82
9/5/2015 22:07	1.28	15.54
9/5/2015 22:37	1.32	15.4
9/5/2015 23:07	1.25	15.28
9/5/2015 23:37	1.17	15.2
9/6/2015 0:07	1.18	15.12
9/6/2015 0:37	1.11	15.04
9/6/2015 1:07	1.01	14.96
9/6/2015 1:37	0.95	14.84
9/6/2015 2:07	0.91	14.76
9/6/2015 2:37	0.85	14.72
9/6/2015 3:07	0.85	14.66

Deep Creek Hydroelectric Project - 2015 Dissolved Oxygen Data

Date Time	DO conc, mg/L	Temp, °C
9/6/2015 3:37	0.79	14.62
9/6/2015 4:07	0.76	14.58
9/6/2015 4:37	0.75	14.52
9/6/2015 5:07	0.7	14.46
9/6/2015 5:37	0.68	14.4
9/6/2015 6:07	0.66	14.36
9/6/2015 6:37	0.67	14.36
9/6/2015 7:07	0.66	14.38
9/6/2015 7:37	0.66	14.42
9/6/2015 8:07	0.69	14.38
9/6/2015 8:37	0.72	14.28
9/6/2015 9:07	0.78	14.16
9/6/2015 9:37	0.84	14.1
9/6/2015 10:07	0.94	14.08
9/6/2015 10:37	0.91	14.08
9/6/2015 11:07	0.95	14.12
9/6/2015 11:37	0.94	14.16
9/6/2015 12:07	1.03	14.24
9/6/2015 12:37	1.08	14.26
9/6/2015 13:07	1.1	14.34
9/6/2015 13:37	1.08	14.56
9/6/2015 14:07	1.01	14.58
9/6/2015 14:37	0.99	14.52
9/6/2015 15:07	0.98	14.56
9/6/2015 15:37	0.96	14.56
9/6/2015 16:07	0.89	14.3
9/6/2015 16:37	0.81	14.16
9/6/2015 17:07	0.9	14.06
9/6/2015 17:37	0.79	13.98
9/6/2015 18:07	0.8	13.9
9/6/2015 18:37	0.75	13.86
9/6/2015 19:07	0.7	13.8
9/6/2015 19:37	0.65	13.78
9/6/2015 20:07	0.61	13.74
9/6/2015 20:37	0.59	13.72
9/6/2015 21:07	0.57	13.7
9/6/2015 21:37	0.57	13.68
9/6/2015 22:07	0.56	13.64
9/6/2015 22:37	0.55	13.6
9/6/2015 23:07	0.55	13.56
9/6/2015 23:37	0.52	13.54
9/7/2015 0:07	0.55	13.52
9/7/2015 0:37	0.47	13.46
9/7/2015 1:07	0.5	13.46
9/7/2015 1:37	0.53	13.48
9/7/2015 2:07	0.54	13.5
9/7/2015 2:37	0.54	13.5
9/7/2015 3:07	0.55	13.5
9/7/2015 3:37	0.51	13.5
9/7/2015 4:07	0.51	13.48
9/7/2015 4:37	0.51	13.52
9/7/2015 5:07	0.5	13.54
9/7/2015 5:37	0.5	13.54

Deep Creek Hydroelectric Project - 2015 Dissolved Oxygen Data

Date Time	DO conc, mg/L	Temp, °C
9/7/2015 6:07	0.46	13.54
9/7/2015 6:37	0.46	13.52
9/7/2015 7:07	0.46	13.5
9/7/2015 7:37	0.45	13.5
9/7/2015 8:07	0.48	13.52
9/7/2015 8:37	0.48	13.54
9/7/2015 9:07	0.54	13.56
9/7/2015 9:37	0.57	13.58
9/7/2015 10:07	5.84	13.22
9/7/2015 10:37	6.71	17.96
9/7/2015 11:07	6.64	18.1
9/7/2015 11:37	6.65	18.06
9/7/2015 12:07	6.66	18.04
9/7/2015 12:37	6.66	17.96
9/7/2015 13:07	5.86	18.1
9/7/2015 13:37	2.7	18.6
9/7/2015 14:07	2.84	19.18
9/7/2015 14:37	3.09	19.46
9/7/2015 15:07	3.06	19.48
9/7/2015 15:37	3.13	19.38
9/7/2015 16:07	3.1	19.12
9/7/2015 16:37	3.02	18.94
9/7/2015 17:07	2.97	18.84
9/7/2015 17:37	2.86	18.74
9/7/2015 18:07	2.84	18.66
9/7/2015 18:37	2.82	18.6
9/7/2015 19:07	2.7	18.56
9/7/2015 19:37	2.54	18.44
9/7/2015 20:07	1.95	17.78
9/7/2015 20:37	1.47	16.94
9/7/2015 21:07	1.24	16.3
9/7/2015 21:37	1.07	15.86
9/7/2015 22:07	1.09	15.54
9/7/2015 22:37	1.06	15.34
9/7/2015 23:07	1	15.22
9/7/2015 23:37	1	15.1
9/8/2015 0:07	0.99	14.98
9/8/2015 0:37	0.9	14.84
9/8/2015 1:07	0.84	14.68
9/8/2015 1:37	0.84	14.52
9/8/2015 2:07	0.87	14.42
9/8/2015 2:37	0.81	14.4
9/8/2015 3:07	0.79	14.34
9/8/2015 3:37	0.73	14.28
9/8/2015 4:07	0.74	14.22
9/8/2015 4:37	0.7	14.16
9/8/2015 5:07	0.68	14.06
9/8/2015 5:37	0.64	13.98
9/8/2015 6:07	0.68	13.9
9/8/2015 6:37	0.7	13.88
9/8/2015 7:07	0.69	13.9
9/8/2015 7:37	0.74	13.9
9/8/2015 8:07	0.74	13.86

Deep Creek Hydroelectric Project - 2015 Dissolved Oxygen Data

Date Time	DO conc, mg/L	Temp, °C
9/8/2015 8:37	0.8	13.8
9/8/2015 9:07	0.78	13.78
9/8/2015 9:37	0.79	13.8
9/8/2015 10:07	0.86	13.82
9/8/2015 10:37	0.86	13.86
9/8/2015 11:07	0.87	13.9
9/8/2015 11:37	0.87	14
9/8/2015 12:07	0.96	14.04
9/8/2015 12:37	1.01	14.2
9/8/2015 13:07	1.01	14.3
9/8/2015 13:37	1.08	14.56
9/8/2015 14:07	1	14.62
9/8/2015 14:37	1.02	14.54
9/8/2015 15:07	0.96	14.38
9/8/2015 15:37	0.95	14.42
9/8/2015 16:07	0.85	14.26
9/8/2015 16:37	0.89	14.14
9/8/2015 17:07	0.81	14.06
9/8/2015 17:37	0.74	13.98
9/8/2015 18:07	0.68	13.92
9/8/2015 18:37	0.65	13.88
9/8/2015 19:07	0.59	13.88
9/8/2015 19:37	0.61	13.84
9/8/2015 20:07	0.48	13.82
9/8/2015 20:37	0.53	13.8
9/8/2015 21:07	0.5	13.8
9/8/2015 21:37	0.5	13.78
9/8/2015 22:07	0.45	13.78
9/8/2015 22:37	0.48	13.78
9/8/2015 23:07	0.51	13.78
9/8/2015 23:37	0.51	13.76
9/9/2015 0:07	0.46	13.78
9/9/2015 0:37	0.55	13.84
9/9/2015 1:07	0.54	13.84
9/9/2015 1:37	0.5	13.84
9/9/2015 2:07	0.52	13.84
9/9/2015 2:37	0.51	13.86
9/9/2015 3:07	0.52	13.86
9/9/2015 3:37	0.51	13.88
9/9/2015 4:07	0.47	13.88
9/9/2015 4:37	0.5	13.88
9/9/2015 5:07	0.46	13.88
9/9/2015 5:37	0.5	13.88
9/9/2015 6:07	0.46	13.82
9/9/2015 6:37	0.45	13.76
9/9/2015 7:07	0.45	13.68
9/9/2015 7:37	0.47	13.64
9/9/2015 8:07	0.52	13.68
9/9/2015 8:37	0.54	13.78
9/9/2015 9:07	0.56	13.88
9/9/2015 9:37	0.62	13.9
9/9/2015 10:07	0.56	13.92
9/9/2015 10:37	0.58	13.94

Deep Creek Hydroelectric Project - 2015 Dissolved Oxygen Data

Date Time	DO conc, mg/L	Temp, °C
9/9/2015 11:07	0.56	14.04
9/9/2015 11:37	0.51	14.16
9/9/2015 12:07	0.41	14.16
9/9/2015 12:37	0.41	14.1
9/9/2015 13:07	0.3	14.04
9/9/2015 13:37	0.34	14.04
9/9/2015 14:07	0.35	14.02
9/9/2015 14:37	0.29	14.18
9/9/2015 15:07	0.28	14.48
9/9/2015 15:37	0.23	14.52
9/9/2015 16:07	0.15	14.2
9/9/2015 16:37	0.15	14.04
9/9/2015 17:07	0.06	13.92
9/9/2015 17:37	0.03	13.84
9/9/2015 18:07	0.1	13.8
9/9/2015 18:37	0.07	13.72
9/9/2015 19:07	0.02	13.66
9/9/2015 19:37	0.01	13.62
9/9/2015 20:07	0	13.58
9/9/2015 20:37	0	13.56
9/9/2015 21:07	0	13.56
9/9/2015 21:37	-0.02	13.54
9/9/2015 22:07	0	13.54
9/9/2015 22:37	-0.01	13.54
9/9/2015 23:07	0	13.54
9/9/2015 23:37	-0.01	13.56
9/10/2015 0:07	-0.01	13.54
9/10/2015 0:37	-0.02	13.52
9/10/2015 1:07	-0.02	13.52
9/10/2015 1:37	-0.02	13.54
9/10/2015 2:07	-0.01	13.58
9/10/2015 2:37	-0.01	13.62
9/10/2015 3:07	-0.01	13.72
9/10/2015 3:37	-0.01	13.78
9/10/2015 4:07	-0.02	13.76
9/10/2015 4:37	-0.02	13.72
9/10/2015 5:07	-0.01	13.7
9/10/2015 5:37	-0.01	13.7
9/10/2015 6:07	-0.02	13.7
9/10/2015 6:37	-0.02	13.7
9/10/2015 7:07	-0.02	13.7
9/10/2015 7:37	-0.02	13.68
9/10/2015 8:07	-0.02	13.7
9/10/2015 8:37	-0.02	13.72
9/10/2015 9:07	-0.01	13.78
9/10/2015 9:37	-0.02	13.9
9/10/2015 10:07	-0.02	13.94
9/10/2015 10:37	0	13.9
9/10/2015 11:07	0	13.86
9/10/2015 11:37	0.08	13.8
9/10/2015 12:07	0.06	13.7
9/10/2015 12:37	0	13.74
9/10/2015 13:07	0	13.88

Deep Creek Hydroelectric Project - 2015 Dissolved Oxygen Data

Date Time	DO conc, mg/L	Temp, °C
9/10/2015 13:37	6.56	17.92
9/10/2015 14:07	6.36	18.34
9/10/2015 14:37	6.36	18.28
9/10/2015 15:07	6.32	18.18
9/10/2015 15:37	6.35	18.1
9/10/2015 16:07	6.35	18.18
9/10/2015 16:37	6.42	18.3
9/10/2015 17:07	6.06	18.4
9/10/2015 17:37	2.25	18.58
9/10/2015 18:07	2.18	18.94
9/10/2015 18:37	2.39	19.1
9/10/2015 19:07	2.42	19.12
9/10/2015 19:37	2.48	19.1
9/10/2015 20:07	2.48	19.06
9/10/2015 20:37	2.47	19.04
9/10/2015 21:07	2.45	19
9/10/2015 21:37	2.47	18.96
9/10/2015 22:07	2.5	18.92
9/10/2015 22:37	2.44	18.9
9/10/2015 23:07	2.44	18.88
9/10/2015 23:37	2.27	18.74
9/11/2015 0:07	1.74	18.04
9/11/2015 0:37	1.3	17.16
9/11/2015 1:07	1	16.46
9/11/2015 1:37	0.96	16.02
9/11/2015 2:07	0.86	15.72
9/11/2015 2:37	0.91	15.58
9/11/2015 3:07	0.84	15.48
9/11/2015 3:37	0.78	15.26
9/11/2015 4:07	0.69	15.04
9/11/2015 4:37	0.67	14.82
9/11/2015 5:07	0.66	14.68
9/11/2015 5:37	0.62	14.56
9/11/2015 6:07	0.58	14.44
9/11/2015 6:37	0.59	14.34
9/11/2015 7:07	0.54	14.26
9/11/2015 7:37	0.54	14.18
9/11/2015 8:07	0.56	14.12
9/11/2015 8:37	0.59	14.08
9/11/2015 9:07	0.59	14.08
9/11/2015 9:37	0.63	14.08
9/11/2015 10:07	5.53	13.84
9/11/2015 10:37	6.42	17.82
9/11/2015 11:07	6.33	18.02
9/11/2015 11:37	6.33	18
9/11/2015 12:07	6.3	17.98
9/11/2015 12:37	6.31	18
9/11/2015 13:07	6.27	18.04
9/11/2015 13:37	6.23	18.04
9/11/2015 14:07	6.24	18.06
9/11/2015 14:37	6.19	18.04
9/11/2015 15:07	6.2	18
9/11/2015 15:37	6.17	18.02

Deep Creek Hydroelectric Project - 2015 Dissolved Oxygen Data

Date Time	DO conc, mg/L	Temp, °C
9/11/2015 16:07	6.22	18
9/11/2015 16:37	6.21	18.02
9/11/2015 17:07	5.83	18.06
9/11/2015 17:37	1.72	18.22
9/11/2015 18:07	1.68	18.6
9/11/2015 18:37	1.93	18.76
9/11/2015 19:07	1.94	18.8
9/11/2015 19:37	1.92	18.78
9/11/2015 20:07	1.93	18.76
9/11/2015 20:37	1.87	18.74
9/11/2015 21:07	1.89	18.72
9/11/2015 21:37	1.88	18.7
9/11/2015 22:07	1.94	18.66
9/11/2015 22:37	1.89	18.64
9/11/2015 23:07	1.88	18.6
9/11/2015 23:37	1.84	18.54
9/12/2015 0:07	1.33	17.92
9/12/2015 0:37	0.9	17.02
9/12/2015 1:07	0.67	16.32
9/12/2015 1:37	0.61	15.9
9/12/2015 2:07	0.58	15.58
9/12/2015 2:37	0.55	15.42
9/12/2015 3:07	0.54	15.28
9/12/2015 3:37	0.5	15.12
9/12/2015 4:07	0.47	15
9/12/2015 4:37	0.46	14.86
9/12/2015 5:07	0.46	14.74
9/12/2015 5:37	0.43	14.62
9/12/2015 6:07	0.42	14.54
9/12/2015 6:37	0.45	14.46
9/12/2015 7:07	0.4	14.38
9/12/2015 7:37	0.45	14.32
9/12/2015 8:07	0.39	14.26
9/12/2015 8:37	0.37	14.24
9/12/2015 9:07	0.4	14.22
9/12/2015 9:37	0.47	14.18
9/12/2015 10:07	5.59	14.16
9/12/2015 10:37	6.42	18.24
9/12/2015 11:07	6.38	18.46
9/12/2015 11:37	6.37	18.44
9/12/2015 12:07	6.36	18.46
9/12/2015 12:37	6.34	18.42
9/12/2015 13:07	5.93	18.4
9/12/2015 13:37	2.15	18.54
9/12/2015 14:07	2.32	18.92
9/12/2015 14:37	2.56	19.12
9/12/2015 15:07	2.73	19.18
9/12/2015 15:37	2.64	19.14
9/12/2015 16:07	2.52	19.08
9/12/2015 16:37	2.44	19.02
9/12/2015 17:07	2.47	19
9/12/2015 17:37	2.54	18.96
9/12/2015 18:07	2.47	18.94

Deep Creek Hydroelectric Project - 2015 Dissolved Oxygen Data

Date Time	DO conc, mg/L	Temp, °C
9/12/2015 18:37	2.44	18.9
9/12/2015 19:07	2.4	18.86
9/12/2015 19:37	2.07	18.68
9/12/2015 20:07	1.5	17.92
9/12/2015 20:37	1.1	17.06
9/12/2015 21:07	0.84	16.44
9/12/2015 21:37	0.72	16.04
9/12/2015 22:07	0.75	15.72
9/12/2015 22:37	0.65	15.46
9/12/2015 23:07	0.61	15.28
9/12/2015 23:37	0.56	15.1
9/13/2015 0:07	0.57	14.96
9/13/2015 0:37	0.51	14.84
9/13/2015 1:07	0.47	14.72
9/13/2015 1:37	0.43	14.66
9/13/2015 2:07	0.45	14.6
9/13/2015 2:37	0.42	14.56
9/13/2015 3:07	0.36	14.5
9/13/2015 3:37	0.37	14.44
9/13/2015 4:07	0.32	14.4
9/13/2015 4:37	0.34	14.32
9/13/2015 5:07	0.29	14.26
9/13/2015 5:37	0.3	14.22
9/13/2015 6:07	0.3	14.16
9/13/2015 6:37	0.29	14.1
9/13/2015 7:07	0.31	14.04
9/13/2015 7:37	0.29	14.04
9/13/2015 8:07	0.31	14.06
9/13/2015 8:37	0.34	14.1
9/13/2015 9:07	0.4	14.12
9/13/2015 9:37	0.46	14.1
9/13/2015 10:07	0.51	14.06
9/13/2015 10:37	0.47	14
9/13/2015 11:07	0.45	13.96
9/13/2015 11:37	0.51	13.92
9/13/2015 12:07	0.45	13.84
9/13/2015 12:37	0.43	13.8
9/13/2015 13:07	0.47	13.86
9/13/2015 13:37	0.46	13.82
9/13/2015 14:07	0.39	13.76
9/13/2015 14:37	0.41	13.88
9/13/2015 15:07	0.37	13.86
9/13/2015 15:37	0.41	13.84
9/13/2015 16:07	0.4	13.72
9/13/2015 16:37	0.39	13.58
9/13/2015 17:07	0.36	13.5
9/13/2015 17:37	0.35	13.5
9/13/2015 18:07	0.35	13.54
9/13/2015 18:37	0.24	13.56
9/13/2015 19:07	0.22	13.6
9/13/2015 19:37	0.19	13.58
9/13/2015 20:07	0.15	13.54
9/13/2015 20:37	0.15	13.48

Deep Creek Hydroelectric Project - 2015 Dissolved Oxygen Data

Date Time	DO conc, mg/L	Temp, °C
9/13/2015 21:07	0.15	13.5
9/13/2015 21:37	0.12	13.54
9/13/2015 22:07	0.14	13.58
9/13/2015 22:37	0.15	13.66
9/13/2015 23:07	0.13	13.76
9/13/2015 23:37	0.12	13.82
9/14/2015 0:07	0.15	13.9
9/14/2015 0:37	0.13	13.94
9/14/2015 1:07	0.11	13.9
9/14/2015 1:37	0.09	13.84
9/14/2015 2:07	0.1	13.8
9/14/2015 2:37	0.09	13.82
9/14/2015 3:07	0.06	13.84
9/14/2015 3:37	0.04	13.82
9/14/2015 4:07	0.06	13.76
9/14/2015 4:37	0.03	13.7
9/14/2015 5:07	0.03	13.66
9/14/2015 5:37	0.02	13.6
9/14/2015 6:07	0.02	13.52
9/14/2015 6:37	0.01	13.46
9/14/2015 7:07	0.01	13.44
9/14/2015 7:37	0.01	13.42
9/14/2015 8:07	0.01	13.42
9/14/2015 8:37	0	13.46
9/14/2015 9:07	0	13.54
9/14/2015 9:37	0	13.66
9/14/2015 10:07	5.89	13.88
9/14/2015 10:37	6.31	17.66
9/14/2015 11:07	6.1	17.8
9/14/2015 11:37	6.14	17.88
9/14/2015 12:07	6.17	17.84
9/14/2015 12:37	6.13	17.84
9/14/2015 13:07	6.04	17.86
9/14/2015 13:37	6.04	17.78
9/14/2015 14:07	5.83	17.78
9/14/2015 14:37	1.54	18.18
9/14/2015 15:07	1.67	18.74
9/14/2015 15:37	1.93	18.9
9/14/2015 16:07	1.92	18.68
9/14/2015 16:37	1.92	18.58
9/14/2015 17:07	1.83	18.5
9/14/2015 17:37	1.72	18.46
9/14/2015 18:07	1.67	18.42
9/14/2015 18:37	1.71	18.38
9/14/2015 19:07	1.65	18.32
9/14/2015 19:37	1.66	18.28
9/14/2015 20:07	1.65	18.26
9/14/2015 20:37	1.61	18.2
9/14/2015 21:07	1.2	17.78
9/14/2015 21:37	0.89	16.98
9/14/2015 22:07	0.76	16.36
9/14/2015 22:37	0.61	15.92
9/14/2015 23:07	0.51	15.6

Deep Creek Hydroelectric Project - 2015 Dissolved Oxygen Data

Date Time	DO conc, mg/L	Temp, °C
9/14/2015 23:37	0.5	15.24
9/15/2015 0:07	0.5	15.02
9/15/2015 0:37	0.47	14.86
9/15/2015 1:07	0.41	14.74
9/15/2015 1:37	0.43	14.6
9/15/2015 2:07	0.33	14.48
9/15/2015 2:37	0.31	14.36
9/15/2015 3:07	0.28	14.28
9/15/2015 3:37	0.28	14.22
9/15/2015 4:07	0.29	14.18
9/15/2015 4:37	0.18	14.14
9/15/2015 5:07	0.23	14.12
9/15/2015 5:37	0.22	14.08
9/15/2015 6:07	0.15	14
9/15/2015 6:37	0.2	13.88
9/15/2015 7:07	0.13	13.76
9/15/2015 7:37	0.14	13.7
9/15/2015 8:07	0.15	13.7
9/15/2015 8:37	0.19	13.74
9/15/2015 9:07	0.17	13.78
9/15/2015 9:37	0.18	13.84
9/15/2015 10:07	5.7	13.94
9/15/2015 10:37	6.91	18.04
9/15/2015 11:07	6.78	18.24
9/15/2015 11:37	6.86	18.34
9/15/2015 12:07	6.85	18.32
9/15/2015 12:37	6.75	18.28
9/15/2015 13:07	6.76	18.26
9/15/2015 13:37	6.76	18.3
9/15/2015 14:07	5.6	18.4
9/15/2015 14:37	2.93	18.86
9/15/2015 15:07	2.96	19.38
9/15/2015 15:37	3.13	19.46
9/15/2015 16:07	3.09	19.28
9/15/2015 16:37	3.08	19.16
9/15/2015 17:07	3.05	19.1
9/15/2015 17:37	2.96	19.02
9/15/2015 18:07	2.92	18.96
9/15/2015 18:37	2.84	18.9
9/15/2015 19:07	2.76	18.84
9/15/2015 19:37	2.66	18.8
9/15/2015 20:07	2.67	18.74
9/15/2015 20:37	2.55	18.64
9/15/2015 21:07	1.95	18
9/15/2015 21:37	1.39	17.2
9/15/2015 22:07	0.97	16.46
9/15/2015 22:37	0.69	15.98
9/15/2015 23:07	0.72	15.62
9/15/2015 23:37	0.66	15.4
9/16/2015 0:07	0.57	15.26
9/16/2015 0:37	0.58	15.12
9/16/2015 1:07	0.48	15
9/16/2015 1:37	0.59	14.92

Deep Creek Hydroelectric Project - 2015 Dissolved Oxygen Data

Date Time	DO conc, mg/L	Temp, °C
9/16/2015 2:07	0.46	14.8
9/16/2015 2:37	0.42	14.7
9/16/2015 3:07	0.41	14.62
9/16/2015 3:37	0.37	14.6
9/16/2015 4:07	0.33	14.56
9/16/2015 4:37	0.26	14.5
9/16/2015 5:07	0.28	14.36
9/16/2015 5:37	0.2	14.18
9/16/2015 6:07	0.22	14
9/16/2015 6:37	0.21	13.88
9/16/2015 7:07	0.17	13.8
9/16/2015 7:37	0.15	13.78
9/16/2015 8:07	0.17	13.82
9/16/2015 8:37	0.2	13.86
9/16/2015 9:07	0.19	13.92
9/16/2015 9:37	0.22	13.96
9/16/2015 10:07	0.15	14
9/16/2015 10:37	7.54	17.28
9/16/2015 11:07	7.03	18.5
9/16/2015 11:37	7.01	18.54
9/16/2015 12:07	7	18.52
9/16/2015 12:37	7	18.48
9/16/2015 13:07	6.46	18.5
9/16/2015 13:37	3.51	18.96
9/16/2015 14:07	3.34	19.54
9/16/2015 14:37	3.6	19.82
9/16/2015 15:07	3.61	19.88
9/16/2015 15:37	3.53	19.7
9/16/2015 16:07	3.4	19.42
9/16/2015 16:37	3.41	19.28
9/16/2015 17:07	3.39	19.18
9/16/2015 17:37	3.29	19.12
9/16/2015 18:07	3.27	19.06
9/16/2015 18:37	3.29	18.98
9/16/2015 19:07	3.21	18.92
9/16/2015 19:37	2.94	18.74
9/16/2015 20:07	2.1	17.96
9/16/2015 20:37	1.33	17.12
9/16/2015 21:07	0.95	16.54
9/16/2015 21:37	0.84	16.1
9/16/2015 22:07	0.69	15.82
9/16/2015 22:37	0.59	15.62
9/16/2015 23:07	0.47	15.42
9/16/2015 23:37	0.51	15.28
9/17/2015 0:07	0.46	15.18
9/17/2015 0:37	0.45	15.08
9/17/2015 1:07	0.39	15
9/17/2015 1:37	0.47	14.94
9/17/2015 2:07	0.35	14.9
9/17/2015 2:37	0.35	14.82
9/17/2015 3:07	0.25	14.72
9/17/2015 3:37	0.24	14.66
9/17/2015 4:07	0.36	14.64

Deep Creek Hydroelectric Project - 2015 Dissolved Oxygen Data

Date Time	DO conc, mg/L	Temp, °C
9/17/2015 4:37	0.25	14.64
9/17/2015 5:07	0.22	14.62
9/17/2015 5:37	0.19	14.6
9/17/2015 6:07	0.22	14.6
9/17/2015 6:37	0.23	14.56
9/17/2015 7:07	0.17	14.5
9/17/2015 7:37	0.17	14.44
9/17/2015 8:07	0.21	14.42
9/17/2015 8:37	0.18	14.42
9/17/2015 9:07	0.22	14.44
9/17/2015 9:37	0.2	14.46
9/17/2015 10:07	5.68	14.26
9/17/2015 10:37	7.11	18.42
9/17/2015 11:07	6.93	18.56
9/17/2015 11:37	6.89	18.54
9/17/2015 12:07	6.87	18.52
9/17/2015 12:37	6.88	18.5
9/17/2015 13:07	6.7	18.52
9/17/2015 13:37	3.42	18.9
9/17/2015 14:07	3.25	19.38
9/17/2015 14:37	3.41	19.76
9/17/2015 15:07	3.42	19.9
9/17/2015 15:37	3.41	19.74
9/17/2015 16:07	3.29	19.46
9/17/2015 16:37	3.22	19.32
9/17/2015 17:07	3.25	19.24
9/17/2015 17:37	3.15	19.16
9/17/2015 18:07	3.16	19.08
9/17/2015 18:37	3.14	19.04
9/17/2015 19:07	3.14	18.98
9/17/2015 19:37	2.85	18.8
9/17/2015 20:07	1.97	17.98
9/17/2015 20:37	1.23	17.08
9/17/2015 21:07	0.81	16.4
9/17/2015 21:37	0.64	15.9
9/17/2015 22:07	0.52	15.52
9/17/2015 22:37	0.39	15.3
9/17/2015 23:07	0.46	15.16
9/17/2015 23:37	0.4	15.04
9/18/2015 0:07	0.31	14.9
9/18/2015 0:37	0.32	14.8
9/18/2015 1:07	0.33	14.74
9/18/2015 1:37	0.25	14.66
9/18/2015 2:07	0.22	14.58
9/18/2015 2:37	0.29	14.52
9/18/2015 3:07	0.2	14.48
9/18/2015 3:37	0.18	14.44
9/18/2015 4:07	0.15	14.4
9/18/2015 4:37	0.13	14.34
9/18/2015 5:07	0.17	14.26
9/18/2015 5:37	0.13	14.22
9/18/2015 6:07	0.11	14.22
9/18/2015 6:37	0.1	14.2

Deep Creek Hydroelectric Project - 2015 Dissolved Oxygen Data

Date Time	DO conc, mg/L	Temp, °C
9/18/2015 7:07	0.1	14.12
9/18/2015 7:37	0.12	14.04
9/18/2015 8:07	0.09	14.02
9/18/2015 8:37	0.11	14.02
9/18/2015 9:07	0.13	14.08
9/18/2015 9:37	0.12	14.16
9/18/2015 10:07	5.8	14.32
9/18/2015 10:37	7.07	18.32
9/18/2015 11:07	6.95	18.42
9/18/2015 11:37	6.9	18.38
9/18/2015 12:07	6.85	18.32
9/18/2015 12:37	6.85	18.28
9/18/2015 13:07	6.54	18.34
9/18/2015 13:37	3.2	18.8
9/18/2015 14:07	3.18	19.38
9/18/2015 14:37	3.26	19.68
9/18/2015 15:07	3.32	19.72
9/18/2015 15:37	3.31	19.56
9/18/2015 16:07	3.13	19.22
9/18/2015 16:37	3.08	19.1
9/18/2015 17:07	3.11	19.02
9/18/2015 17:37	3.09	18.96
9/18/2015 18:07	3.08	18.92
9/18/2015 18:37	2.95	18.86
9/18/2015 19:07	2.92	18.82
9/18/2015 19:37	2.63	18.64
9/18/2015 20:07	1.82	17.84
9/18/2015 20:37	1.12	16.98
9/18/2015 21:07	0.78	16.42
9/18/2015 21:37	0.65	16
9/18/2015 22:07	0.52	15.7
9/18/2015 22:37	0.41	15.42
9/18/2015 23:07	0.34	15.28
9/18/2015 23:37	0.34	15.18
9/19/2015 0:07	0.4	15.08
9/19/2015 0:37	0.34	14.98
9/19/2015 1:07	0.33	14.9
9/19/2015 1:37	0.3	14.82
9/19/2015 2:07	0.23	14.72
9/19/2015 2:37	0.2	14.58
9/19/2015 3:07	0.2	14.48
9/19/2015 3:37	0.11	14.38
9/19/2015 4:07	0.1	14.3
9/19/2015 4:37	0.14	14.26
9/19/2015 5:07	0.08	14.26
9/19/2015 5:37	0.21	14.26
9/19/2015 6:07	0.07	14.24
9/19/2015 6:37	0.07	14.22
9/19/2015 7:07	0.07	14.22
9/19/2015 7:37	0.07	14.28
9/19/2015 8:07	0.06	14.36
9/19/2015 8:37	0.09	14.42
9/19/2015 9:07	0.2	14.38

Deep Creek Hydroelectric Project - 2015 Dissolved Oxygen Data

Date Time	DO conc, mg/L	Temp, °C
9/19/2015 9:37	0.34	14.32
9/19/2015 10:07	0.42	14.34
9/19/2015 10:37	0.61	14.5
9/19/2015 11:07	0.54	14.66
9/19/2015 11:37	0.56	14.78
9/19/2015 12:07	0.53	14.72
9/19/2015 12:37	0.62	14.74
9/19/2015 13:07	0.56	14.9
9/19/2015 13:37	0.57	15.1
9/19/2015 14:07	0.52	15.16
9/19/2015 14:37	0.67	15.2
9/19/2015 15:07	0.51	15.22
9/19/2015 15:37	0.51	15.02
9/19/2015 16:07	0.42	14.76
9/19/2015 16:37	0.39	14.6
9/19/2015 17:07	0.44	14.48
9/19/2015 17:37	0.47	14.38
9/19/2015 18:07	0.39	14.3
9/19/2015 18:37	0.46	14.22
9/19/2015 19:07	0.37	14.16
9/19/2015 19:37	0.3	14.1
9/19/2015 20:07	0.22	14.06
9/19/2015 20:37	0.25	14
9/19/2015 21:07	0.2	13.96
9/19/2015 21:37	0.23	14
9/19/2015 22:07	0.2	14.06
9/19/2015 22:37	0.2	14.1
9/19/2015 23:07	0.23	14.16
9/19/2015 23:37	0.23	14.16
9/20/2015 0:07	0.25	14.18
9/20/2015 0:37	0.15	14.16
9/20/2015 1:07	0.12	14.08
9/20/2015 1:37	0.15	13.96
9/20/2015 2:07	0.14	13.86
9/20/2015 2:37	0.15	13.84
9/20/2015 3:07	0.15	13.82
9/20/2015 3:37	0.13	13.82
9/20/2015 4:07	0.14	13.84
9/20/2015 4:37	0.12	13.9
9/20/2015 5:07	0.18	13.94
9/20/2015 5:37	0.12	13.96
9/20/2015 6:07	0.13	13.96
9/20/2015 6:37	0.14	13.96
9/20/2015 7:07	0.11	13.94
9/20/2015 7:37	0.12	13.96
9/20/2015 8:07	0.12	14
9/20/2015 8:37	0.15	14
9/20/2015 9:07	0.15	14
9/20/2015 9:37	0.18	14.04
9/20/2015 10:07	0.17	14.12
9/20/2015 10:37	0.18	14.16
9/20/2015 11:07	0.19	14.22
9/20/2015 11:37	0.18	14.3

Deep Creek Hydroelectric Project - 2015 Dissolved Oxygen Data

Date Time	DO conc, mg/L	Temp, °C
9/20/2015 12:07	0.18	14.34
9/20/2015 12:37	0.18	14.44
9/20/2015 13:07	0.2	14.7
9/20/2015 13:37	0.24	14.96
9/20/2015 14:07	0.26	15.08
9/20/2015 14:37	0.23	15.16
9/20/2015 15:07	0.23	15.1
9/20/2015 15:37	0.19	14.92
9/20/2015 16:07	0.14	14.6
9/20/2015 16:37	0.13	14.46
9/20/2015 17:07	0.12	14.36
9/20/2015 17:37	0.11	14.3
9/20/2015 18:07	0.07	14.22
9/20/2015 18:37	0.06	14.18
9/20/2015 19:07	0.02	14.12
9/20/2015 19:37	0.02	14.06
9/20/2015 20:07	0.01	14.02
9/20/2015 20:37	0	14.02
9/20/2015 21:07	-0.01	14.04
9/20/2015 21:37	-0.02	14.02
9/20/2015 22:07	-0.02	13.98
9/20/2015 22:37	-0.03	13.96
9/20/2015 23:07	-0.03	13.96
9/20/2015 23:37	-0.03	13.98
9/21/2015 0:07	-0.03	13.98
9/21/2015 0:37	-0.03	13.98
9/21/2015 1:07	-0.03	13.92
9/21/2015 1:37	-0.03	13.9
9/21/2015 2:07	-0.03	13.92
9/21/2015 2:37	-0.03	13.92
9/21/2015 3:07	-0.03	13.88
9/21/2015 3:37	-0.02	13.9
9/21/2015 4:07	-0.02	13.94
9/21/2015 4:37	-0.01	13.98
9/21/2015 5:07	-0.01	14
9/21/2015 5:37	-0.02	14.02
9/21/2015 6:07	-0.02	14.02
9/21/2015 6:37	-0.02	14
9/21/2015 7:07	-0.01	13.96
9/21/2015 7:37	-0.02	13.94
9/21/2015 8:07	-0.02	13.94
9/21/2015 8:37	-0.03	13.9
9/21/2015 9:07	-0.03	13.88
9/21/2015 9:37	-0.03	13.86
9/21/2015 10:07	5.75	13.78
9/21/2015 10:37	7.76	18.62
9/21/2015 11:07	7.67	18.88
9/21/2015 11:37	7.66	18.88
9/21/2015 12:07	7.66	18.92
9/21/2015 12:37	7.69	18.96
9/21/2015 13:07	7.42	18.96
9/21/2015 13:37	4.94	19.1
9/21/2015 14:07	4.25	19.36

Deep Creek Hydroelectric Project - 2015 Dissolved Oxygen Data

Date Time	DO conc, mg/L	Temp, °C
9/21/2015 14:37	4.28	19.28
9/21/2015 15:07	4.95	19.14
9/21/2015 15:37	6.85	19
9/21/2015 16:07	8.57	18.84
9/21/2015 16:37	8.78	18.76
9/21/2015 17:07	8.88	18.72
9/21/2015 17:37	8.82	18.68
9/21/2015 18:07	8.74	18.44
9/21/2015 18:37	8.63	17.14
9/21/2015 19:07	8.78	16.12
9/21/2015 19:37	8.75	15.22
9/21/2015 20:07	8.86	14.6
9/21/2015 20:37	8.82	14.36
9/21/2015 21:07	8.86	14.24
9/21/2015 21:37	8.68	14.22
9/21/2015 22:07	8.87	14.2
9/21/2015 22:37	8.75	14.2
9/21/2015 23:07	8.88	14.2
9/21/2015 23:37	8.71	14.2
9/22/2015 0:07	8.9	14.24
9/22/2015 0:37	8.71	14.24
9/22/2015 1:07	8.78	14.24
9/22/2015 1:37	8.84	14.26
9/22/2015 2:07	8.77	14.3
9/22/2015 2:37	8.78	14.34
9/22/2015 3:07	8.85	14.4
9/22/2015 3:37	8.75	14.44
9/22/2015 4:07	8.71	14.46
9/22/2015 4:37	8.7	14.46
9/22/2015 5:07	8.83	14.42
9/22/2015 5:37	8.7	14.42
9/22/2015 6:07	8.66	14.46
9/22/2015 6:37	8.81	14.48
9/22/2015 7:07	8.72	14.5
9/22/2015 7:37	8.86	14.54
9/22/2015 8:07	8.87	14.56
9/22/2015 8:37	8.76	14.6
9/22/2015 9:07	8.88	14.64
9/22/2015 9:37	9	14.66
9/22/2015 10:07	8.87	14.68
9/22/2015 10:37	8.85	14.7
9/22/2015 11:07	9	14.7
9/22/2015 11:37	8.99	14.68
9/22/2015 12:07	9.05	14.7
9/22/2015 12:37	8.81	14.72
9/22/2015 13:07	8.89	14.7
9/22/2015 13:37	8.95	14.7
9/22/2015 14:07	8.85	14.66
9/22/2015 14:37	8.79	14.6
9/22/2015 15:07	8.83	14.58
9/22/2015 15:37	8.83	14.58
9/22/2015 16:07	8.93	14.64
9/22/2015 16:37	8.87	14.7

Deep Creek Hydroelectric Project - 2015 Dissolved Oxygen Data

Date Time	DO conc, mg/L	Temp, °C
9/22/2015 17:07	8.97	14.74
9/22/2015 17:37	8.83	14.7
9/22/2015 18:07	8.76	14.68
9/22/2015 18:37	8.75	14.68
9/22/2015 19:07	8.75	14.66
9/22/2015 19:37	8.61	14.64
9/22/2015 20:07	8.73	14.62
9/22/2015 20:37	8.65	14.68
9/22/2015 21:07	8.78	14.78
9/22/2015 21:37	8.62	14.86
9/22/2015 22:07	8.64	14.86
9/22/2015 22:37	8.68	14.82
9/22/2015 23:07	8.62	14.8
9/22/2015 23:37	8.6	14.8
9/23/2015 0:07	8.68	14.74
9/23/2015 0:37	8.67	14.66
9/23/2015 1:07	8.65	14.62
9/23/2015 1:37	8.78	14.58
9/23/2015 2:07	8.73	14.56
9/23/2015 2:37	8.64	14.54
9/23/2015 3:07	8.71	14.48
9/23/2015 3:37	8.68	14.42
9/23/2015 4:07	8.71	14.42
9/23/2015 4:37	8.55	14.44
9/23/2015 5:07	8.71	14.42
9/23/2015 5:37	8.75	14.4
9/23/2015 6:07	8.65	14.36
9/23/2015 6:37	8.64	14.28
9/23/2015 7:07	8.72	14.2
9/23/2015 7:37	8.68	14.14
9/23/2015 8:07	8.7	14.1
9/23/2015 8:37	8.62	14.06
9/23/2015 9:07	8.73	14.06
9/23/2015 9:37	8.77	14.1
9/23/2015 10:07	8.57	14.14
9/23/2015 10:37	8.64	14.2
9/23/2015 11:07	8.56	14.26
9/23/2015 11:37	8.55	14.28
9/23/2015 12:07	8.52	14.32
9/23/2015 12:37	8.53	14.38
9/23/2015 13:07	8.56	14.5
9/23/2015 13:37	8.53	14.66
9/23/2015 14:07	8.53	14.72
9/23/2015 14:37	8.48	14.8
9/23/2015 15:07	8.42	14.84
9/23/2015 15:37	8.42	14.72
9/23/2015 16:07	8.29	14.56
9/23/2015 16:37	8.39	14.5
9/23/2015 17:07	8.18	14.46
9/23/2015 17:37	8.22	14.38
9/23/2015 18:07	8.18	14.4
9/23/2015 18:37	8.17	14.48
9/23/2015 19:07	8.22	14.48

Deep Creek Hydroelectric Project - 2015 Dissolved Oxygen Data

Date Time	DO conc, mg/L	Temp, °C
9/23/2015 19:37	8.18	14.52
9/23/2015 20:07	8.09	14.56
9/23/2015 20:37	8.08	14.62
9/23/2015 21:07	8.06	14.62
9/23/2015 21:37	8.14	14.5
9/23/2015 22:07	8.05	14.42
9/23/2015 22:37	8.05	14.42
9/23/2015 23:07	8.22	14.44
9/23/2015 23:37	8.1	14.38
9/24/2015 0:07	8.07	14.22
9/24/2015 0:37	8.14	14.1
9/24/2015 1:07	7.97	14.04
9/24/2015 1:37	7.8	14
9/24/2015 2:07	8.03	13.96
9/24/2015 2:37	7.83	13.94
9/24/2015 3:07	7.9	13.92
9/24/2015 3:37	7.91	13.92
9/24/2015 4:07	7.77	13.94
9/24/2015 4:37	7.73	13.98
9/24/2015 5:07	7.85	14
9/24/2015 5:37	7.69	14.02
9/24/2015 6:07	7.67	14.02
9/24/2015 6:37	7.54	13.98
9/24/2015 7:07	7.56	13.94
9/24/2015 7:37	7.73	13.9
9/24/2015 8:07	7.62	13.92
9/24/2015 8:37	7.55	13.94
9/24/2015 9:07	7.57	13.96
9/24/2015 9:37	7.56	14.04
9/24/2015 10:07	7.43	14.16
9/24/2015 10:37	7.36	14.28
9/24/2015 11:07	7.24	14.4
9/24/2015 11:37	7.33	14.42
9/24/2015 12:07	7.39	14.46
9/24/2015 12:37	7.28	14.54
9/24/2015 13:07	7.23	14.66
9/24/2015 13:37	7.3	14.8
9/24/2015 14:07	7.25	14.88
9/24/2015 14:37	7.24	14.88
9/24/2015 15:07	7.12	14.84
9/24/2015 15:37	7.04	14.7
9/24/2015 16:07	7	14.56
9/24/2015 16:37	6.85	14.48
9/24/2015 17:07	6.69	14.48
9/24/2015 17:37	6.54	14.5
9/24/2015 18:07	6.6	14.52
9/24/2015 18:37	6.52	14.5
9/24/2015 19:07	6.43	14.54
9/24/2015 19:37	6.42	14.56
9/24/2015 20:07	6.32	14.58
9/24/2015 20:37	6.19	14.54
9/24/2015 21:07	6.19	14.56
9/24/2015 21:37	6.25	14.48

Deep Creek Hydroelectric Project - 2015 Dissolved Oxygen Data

Date Time	DO conc, mg/L	Temp, °C
9/24/2015 22:07	6.39	14.44
9/24/2015 22:37	6.27	14.46
9/24/2015 23:07	6.31	14.44
9/24/2015 23:37	6.05	14.44
9/25/2015 0:07	5.83	14.46
9/25/2015 0:37	5.83	14.44
9/25/2015 1:07	5.54	14.36
9/25/2015 1:37	5.65	14.3
9/25/2015 2:07	5.59	14.28
9/25/2015 2:37	5.47	14.3
9/25/2015 3:07	5.32	14.4
9/25/2015 3:37	5.33	14.38
9/25/2015 4:07	5.32	14.32
9/25/2015 4:37	5.2	14.38
9/25/2015 5:07	5.16	14.46
9/25/2015 5:37	5.16	14.5
9/25/2015 6:07	4.98	14.58
9/25/2015 6:37	4.95	14.66
9/25/2015 7:07	4.9	14.7
9/25/2015 7:37	4.86	14.76
9/25/2015 8:07	4.93	14.84
9/25/2015 8:37	5.21	15.2
9/25/2015 9:07	5.11	15.44
9/25/2015 9:37	4.84	15.6
9/25/2015 10:07	6.77	15.7
9/25/2015 10:37	8.46	18.96
9/25/2015 11:07	8.4	19.1
9/25/2015 11:37	8.42	19.14
9/25/2015 12:07	8.46	19.22
9/25/2015 12:37	8.49	19.26
9/25/2015 13:07	8.33	19.3
9/25/2015 13:37	7.79	19.5
9/25/2015 14:07	7.97	19.7
9/25/2015 14:37	7.96	19.7
9/25/2015 15:07	7.9	19.7
9/25/2015 15:37	7.92	19.66
9/25/2015 16:07	7.98	19.62
9/25/2015 16:37	7.91	19.58
9/25/2015 17:07	7.74	19.38
9/25/2015 17:37	6.97	18.3
9/25/2015 18:07	6.33	17.22
9/25/2015 18:37	6.17	16.68
9/25/2015 19:07	5.95	16.4
9/25/2015 19:37	5.78	16.2
9/25/2015 20:07	5.64	16.08
9/25/2015 20:37	5.9	16
9/25/2015 21:07	5.73	15.94
9/25/2015 21:37	5.75	15.86
9/25/2015 22:07	5.68	15.78
9/25/2015 22:37	5.72	15.74
9/25/2015 23:07	5.46	15.68
9/25/2015 23:37	5.71	15.64
9/26/2015 0:07	5.76	15.66

Deep Creek Hydroelectric Project - 2015 Dissolved Oxygen Data

Date Time	DO conc, mg/L	Temp, °C
9/26/2015 0:37	5.78	15.72
9/26/2015 1:07	5.78	15.76
9/26/2015 1:37	5.75	15.76
9/26/2015 2:07	5.68	15.74
9/26/2015 2:37	5.77	15.7
9/26/2015 3:07	5.77	15.7
9/26/2015 3:37	5.93	15.74
9/26/2015 4:07	5.86	15.8
9/26/2015 4:37	5.72	15.84
9/26/2015 5:07	5.8	15.82
9/26/2015 5:37	5.82	15.8
9/26/2015 6:07	5.68	15.8
9/26/2015 6:37	5.78	15.82
9/26/2015 7:07	5.84	15.84
9/26/2015 7:37	5.87	15.86
9/26/2015 8:07	5.97	15.92
9/26/2015 8:37	6.04	16.02
9/26/2015 9:07	6.17	16.1
9/26/2015 9:37	6.11	16.18
9/26/2015 10:07	6.03	16.24
9/26/2015 10:37	6.3	16.3
9/26/2015 11:07	6.14	16.32
9/26/2015 11:37	6.14	16.34
9/26/2015 12:07	6.15	16.34
9/26/2015 12:37	6.17	16.28
9/26/2015 13:07	6.22	16.24
9/26/2015 13:37	5.9	16.38
9/26/2015 14:07	6.23	16.36
9/26/2015 14:37	5.97	16.28
9/26/2015 15:07	6.12	16.28
9/26/2015 15:37	5.87	16.3
9/26/2015 16:07	6.1	16.4
9/26/2015 16:37	6.09	16.44
9/26/2015 17:07	6.21	16.48
9/26/2015 17:37	6.09	16.58
9/26/2015 18:07	6.36	16.66
9/26/2015 18:37	6.2	16.66
9/26/2015 19:07	6.16	16.62
9/26/2015 19:37	6.15	16.64
9/26/2015 20:07	6.19	16.74
9/26/2015 20:37	6.23	16.86
9/26/2015 21:07	6.01	16.92
9/26/2015 21:37	6.31	16.96
9/26/2015 22:07	6.19	17
9/26/2015 22:37	6.22	17
9/26/2015 23:07	6.25	17
9/26/2015 23:37	6.34	17
9/27/2015 0:07	6.24	16.94
9/27/2015 0:37	6.2	16.88
9/27/2015 1:07	6.01	16.92
9/27/2015 1:37	6.1	16.96
9/27/2015 2:07	6.22	16.98
9/27/2015 2:37	6.26	17.02

Deep Creek Hydroelectric Project - 2015 Dissolved Oxygen Data

Date Time	DO conc, mg/L	Temp, °C
9/27/2015 3:07	6.39	17.06
9/27/2015 3:37	6.14	17.12
9/27/2015 4:07	6.2	17.18
9/27/2015 4:37	6.19	17.22
9/27/2015 5:07	6.16	17.18
9/27/2015 5:37	6.01	17.1
9/27/2015 6:07	6.22	17.04
9/27/2015 6:37	6.25	17.04
9/27/2015 7:07	6.11	17.06
9/27/2015 7:37	5.75	17.06
9/27/2015 8:07	5.87	17.06
9/27/2015 8:37	5.77	17.04
9/27/2015 9:07	5.95	17.04
9/27/2015 9:37	5.64	17.08
9/27/2015 10:07	6.14	17.1
9/27/2015 10:37	6.21	17.08
9/27/2015 11:07	5.8	17.02
9/27/2015 11:37	5.67	17
9/27/2015 12:07	5.69	17
9/27/2015 12:37	5.67	16.96
9/27/2015 13:07	5.66	16.9
9/27/2015 13:37	5.57	16.9
9/27/2015 14:07	5.37	16.94
9/27/2015 14:37	5.16	16.92
9/27/2015 15:07	4.99	16.92
9/27/2015 15:37	4.91	16.92
9/27/2015 16:07	4.83	16.9
9/27/2015 16:37	4.74	16.86
9/27/2015 17:07	4.68	16.78
9/27/2015 17:37	4.58	16.68
9/27/2015 18:07	4.34	16.64
9/27/2015 18:37	4.23	16.66
9/27/2015 19:07	4.18	16.7
9/27/2015 19:37	4.18	16.7
9/27/2015 20:07	4.24	16.72
9/27/2015 20:37	4.23	16.72
9/27/2015 21:07	4.14	16.7
9/27/2015 21:37	4.08	16.66
9/27/2015 22:07	4.05	16.68
9/27/2015 22:37	4.04	16.64
9/27/2015 23:07	4.13	16.56
9/27/2015 23:37	4.06	16.5
9/28/2015 0:07	4.01	16.48
9/28/2015 0:37	3.98	16.48
9/28/2015 1:07	4.01	16.48
9/28/2015 1:37	3.97	16.48
9/28/2015 2:07	4	16.48
9/28/2015 2:37	3.98	16.46
9/28/2015 3:07	4	16.44
9/28/2015 3:37	3.98	16.42
9/28/2015 4:07	3.95	16.4
9/28/2015 4:37	3.91	16.36
9/28/2015 5:07	3.85	16.32

Deep Creek Hydroelectric Project - 2015 Dissolved Oxygen Data

Date Time	DO conc, mg/L	Temp, °C
9/28/2015 5:37	3.83	16.28
9/28/2015 6:07	3.82	16.24
9/28/2015 6:37	3.8	16.22
9/28/2015 7:07	3.76	16.22
9/28/2015 7:37	3.74	16.22
9/28/2015 8:07	3.75	16.22
9/28/2015 8:37	3.74	16.22
9/28/2015 9:07	3.54	16.34
9/28/2015 9:37	3.3	16.44
9/28/2015 10:07	7.17	16.28
9/28/2015 10:37	8.74	18.22
9/28/2015 11:07	8.66	18.3
9/28/2015 11:37	8.67	18.3
9/28/2015 12:07	8.66	18.32
9/28/2015 12:37	8.65	18.34
9/28/2015 13:07	8.5	18.34
9/28/2015 13:37	6.66	18.54
9/28/2015 14:07	6.27	18.92
9/28/2015 14:37	6.08	19.12
9/28/2015 15:07	6.37	19.12
9/28/2015 15:37	6.64	19.08
9/28/2015 16:07	6.53	19.08
9/28/2015 16:37	6.46	19.08
9/28/2015 17:07	6.44	19
9/28/2015 17:37	6.57	18.94
9/28/2015 18:07	6.35	18.88
9/28/2015 18:37	6.39	18.84
9/28/2015 19:07	6.27	18.8
9/28/2015 19:37	6.12	18.64
9/28/2015 20:07	5.2	18.06
9/28/2015 20:37	3.91	17.34
9/28/2015 21:07	2.99	16.84
9/28/2015 21:37	2.28	16.54
9/28/2015 22:07	2.1	16.42
9/28/2015 22:37	1.87	16.34
9/28/2015 23:07	1.82	16.26
9/28/2015 23:37	1.81	16.18
9/29/2015 0:07	1.44	16.1
9/29/2015 0:37	1.33	16.04
9/29/2015 1:07	1.19	16.04
9/29/2015 1:37	1.46	16.06
9/29/2015 2:07	1.47	16.12
9/29/2015 2:37	1.47	16.14
9/29/2015 3:07	1.47	16.12
9/29/2015 3:37	1.52	16.04
9/29/2015 4:07	1.41	15.98
9/29/2015 4:37	1.24	15.92
9/29/2015 5:07	1.24	15.86
9/29/2015 5:37	1.19	15.8
9/29/2015 6:07	1.13	15.68
9/29/2015 6:37	1.09	15.6
9/29/2015 7:07	1.06	15.54
9/29/2015 7:37	0.99	15.5

Deep Creek Hydroelectric Project - 2015 Dissolved Oxygen Data

Date Time	DO conc, mg/L	Temp, °C
9/29/2015 8:07	0.86	15.48
9/29/2015 8:37	1.24	15.46
9/29/2015 9:07	0.95	15.42
9/29/2015 9:37	0.98	15.42
9/29/2015 10:07	0.74	15.42
9/29/2015 10:37	1.05	15.42
9/29/2015 11:07	0.92	15.46
9/29/2015 11:37	6.2	15.02
9/29/2015 12:07	8.55	18.24
9/29/2015 12:37	8.54	18.28
9/29/2015 13:07	8.33	18.32
9/29/2015 13:37	6.58	18.52
9/29/2015 14:07	7.84	18.82
9/29/2015 14:37	8.62	18.38
9/29/2015 15:07	8.59	18.4
9/29/2015 15:37	8.59	18.4
9/29/2015 16:07	8.46	18.42
9/29/2015 16:37	6.74	18.58
9/29/2015 17:07	6.45	18.94
9/29/2015 17:37	6.42	19.04
9/29/2015 18:07	6.56	19.04
9/29/2015 18:37	6.44	19.02
9/29/2015 19:07	6.5	19
9/29/2015 19:37	6.6	18.98
9/29/2015 20:07	8.38	18.66
9/29/2015 20:37	8.74	18.4
9/29/2015 21:07	8.65	18.42
9/29/2015 21:37	8.6	18.38
9/29/2015 22:07	8.53	18.32
9/29/2015 22:37	8.54	18.28
9/29/2015 23:07	8.51	18.26
9/29/2015 23:37	8.54	18.26
9/30/2015 0:07	8.54	18.28
9/30/2015 0:37	8.53	18.28
9/30/2015 1:07	8.52	18.28
9/30/2015 1:37	8.51	18.28
9/30/2015 2:07	8.48	18.26
9/30/2015 2:37	8.46	18.26
9/30/2015 3:07	8.45	18.24
9/30/2015 3:37	8.45	18.22
9/30/2015 4:07	8.42	18.22
9/30/2015 4:37	8.43	18.22
9/30/2015 5:07	8.43	18.2
9/30/2015 5:37	8.45	18.2
9/30/2015 6:07	8.46	18.22
9/30/2015 6:37	8.48	18.22
9/30/2015 7:07	8.46	18.2
9/30/2015 7:37	8.44	18.18
9/30/2015 8:07	8.43	18.14
9/30/2015 8:37	8.43	18.12
9/30/2015 9:07	8.43	18.12
9/30/2015 9:37	8.43	18.12
9/30/2015 10:07	8.42	18.1

Deep Creek Hydroelectric Project - 2015 Dissolved Oxygen Data

Date Time	DO conc, mg/L	Temp, °C
9/30/2015 10:37	8.42	18.1
9/30/2015 11:07	8.41	18.12
9/30/2015 11:37	8.41	18.12
9/30/2015 12:07	8.41	18.16
9/30/2015 12:37	8.4	18.18
9/30/2015 13:07	8.43	18.22
9/30/2015 13:37	8.43	18.22
9/30/2015 14:07	8.43	18.22
9/30/2015 14:37	8.44	18.22
9/30/2015 15:07	8.43	18.2
9/30/2015 15:37	8.42	18.18
9/30/2015 16:07	8.43	18.18
9/30/2015 16:37	8.44	18.18
9/30/2015 17:07	8.44	18.18
9/30/2015 17:37	8.46	18.2
9/30/2015 18:07	8.49	18.24
9/30/2015 18:37	8.5	18.24
9/30/2015 19:07	8.51	18.24
9/30/2015 19:37	8.52	18.24
9/30/2015 20:07	8.51	18.2
9/30/2015 20:37	8.51	18.2
9/30/2015 21:07	8.52	18.18
9/30/2015 21:37	8.52	18.18
9/30/2015 22:07	8.5	18.18
9/30/2015 22:37	8.55	18.18
9/30/2015 23:07	8.56	18.2
9/30/2015 23:37	8.56	18.2
10/1/2015 0:07	8.56	18.22
10/1/2015 0:37	8.61	18.22
10/1/2015 1:07	8.62	18.24
10/1/2015 1:37	8.63	18.22
10/1/2015 2:07	8.61	18.2
10/1/2015 2:37	8.6	18.16
10/1/2015 3:07	8.56	18.14
10/1/2015 3:37	8.54	18.1
10/1/2015 4:07	8.56	18.08
10/1/2015 4:37	8.56	18.1
10/1/2015 5:07	8.6	18.1
10/1/2015 5:37	8.62	18.12
10/1/2015 6:07	8.63	18.12
10/1/2015 6:37	8.64	18.12
10/1/2015 7:07	8.65	18.12
10/1/2015 7:37	8.66	18.1
10/1/2015 8:07	8.66	18.08
10/1/2015 8:37	8.68	18.06
10/1/2015 9:07	8.7	18.04
10/1/2015 9:37	8.71	18.04
10/1/2015 10:07	8.72	18.04
10/1/2015 10:37	8.71	18.02
10/1/2015 11:07	8.72	18.04
10/1/2015 11:37	8.73	18.04
10/1/2015 12:07	8.73	18.04
10/1/2015 12:37	8.76	18.06

Deep Creek Hydroelectric Project - 2015 Dissolved Oxygen Data

Date Time	DO conc, mg/L	Temp, °C
10/1/2015 13:07	8.77	18.06
10/1/2015 13:37	8.74	18.04
10/1/2015 14:07	8.73	18.04
10/1/2015 14:37	8.72	18.02
10/1/2015 15:07	8.74	18.04
10/1/2015 15:37	8.74	18.02
10/1/2015 16:07	8.74	18.04
10/1/2015 16:37	8.74	18.04
10/1/2015 17:07	8.76	18.04
10/1/2015 17:37	8.75	18.04
10/1/2015 18:07	8.75	18.02
10/1/2015 18:37	8.75	18
10/1/2015 19:07	8.75	17.98
10/1/2015 19:37	8.73	18
10/1/2015 20:07	8.73	17.96
10/1/2015 20:37	8.75	17.96
10/1/2015 21:07	8.75	17.96
10/1/2015 21:37	8.74	17.94
10/1/2015 22:07	8.76	17.92
10/1/2015 22:37	8.76	17.9
10/1/2015 23:07	8.78	17.9
10/1/2015 23:37	8.79	17.9
10/2/2015 0:07	8.65	17.9

APPENDIX E

ZEBRA MUSSEL MONITORING REPORTS



Deep Creek Lake, MD Zebra Mussel Monitoring Report

Brookfield Renewable Power
14 River View Terrace
Oakland, MD 21550
Phone: 301-387-6616
Fax: 301-387-5809



Collector's Name Sean Fredlock

Year 2015

Month 4

Day 15

Hour 13:00

Water Temperature ° F 52

How many days was the sampler exposed to the water prior to collecting this data? 30

Are zebra mussels present at the site? (NO) (YES) **If yes comment below and notify the Superintendent and Maryland Department of Natural Resources immediately.**

Other organisms observed on the sampler? NO

Comments _____



Deep Creek Lake, MD Zebra Mussel Monitoring Report

Brookfield Renewable Power
14 River View Terrace
Oakland, MD 21550
Phone: 301-387-6616
Fax: 301-387-5809



Collector's Name Sean Fredlock

Year 2015

Month 5

Day 5

Hour 11:00

Water Temperature ° F 56

How many days was the sampler exposed to the water prior to collecting this data? 30

Are zebra mussels present at the site? (NO) (YES) **If yes comment below and notify the Superintendent and Maryland Department of Natural Resources immediately.**

Other organisms observed on the sampler? NO

Comments _____



Deep Creek Lake, MD Zebra Mussel Monitoring Report

Brookfield Renewable Power
14 River View Terrace
Oakland, MD 21550
Phone: 301-387-6616
Fax: 301-387-5809



Collector's Name Sean Fredlock

Year 2015

Month 6

Day 17

Hour 11:00

Water Temperature ° F 66

How many days was the sampler exposed to the water prior to collecting this data? 25

Are zebra mussels present at the site? (NO) (YES) **If yes comment below and notify the Superintendent and Maryland Department of Natural Resources immediately.**

Other organisms observed on the sampler? NO

Comments _____



Deep Creek Lake, MD Zebra Mussel Monitoring Report

Brookfield Renewable Power
14 River View Terrace
Oakland, MD 21550
Phone: 301-387-6616
Fax: 301-387-5809



Collector's Name Sean Fredlock

Year 2015

Month 7

Day 20

Hour 14:00

Water Temperature ° F 71

How many days was the sampler exposed to the water prior to collecting this data? 20

Are zebra mussels present at the site? (NO) (YES) **If yes comment below and notify the Superintendent and Maryland Department of Natural Resources immediately.**

Other organisms observed on the sampler? NO

Comments _____



Deep Creek Lake, MD Zebra Mussel Monitoring Report

Brookfield Renewable Power
14 River View Terrace
Oakland, MD 21550
Phone: 301-387-6616
Fax: 301-387-5809



Collector's Name Sean Fredlock

Year 2015

Month 8

Day 19

Hour 10:00

Water Temperature ° F 73

How many days was the sampler exposed to the water prior to collecting this data? 18

Are zebra mussels present at the site? (NO) (YES) **If yes comment below and notify the Superintendent and Maryland Department of Natural Resources immediately.**

Other organisms observed on the sampler? NO

Comments _____



Deep Creek Lake, MD Zebra Mussel Monitoring Report

Brookfield Renewable Power
14 River View Terrace
Oakland, MD 21550
Phone: 301-387-6616
Fax: 301-387-5809



Collector's Name Sean Fredlock

Year 2015

Month 9

Day 13

Hour 12:00

Water Temperature ° F 67

How many days was the sampler exposed to the water prior to collecting this data? 22

Are zebra mussels present at the site? (NO) (YES) **If yes comment below and notify the Superintendent and Maryland Department of Natural Resources immediately.**

Other organisms observed on the sampler? NO

Comments _____



Deep Creek Lake, MD Zebra Mussel Monitoring Report

Brookfield Renewable Power
14 River View Terrace
Oakland, MD 21550
Phone: 301-387-6616
Fax: 301-387-5809



Collector's Name Sean Fredlock ,

Year 2015

Month 10

Day

Hour 11:00

Water Temperature ° F 65

How many days was the sampler exposed to the water prior to collecting this data? 30

Are zebra mussels present at the site? (NO) (YES) **If yes comment below and notify the Superintendent and Maryland Department of Natural Resources immediately.**

Other organisms observed on the sampler? NO

Comments _____

